

REFLECTIONS OF A FOOL: A MODERN BALLET
DERIVED FROM ELECTRONIC SOUND SOURCES

by _____

CATHERINE P. GUNDLACH

ACCOMPANYING MATERIALS
LOCATED IN AUDIO-VISUAL

B. A., KEARNEY STATE COLLEGE, 1976

A MASTER'S REPORT

submitted in partial fulfillment of the

requirements for the degree

MASTER OF MUSIC

Department of Music

KANSAS STATE UNIVERSITY
Manhattan, Kansas

1985

Approved by:



Major Professor

This volume contains accompanying media (slides, audio recording, etc.), which was not scanned.

The accompanying media is available with the original print version of this volume. Ask at a library help desk for information on how to obtain the print version.

Due to age, some media may be deteriorated or unusable.

LD
2668
.R4
1985
G86
C.2

TABLE OF CONTENTS



A11209 545595

CHAPTER

I. History of Electronic Music.....1
II. Twentieth Century Music and Modern Ballet.....13
III. General Description of the Story.....21
IV. Analytical Basis.....27
V. Conclusion: The Electronic Sound World.....40

APPENDIX

I. Chronological Analysis of Electronic Works....44
II. Synopsis of Dance Sequences.....49
III. Musical Examples of Motivic Units.....51
IV. Musical Scores.....57


BIBLIOGRAPHY.....62

ILLUSTRATIONS

PLATE


- I. Figure:
 1. Moog Synthesizer, IIIc.
 2. Buchla Electric Music Box, Model 200.
- II. ARP 2500 Analog Synthesizer.
- III. Block Diagram of ARP 2500 Patch.
- IV. Formal Structure of Act II.
- V. Formal Structure of the Introduction.

figure 1




Moog Music Inc. Synthesizer III, with two Sequencers on the right and left of the top row.

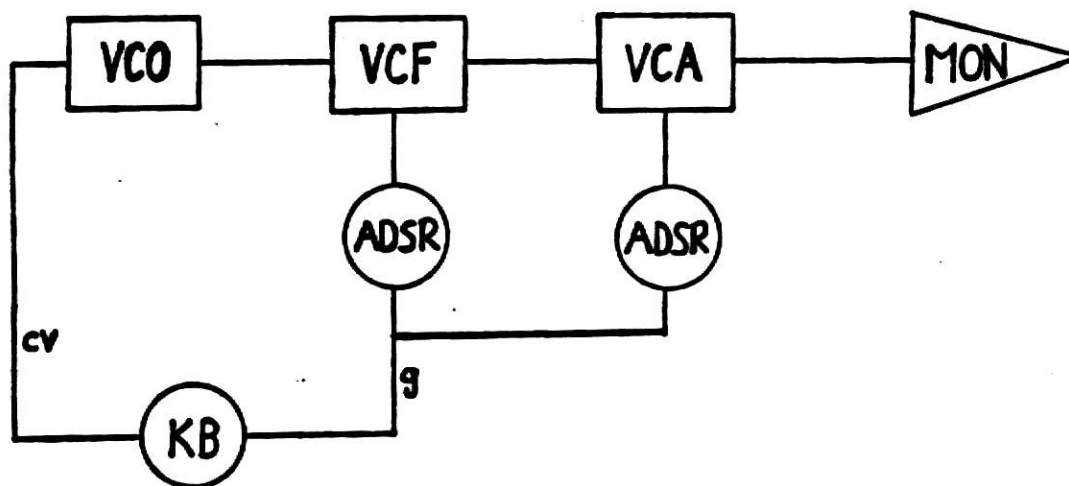
figure 2



The Electric Music Box, model 200 (studio system), manufactured by Buchla Associates.



The ARP 2500 Electronic Music Synthesizer.



ARP Patch: Block diagram of a simple patch on the ARP 2500 Analog Synthesizer.