

2011

National Winter Canola

Variety Trial

Report of Progress 1062

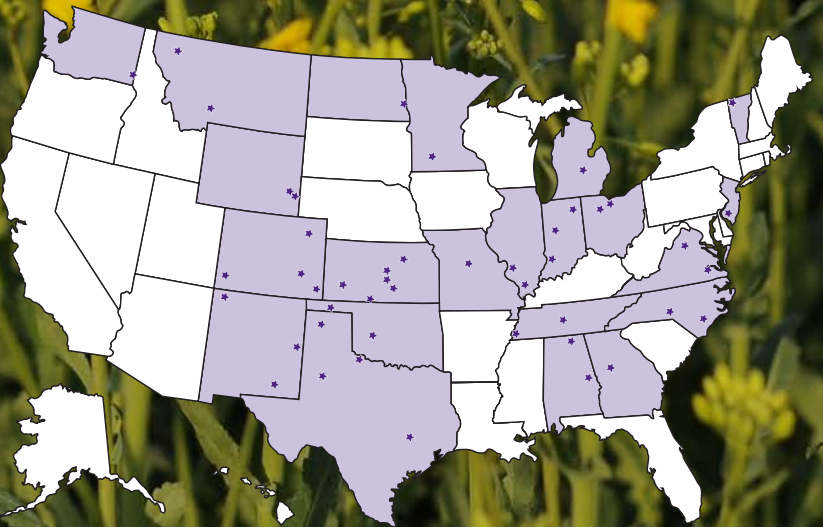


K-STATE

Research and Extension

Kansas State University

Agricultural Experiment Station
and Cooperative Extension Service



2011 National Winter Canola Variety Trial

Table of Contents

Introduction, Objectives, Procedures, 2010-2011 Growing Conditions.....	1
Test Locations, Results, Variety Selection, Acknowledgments	2
Results from the 2011 National Winter Canola Variety Trials	
Meridianville, AL, Table 1	3
Griffin, GA, Table 2.....	5
Williamsdale, NC, Table 3.....	7
Centerton, NJ, Table 4	8
Orange, VA, Table 5	10
Petersburg, VA, Table 6.....	12
Southeast Winter Canola Summary, 2006-2011, Figure 1	14
Belleville, IL, Table 7	16
Carbondale, IL, Table 8	17
Throckmorton, IN, Table 9	18
Vincennes, IN, Table 10	20
East Lansing, MI, Table 11	22
Custar, OH, Table 12	24
Spring Hill, TN, Table 13	26
Midwest Winter Canola Summary, 2006-2011, Figure 2	28
Yellow Jacket, CO, Table 14	30
Garden City, KS, Table 15.....	31
Manhattan, KS, Table 16	33
Marquette, KS, Table 17	35
Clovis, NM, Table 18.....	36
Farmington, NM, Table 19	38
Goodwell, OK, Table 20.....	40
Etter, TX, Table 21	42
Lubbock, TX, Table 22.....	43
Great Plains Winter Canola Summary, 2006-2011, Figure 3	44
Bozeman, MT, Table 23	46
Kalispell, MT, Table 24.....	47
Alburgh, VT, Table 25.....	48
Lingle, WY, Table 26	49
Northern Winter Canola Summary, 2006-2011, Figure 4	51
Blackleg Evaluations	
Plains, GA, Table 27	53
Lake Carl Blackwell, OK, Table 28.....	54
Seed Sources for NWCVT Entries, Table 29	56

2011 National Winter Canola Variety Trial

Introduction

Winter canola production is a good fit for small-grains cropping systems because both use the same equipment. Canola is an excellent crop to rotate with winter wheat. Wheat crops following canola have shown a 10 percent or greater increase in yield compared with continuous wheat. Canola is a broadleaf crop, which allows use of more effective herbicides to control grassy winter annual weeds. Canola and wheat have no major diseases in common. Growing canola in rotation with wheat breaks the hard-to-control weed and disease cycles of wheat monoculture systems. Because canola is an oilseed, its commodity price is not tied to prices of cereal grains, which spreads economic risk over more than one commodity class.

Objectives

Objectives of the National Winter Canola Variety Trial (NWCVT) are to evaluate the performance of released and experimental varieties, determine where these varieties are best adapted, and increase visibility of winter canola across the nation. Breeders, marketers, and producers use data collected from the trials. Over the past decade, the number of environments and entries tested have increased. The NWCVT is planted at locations in the Great Plains, Midwest, northern United States, and Southeast. The wide diversity of environments has improved our knowledge and understanding of winter canola variety performance.

Procedures

Seed for the NWCVT was distributed 51 times to cooperators in 22 states for the 2010-2011 growing season. The locations receiving seed are illustrated on the map on the front cover. Of the 46 entries, 27 are commercially available in the United States and 19 are experimental. These entries were provided by 10 global seed suppliers. All entries in the trial were treated with either Helix XTra or Prosper FX seed treatments to control insects and diseases through the late fall and early winter

months.

Management guidelines were provided to cooperators, but previous growing experience influenced final management decisions. Agronomic information, site descriptions, and growing conditions are given along with performance data for each harvested location. All trials were planted in small research plots (approximately 100 ft²) and replicated three or four times. Yield results for some locations include 2-year summaries. Results are listed alphabetically by seed supplier.

The Robert M. Kerr Food and Agricultural Products Center at Oklahoma State University performed the total protein and oil analyses for sites located in Kansas. The Brassica Breeding and Research Program at the University of Idaho performed total oil analysis for all other sites.

The NWCVT continues in the 2011-2012 growing season and includes 45 entries. Eleven seed suppliers contributed to the trial, and it was distributed to 47 locations in 22 states.

2010-2011 Growing Conditions

Temperature and precipitation data are shown at the top of the page for each location. Thick black lines on the temperature graphs represent long-term average high and low temperatures (°F) for the location. The upper thin line represents actual daily high temperatures, and the lower thin line represents actual daily low temperatures. On the precipitation graph, the line labeled “normal” represents long-term average precipitation, and the line labeled “10-11” represents actual precipitation. If weather data was not provided, then it was taken from a nearby town.

In general, the 2010-2011 growing season was a challenging one for winter canola. Plants established well at most locations, but severe drought limited growth and yield potential in the southern Great Plains and Southeast, especially. No sites were lost to winterkill alone. Excessive rainfall reduced yields in the northern United States and in the Midwest. Severe storms also negatively affected yields prior to harvest. Nonetheless, winter canola has shown a tremendous ability to recover

following unfavorable weather. Winter canola is consistently achieving very high seed yields in environments where moisture is not limiting.

Test Locations

Texas A & M University at College Station, the New Mexico State University Agricultural Science Center at Artesia, and Rutgers University at Centerton were new participants in 2010-2011. See the back cover for a listing of all participants.

A large number of locations, especially in the southern Great Plains and Southeast U.S., were affected by devastating drought and severe weather. Fourteen locations were not harvested for the following reasons: drought, insects, poor establishment, winterkill, or too much precipitation. Eleven other locations were harvested, but the results were not included in this publication because the data quality was poor.

Twenty-six harvested locations in 18 states are included in this report: Meridianville, AL; Yellow Jacket, CO; Griffin, GA; Belleville and Carbondale, IL; Throckmorton and Vincennes, IN; Garden City, Manhattan, and Marquette, KS; East Lansing, MI; Bozeman and Kalispell, MT; Williamsdale, NC; Centerton, NJ; Clovis and Farmington, NM; Custer, OH; Goodwell, OK; Spring Hill, TN; Etter and Lubbock, TX; Orange and Petersburg, VA; Alburgh, VT; and Lingle, WY.

Results

The “percentage of test average” yield calculation is included in this year’s results. This relative yield calculation allows for some comparison of performance across environments. Entries yielding more than 100 percent of the test average across multiple locations merit some consideration. Varieties Baldur, Sumner, and Wichita were used as check comparisons. Regional summary tables were created with data from 2006 to 2011.

Overall yields were poorer than those from 2009-2010 and were generally below average in the southern Great Plains, Midwest, and Southeast. Eleven harvested sites averaged greater than 2,000 lb/acre, three of which were located in Kansas. Three sites averaged greater than 3,000 lb/acre; all were located in the northern United States.

Caution should be used when evaluating data from locations with coefficient of variation (CV) values greater than 20. Lower values suggest less error was observed at the trial location. Inestimable differences in soil type, weather, and environmental conditions play a part in increasing experimental error and CV values.

Variety Selection

Winter hardiness is an important trait to consider when selecting a winter canola variety. This trait has been improved over the past several years, but variability still exists where differential winterkill occurs. Winter canola varieties should show consistent survival across multiple years and locations. Other traits to consider include herbicide resistance, tolerance to carryover from sulfonylurea herbicides, maturity, disease tolerance, and yield potential.

Some locations include High Erucic Acid Rapeseed (HEAR). By definition, HEAR is not canola because it produces greater than 2% erucic acid in the processed oil. The harvested seed cannot be mixed with canola seed, and the oil can be used only for industrial purposes. If HEAR is commercially grown, it will be under contract and a delivery point must be identified before planting.

Tables 27 and 28 provide information on the tolerance of varieties to the blackleg fungus. Table 29 identifies the seed sources, brand names, and traits of the winter canola varieties and hybrids grown in the NWCVT.

Acknowledgments

This work was funded in part by the Supplemental and Alternative Crops Competitive Grants Program, part of the National Canola Research Program sponsored by the United States Department of Agriculture - National Institute of Food and Agriculture and the Kansas Agricultural Experiment Station. Assistant scientist Scott Dooley and student workers William Hill and Daniel Harmon assisted with organizing, packaging, planting, harvesting, and data collection. Sincere appreciation is expressed to all participating researchers and seed suppliers who have a vested interest in expanding winter canola acres and increasing production in the United States.

Meridianville, Alabama

Ernst Cebert
Alabama A&M University

Planted: 10/1/2010 at 6 lb/a in 7-in. rows
 Harvested: 6/2/2011
 Herbicides: Trifluralin
 Insecticides: None
 Irrigation: None
 Previous Crop: Fallow
 Soil Test: NA
 Fertilizer: 6.5-6.5-6.5 lb N-P-K fertilizer in fall
 55-0-0 lb N-P-K fertilizer in spring
 Soil Type: Decatur silty clay loam
 Elevation: 624 ft Latitude: 34° 35'N
 Comments: Extreme heat at pod fill may have reduced yield potential.

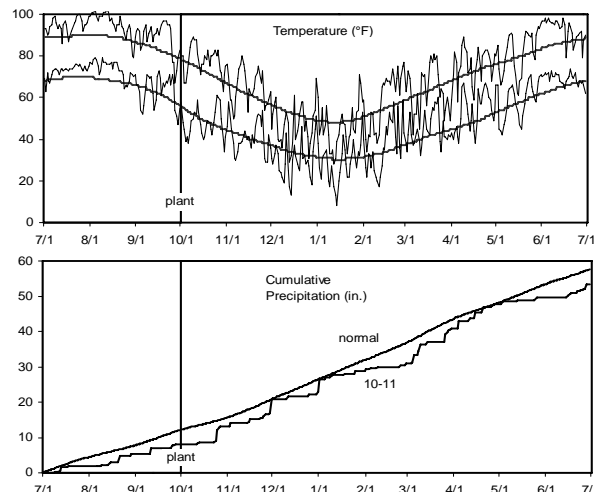


Table 1. Results for the 2011 National Winter Canola Variety Trial at Meridianville, AL

Name	Yield (lb/a) ¹			Yield (% of test avg.)			Plant			50%		
	2011	2010	2-Yr.	2011	2011	2010	2-Yr.	Height (in.)	Bloom (DOY)	Maturity (DOY)	Moisture (%)	Oil (%)
Alabama A&M University												
AAMU-33-07	1725	1867	1796	94	---	93	---	---	81	143	8.2	41.1
AAMU-6-07	1301	---	---	71	---	---	---	---	84	142	8.3	40.1
AAMU-62-07	1718	---	---	94	---	---	---	---	81	140	8.2	40.9
AAMU-64-07	1451	---	---	79	---	---	---	---	81	143	8.2	41.5
Croplan Genetics												
HyClass110W	1898	1331	1614	103	---	88	---	---	85	148	8.3	39.1
HyClass115W	1577	1812	1694	86	---	92	---	---	86	145	8.3	39.8
HyClass125W	1562	---	---	85	---	---	---	---	86	146	8.3	39.1
HyClass154W	1785	2198	1991	97	---	88	---	---	85	148	8.6	40.0
DL Seeds Inc. / Rubisco Seeds LLC												
Baldur	1642	1766	1704	89	---	92	---	---	85	148	8.3	41.9
Dimension	1956	1687	1821	107	---	83	---	---	85	146	8.2	42.3
Dynastie	2391	2553	2472	130	---	98	---	---	87	146	8.0	42.9
Flash	2202	1788	1995	120	---	90	---	---	84	147	8.3	42.0
Hornet	2396	---	---	131	---	---	---	---	85	145	8.4	41.8
Safran	2517	1888	2202	137	---	92	---	---	86	146	8.2	42.2
Sitro	2021	2484	2252	110	---	97	---	---	83	143	8.3	41.8
Visby	1925	1489	1707	105	---	88	---	---	84	145	8.3	41.8
High Plains Crop Development												
Claremore CL	1960	2058	2009	107	---	90	---	---	90	149	8.3	41.9
HPX-7228	2193	1980	2086	119	---	92	---	---	85	147	8.3	41.6
HPX-7341	1190	1472	1331	65	---	90	---	---	87	148	8.3	39.3
Kansas State University												
Kiowa	2100	1508	1804	114	---	85	---	---	89	150	8.4	39.5
KS4083	1877	---	---	102	---	---	---	---	86	147	8.4	40.5
KS4426	1849	1505	1677	101	---	90	---	---	87	148	8.4	41.2
KS4428	1783	---	---	97	---	---	---	---	87	146	8.3	40.6
Riley	1730	2290	2010	94	---	93	---	---	88	146	8.2	41.0
Sumner	1450	1619	1534	79	---	90	---	---	86	146	8.5	39.2
Wichita	2036	1767	1902	111	---	92	---	---	88	148	8.4	39.5
MOMONT												
Chrome	2100	2474	2287	114	---	93	---	---	87	150	8.5	40.7
Hybrilux	2012	---	---	110	---	---	---	---	84	147	8.3	40.6
Hybristar	2368	2132	2250	129	---	88	---	---	84	147	8.0	42.4
Hybrisurf	2312	1319	1815	126	---	87	---	---	87	147	8.1	42.6
Kadore	2111	2155	2133	115	---	88	---	---	88	146	8.5	40.3
MH06E10	1952	2360	2156	106	---	93	---	---	86	145	8.2	42.6
MH06E11	2106	2090	2098	115	---	92	---	---	85	149	8.3	41.3
MH06E4	2259	1981	2120	123	---	85	---	---	85	146	7.9	42.0

Table 1. Results for the 2011 National Winter Canola Variety Trial at Meridianville, AL

Name	Yield (lb/a) ¹			Yield (% of test avg.)				Plant Height (in.)	50% Bloom (DOY)	Maturity (DOY)	Moisture (%)	Oil (%)
	2011	2010	2-Yr.	2011	2011	2010	2-Yr.					
Monsanto / DEKALB												
DKW41-10	1158	1088	1123	63	---	85	---	---	85	144	8.4	39.1
DKW44-10	1525	---	---	83	---	---	---	---	88	149	8.2	38.6
DKW46-15	1655	1266	1461	90	---	87	---	---	86	147	8.6	41.0
DKW47-15	1723	1146	1434	94	---	83	---	---	87	144	8.4	38.9
Technology Crops International												
Rossini	1733	---	---	94	---	---	---	---	83	145	8.0	42.7
University of Idaho												
Amanda	1730	---	---	94	---	---	---	---	88	147	8.4	40.5
Athena	1307	---	---	71	---	---	---	---	88	147	8.4	41.3
Durola	1150	---	---	63	---	---	---	---	88	148	8.1	44.8
Virginia State University												
Virginia	1347	2032	1690	73	---	92	---	---	88	149	8.3	40.3
VSX-3	1973	---	---	108	---	---	---	---	87	150	8.3	40.5
Mean	1835	1795	---	---	---	90	---	---	86	146	8.3	40.9
CV	21	30	---	---	---	5	---	---	2	2	2.8	2.3
LSD (0.05)	618	862	---	---	---	NS	---	---	3	4	NS	1.9

Bold: Superior LSD group. Unless two entries differ by more than the LSD, little confidence can be placed in one being superior to the other.

¹Use yield data with caution. A CV above 20 indicates higher experimental error. Make variety selection decisions based on more than one year's data.

Griffin, Georgia

Don Day, John Gasset, Mitch Gilmer, Gary Ware
University of Georgia at Griffin

Planted: 10/5/2010 at 5 lb/a in 7-in. rows
Harvested: 6/3/2011
Herbicides: Treflan
Insecticides: None
Irrigation: None
Previous Crop: Fallow
Soil Test: P=High, K=High, pH=5.8
Fertilizer: 20-40-60 lb N-P-K fertilizer in fall
130-0-0 lb N-P-K fertilizer in spring
Soil Type: Cecil sandy loam
Elevation: 924 ft Latitude: 33° 16'N
Comments: Late-season warm temperatures may have reduced yields.

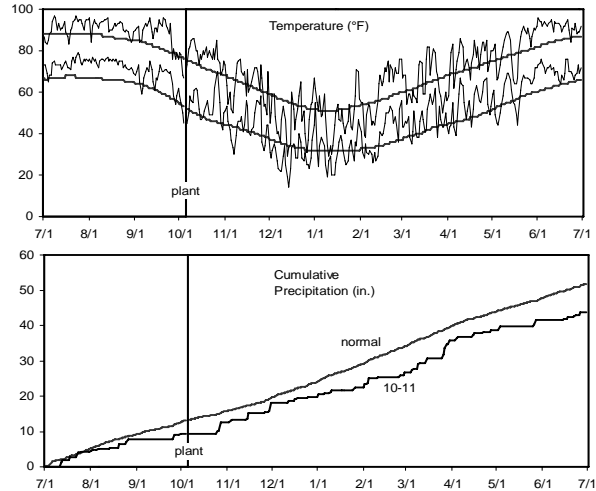


Table 2. Results for the 2011 National Winter Canola Variety Trial at Griffin, GA

Name	Yield (lb/a) ¹			Yield (% of test avg.)	Fall Stand (0-10)	Fall Vigor (0-5)	50% Bloom (DOY)	Plant Maturity (DOY)	Plant Height (in.)	Plant Moisture (%)	Test	
	2011	2010	2-Yr.								2011	Weight (lb/bu)
Alabama A&M University												
AAMU-33-07	1679	3223	2451	83	10.0	5.0	76	141	69	7.0	51.8	36.3
AAMU-6-07	1710	---	---	85	9.8	4.8	80	140	65	6.0	52.8	37.2
AAMU-62-07	1059	---	---	53	9.8	5.0	76	137	65	6.4	50.2	35.8
AAMU-64-07	1395	---	---	69	9.8	5.0	76	140	62	6.6	51.3	37.4
Croplan Genetics												
HyClass110W	2078	3200	2639	103	9.7	5.0	80	140	71	6.9	53.0	36.1
HyClass115W	1990	2834	2412	99	9.7	5.0	83	141	71	7.3	51.9	37.3
HyClass125W	1575	---	---	78	9.8	5.0	83	141	71	6.6	52.4	37.5
HyClass154W	1989	3038	2513	99	9.7	5.0	88	145	77	8.0	52.3	36.2
DL Seeds Inc. / Rubisco Seeds LLC												
Baldur	1891	3586	2739	94	9.7	5.0	84	144	74	7.6	52.8	36.3
Dimension	1646	3026	2336	82	10.0	5.0	82	140	72	8.0	51.1	40.6
Dynastie	2687	3839	3263	133	9.8	5.0	86	145	71	7.2	52.1	37.3
Flash	2302	4037	3169	114	9.5	5.0	85	143	73	8.1	52.0	38.3
Hornet	3119	---	---	155	9.8	5.0	84	145	72	8.0	52.8	37.9
Safran	2283	3554	2919	113	9.3	5.0	87	146	72	8.3	52.8	36.8
Sitro	2767	4077	3422	137	9.7	5.0	83	143	68	7.1	52.3	37.3
Visby	2219	3264	2742	110	9.8	5.0	83	141	75	7.0	52.8	38.5
High Plains Crop Development												
Claremore CL	2077	2564	2320	103	9.8	4.8	90	145	78	7.7	53.9	36.2
HPX-7228	1834	3720	2777	91	9.5	5.0	84	140	71	6.7	53.8	36.2
HPX-7341	2093	2939	2516	104	9.8	5.0	86	143	76	6.5	53.2	36.6
Kansas State University												
Kiowa	1758	3000	2379	87	9.8	5.0	86	145	79	8.9	52.0	36.2
KS4083	2115	---	---	105	9.8	5.0	87	146	80	8.0	52.2	35.6
KS4426	2048	2855	2451	102	9.8	5.0	87	145	81	8.1	52.7	36.6
KS4428	2258	---	---	112	9.8	5.0	86	143	74	7.7	53.0	36.1
Riley	1570	3427	2498	78	9.8	4.8	86	145	69	8.3	51.8	38.0
Sumner	2135	2930	2533	106	10.0	5.0	84	141	74	7.8	52.6	37.2
Wichita	2156	3197	2677	107	9.8	5.0	87	145	75	8.5	51.7	37.3
MOMONT												
Chrome	2315	3903	3109	115	9.8	5.0	85	144	73	7.1	52.2	37.5
Hybrilux	1818	---	---	90	10.0	5.0	86	145	77	6.9	52.7	36.5
Hybristar	2840	3618	3229	141	9.8	5.0	83	142	74	8.4	52.1	37.9
Hybrisurf	2276	4341	3309	113	10.0	5.0	86	145	77	7.7	51.9	38.4
Kadore	1955	3482	2718	97	9.7	5.0	89	144	65	7.1	53.1	36.8
MH06E10	2223	3706	2964	110	10.0	5.0	84	142	72	9.2	51.3	36.6
MH06E11	2588	3874	3231	128	9.8	5.0	84	145	75	8.6	51.9	36.7
MH06E4	1662	3325	2494	82	9.8	5.0	84	143	76	8.2	51.9	37.0

Table 2. Results for the 2011 National Winter Canola Variety Trial at Griffin, GA

Name	Yield (lb/a) ¹			Yield (% of test avg.)	Fall Stand (0-10)	Fall Vigor (0-5)	50% Bloom (DOY)	Maturity (DOY)	Plant		Test	
	2011	2010	2-Yr.						2011	2011	2010	2009
Monsanto / DEKALB												
DKW41-10	1315	2512	1914	65	9.7	5.0	79	139	64	6.4	54.6	34.2
DKW44-10	2019	---	---	100	9.5	5.0	83	143	66	6.4	54.1	34.1
DKW46-15	1842	2858	2350	91	9.7	5.0	83	141	72	6.2	52.3	38.3
DKW47-15	1718	3023	2370	85	9.5	5.0	86	145	68	7.6	52.2	36.1
University of Idaho												
Amanda	1802	---	---	89	9.7	5.0	88	145	73	8.2	52.5	38.1
Athena	1664	---	---	83	9.8	4.8	87	145	75	7.8	51.9	38.2
Virginia State University												
Virginia	2123	3223	2673	105	10.0	5.0	85	141	69	7.0	52.8	34.4
VSX-3	2059	---	---	102	9.8	5.0	83	144	75	6.8	53.0	35.2
Mean	2015	3275	---	---	9.8	4.9	84	143	72	7.5	52.4	36.8
CV	21	14	---	---	2.9	1.7	1	1	4	12.8	1.7	2.7
LSD (0.05)	684	720	---	---	NS	NS	2	3	5	1.5	1.5	2.0

Bold: Superior LSD group. Unless two entries differ by more than the LSD, little confidence can be placed in one being superior to the other.

¹Use yield data with caution. A CV above 20 indicates higher experimental error. Make variety selection decisions based on more than one year's data.

Williamsdale, North Carolina

Kim Tungate
North Carolina State University

Planted: 10/12/2010 at 5 lb/a in 8-in. rows
 Harvested: 6/4/2011
 Herbicides: Poast
 Insecticides: None
 Irrigation: None
 Previous Crop: Fallow
 Soil Test: P=349 ppm, K=175 ppm, and pH=5.7
 Fertilizer: 46-0-0 lb N-P-K fertilizer in fall
 80-0-0-26 lb N-P-K-S fertilizer in spring
 Soil Type: Goldsboro sandy loam
 Elevation: 148 ft Latitude: 34° 45'N
 Comments: Winter canola is showing very high yield potential in North Carolina.

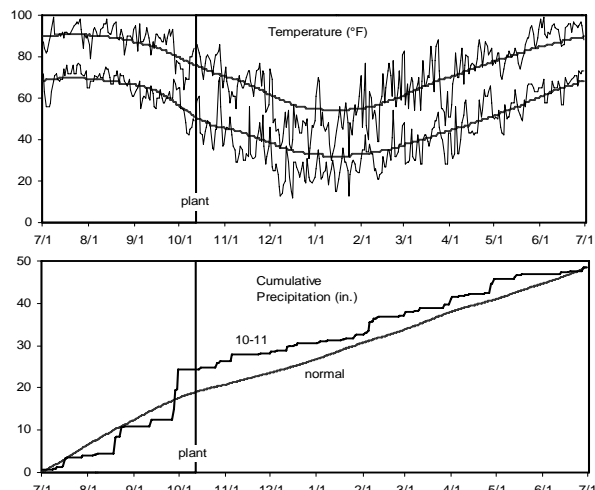


Table 3. Results for the 2011 National Winter Canola Variety Trial at Williamsdale, NC

Name	Yield (lb/a)			Yield (% of test avg.)			Winter Survival (%)		Plant	Test		
	2011	2010	2-Yr.	2011	2011	2010	2-Yr.	Height (in.)	Moisture (%)	Weight (lb/bu)	Protein (%)	Oil (%)
Alabama A&M University												
AAMU-33-07	2866	---	---	100	---	---	---	45	---	---	---	---
AAMU-6-07	2409	---	---	84	---	---	---	44	---	---	---	---
AAMU-62-07	2309	---	---	81	---	---	---	45	---	---	---	---
AAMU-64-07	2147	---	---	75	---	---	---	39	---	---	---	---
DL Seeds Inc. / Rubisco Seeds LLC												
Baldur	3202	1663	2432	112	---	---	---	47	---	---	---	---
Dimension	2156	2295	2225	75	---	---	---	41	---	---	---	---
Dynastie	3225	1840	2532	113	---	---	---	50	---	---	---	---
Flash	2989	1330	2159	104	---	---	---	52	---	---	---	---
Visby	3600	2301	2950	126	---	---	---	52	---	---	---	---
Wichita	2962	1822	2392	103	---	---	---	48	---	---	---	---
MOMONT												
Hybrilux	3458	---	---	121	---	---	---	49	---	---	---	---
Hybristar	3627	1701	2664	127	---	---	---	56	---	---	---	---
Hybrisurf	3073	1704	2389	107	---	---	---	49	---	---	---	---
Kadore	3120	1636	2378	109	---	---	---	46	---	---	---	---
Technology Crops International												
Rossini	2889	---	---	101	---	---	---	48	---	---	---	---
University of Idaho												
Amanda	3082	---	---	108	---	---	---	47	---	---	---	---
Athena	2224	---	---	78	---	---	---	42	---	---	---	---
Durola	2242	---	---	78	---	---	---	39	---	---	---	---
Virginia State University												
Virginia	2769	---	---	97	---	---	---	44	---	---	---	---
VSX-3	2893	---	---	101	---	---	---	50	---	---	---	---
Mean	2862	1819	---	---	---	---	---	47	---	---	---	---
CV	12	19	---	---	---	---	---	8	---	---	---	---
LSD (0.05)	567	NS	---	---	---	---	---	6	---	---	---	---

Bold: Superior LSD group. Unless two entries differ by more than the LSD, little confidence can be placed in one being superior to the other.

Centerton, New Jersey

David Lee
Rutgers University

Planted: 9/10/2010
Harvested: 6/22/2011
Herbicides: 0.5 pt/a Treflan
Insecticides: None
Irrigation: None
Soil Test: NA
Fertilizer: 50-14-50 lb N-P-K fertilizer in fall
Soil Type: Chillum silt loam
Elevation: 120 ft Latitude: 39° 31'N
Comments: Winter canola showing promise in a new growing area.

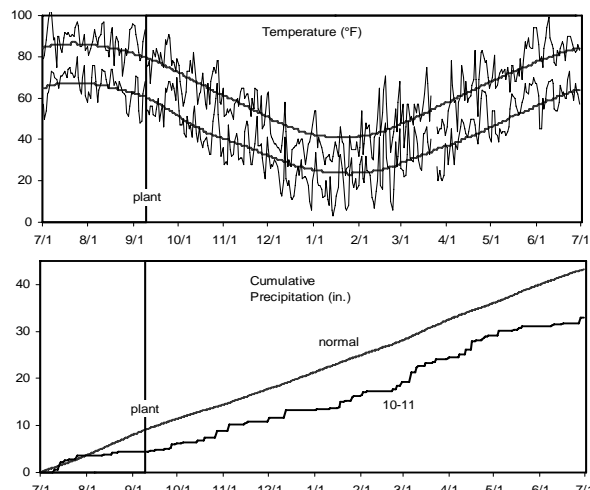


Table 4. Results for the 2011 National Winter Canola Variety Trial at Centerton, NJ

Name	Yield (lb/a)			Yield (% of test avg.)				50% Plant		Test		
	2011	2010	2-Yr.	2011	2011	2010	2-Yr.	Bloom (DOY)	Height (in.)	Moisture (%)	Weight (lb/bu)	Oil (%)
Alabama A&M University												
AAMU-33-07	1822	---	---	104	58	---	---	108	53	7.2	49.7	42.2
AAMU-6-07	1600	---	---	91	55	---	---	109	55	7.3	49.4	42.2
AAMU-62-07	1508	---	---	86	63	---	---	108	53	7.2	49.7	42.7
AAMU-64-07	1478	---	---	84	60	---	---	108	52	7.3	49.6	42.2
Croplan Genetics												
HyClass110W	1752	---	---	100	50	---	---	108	57	7.4	50.9	41.2
HyClass115W	1635	---	---	93	75	---	---	110	55	7.3	50.3	41.7
HyClass125W	1628	---	---	93	60	---	---	109	57	7.2	50.4	41.1
HyClass154W	1642	---	---	94	51	---	---	110	57	7.4	50.7	41.8
DL Seeds Inc. / Rubisco Seeds LLC												
Baldur	1723	---	---	98	58	---	---	111	58	7.3	51.0	41.0
Dimension	1485	---	---	85	60	---	---	109	62	7.1	50.3	44.0
Dynastie	1770	---	---	101	48	---	---	109	53	7.2	51.2	41.8
Flash	1804	---	---	103	58	---	---	112	58	7.2	51.0	41.5
Hornet	1960	---	---	112	60	---	---	115	60	7.2	51.3	42.9
Safran	2461	---	---	140	64	---	---	115	58	7.3	51.5	40.9
Sitro	1863	---	---	106	60	---	---	108	57	7.2	51.0	42.5
Visby	1491	---	---	85	60	---	---	108	50	7.4	51.0	41.8
High Plains Crop Development												
Claremore CL	1949	---	---	111	63	---	---	115	58	7.4	50.7	41.6
HPX-7228	1794	---	---	102	72	---	---	110	57	7.3	51.2	41.7
HPX-7341	2189	---	---	125	62	---	---	109	53	7.2	50.5	41.7
Kansas State University												
Kiowa	1757	---	---	100	55	---	---	111	60	7.2	50.4	41.7
KS4083	1744	---	---	99	45	---	---	114	62	7.3	50.3	41.4
KS4426	1894	---	---	108	85	---	---	113	57	7.2	50.1	42.5
KS4428	2006	---	---	114	43	---	---	113	60	7.3	51.0	41.9
Riley	1903	---	---	108	57	---	---	108	53	7.1	50.3	43.1
Sumner	1462	---	---	83	45	---	---	114	52	7.3	52.0	40.9
Wichita	1607	---	---	92	57	---	---	108	52	7.4	51.0	40.7
MOMONT												
Chrome	2370	---	---	135	68	---	---	111	53	7.2	50.7	42.5
Hybrilux	1849	---	---	105	53	---	---	115	53	7.4	50.4	41.6
Hybristar	1796	---	---	102	77	---	---	109	53	7.0	50.6	42.3
Hybrisurf	1920	---	---	109	70	---	---	111	53	6.9	50.3	42.8
Kadore	1723	---	---	98	33	---	---	112	54	7.4	51.6	40.9
MH06E10	1361	---	---	78	53	---	---	111	53	7.3	51.6	39.9
MH06E11	1820	---	---	104	60	---	---	111	60	7.2	50.4	42.8
MH06E4	1431	---	---	82	52	---	---	113	55	7.2	51.1	42.2

Table 4. Results for the 2011 National Winter Canola Variety Trial at Centerton, NJ

Name	Yield (lb/a)			Yield (% of test avg.)				50% Bloom		Plant Height	Moisture	Test Weight	Oil
	2011	2010	2-Yr.	2011	2011	2010	2-Yr.	(DOY)	(in.)	(%)	(lb/bu)	(%)	
Monsanto / DEKALB													
DKW41-10	1209	---	---	69	60	---	---	108	45	7.2	52.6	40.5	
DKW44-10	1814	---	---	103	60	---	---	111	53	7.4	50.7	40.6	
DKW46-15	1627	---	---	93	68	---	---	112	53	7.1	50.8	41.6	
DKW47-15	1586	---	---	90	48	---	---	111	57	7.3	50.3	40.1	
Technology Crops International													
Rossini	2222	---	---	127	78	---	---	108	53	7.1	50.0	44.4	
University of Idaho													
Amanda	1903	---	---	108	56	---	---	115	52	7.3	52.0	40.9	
Athena	1486	---	---	85	73	---	---	111	53	7.3	51.3	40.4	
Durola	1229	---	---	70	58	---	---	113	55	7.0	50.7	44.3	
Virginia State University													
Virginia	1833	---	---	104	67	---	---	110	48	7.4	49.6	42.3	
VSX-3	1632	---	---	93	45	---	---	110	51	7.4	50.6	41.0	
Mean	1745	---	---	---	59	---	---	111	55	7.3	50.7	41.8	
CV	17	---	---	---	27	---	---	2	9	1.8	1.0	1.9	
LSD (0.05)	476	---	---	---	NS	---	---	4	8	0.2	0.9	1.6	

Bold: Superior LSD group. Unless two entries differ by more than the LSD, little confidence can be placed in one being superior to the other.

Orange, Virginia

David Starner
Virginia Tech University

Planted: 9/24/2010 at 5 lb/a in 7-in. rows
 Harvested: 6/13/2011
 Herbicides: 1 pt/a Trifluralin 4EC
 Insecticides: 2.5 oz/a Capture 2EC
 Irrigation: None
 Previous Crop: Barley
 Soil Test: P=High, K=Very High, and pH=6.8
 Fertilizer: 25-72-0-25 lb N-P-K-S fertilizer in fall
 60-0-0 lb N-P-K fertilizer in spring
 Soil Type: Davidson silty clay
 Elevation: 510 ft Latitude: 38° 13'N
 Comments: Losses from bird damage were 30%
 across the entire field. A very damp
 spring contributed to sclerotinia
 outbreak.

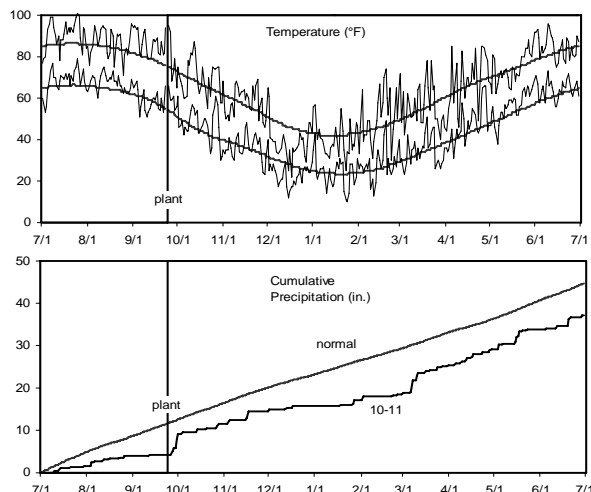


Table 5. Results for the 2011 National Winter Canola Variety Trial at Orange, VA

Name	Yield (lb/a)			Yield (% of test avg.)			Winter Survival (%)		Sclerotinia ¹ (%)	Plant Height (in.)	Moisture (%)	Test Weight (lb/bu)	Oil (%)
	2011	2010	2-Yr.	2011	2011	2010	2-Yr.						
Alabama A&M University													
AAMU-33-07	2209	3088	2648	83	99	98	98	33.3	51	7.8	50.7	39.1	
AAMU-6-07	1852	---	---	70	99	---	---	46.7	53	8.7	50.9	38.8	
AAMU-62-07	2164	---	---	82	99	---	---	17.3	52	9.1	50.9	40.5	
AAMU-64-07	1878	---	---	71	99	---	---	30.0	51	8.2	52.1	38.0	
Croplan Genetics													
HyClass110W	2190	3029	2609	83	99	95	97	46.7	52	8.2	51.8	39.2	
HyClass115W	2059	2616	2337	78	99	96	98	18.3	55	8.3	51.6	39.7	
HyClass125W	2113	---	---	80	99	---	---	13.3	54	7.4	51.6	39.2	
HyClass154W	3012	2815	2913	114	99	87	93	14.7	56	9.2	51.8	40.1	
DL Seeds Inc. / Rubisco Seeds LLC													
Baldur	2792	3144	2968	105	99	96	98	18.3	56	7.8	51.3	40.2	
Dimension	3049	3200	3124	115	99	98	98	15.0	56	11.6	49.5	43.0	
Dynastie	3468	3062	3265	131	99	98	98	17.3	56	9.0	51.7	41.5	
Flash	2645	2127	2386	100	99	95	97	20.7	55	9.9	50.4	39.0	
Hornet	3114	---	---	117	99	---	---	5.0	58	10.1	51.2	42.1	
Safran	2800	3225	3012	106	99	99	99	17.3	57	8.3	51.6	40.2	
Sitro	3134	2827	2980	118	99	95	97	23.3	55	7.9	51.3	42.1	
Visby	2971	3438	3204	112	99	96	98	16.7	56	8.1	51.1	40.6	
High Plains Crop Development													
Claremore CL	2720	2724	2722	103	99	99	99	2.7	57	9.9	50.5	40.7	
HPX-7228	2935	3238	3087	111	99	94	97	33.3	55	8.3	51.2	39.8	
HPX-7341	2827	3113	2970	107	99	96	98	26.7	58	8.4	51.4	40.4	
Kansas State University													
Kiowa	2793	2746	2769	105	99	95	97	3.0	60	9.3	51.2	39.6	
KS4083	2720	---	---	103	99	---	---	10.7	61	8.3	51.3	39.8	
KS4426	2551	2875	2713	96	99	93	96	2.3	58	10.2	51.3	41.0	
KS4428	2756	---	---	104	99	---	---	12.3	57	8.5	51.1	40.7	
Riley	2602	2913	2758	98	99	88	94	10.7	58	7.9	51.5	40.7	
Sumner	2511	2970	2740	95	99	95	97	15.0	59	7.7	51.6	40.8	
Wichita	2887	2960	2923	109	99	96	98	2.0	57	7.7	51.3	41.3	
MOMONT													
Chrome	3408	3266	3337	128	99	99	99	18.3	54	10.2	51.3	41.7	
Hybrilux	3030	---	---	114	99	---	---	21.7	57	11.0	50.6	41.8	
Hybristar	2930	3028	2979	110	99	98	98	8.3	56	9.0	51.5	40.4	
Hybrisurf	2522	3110	2816	95	99	98	98	14.7	54	8.7	51.0	40.5	
Kadore	3082	3274	3178	116	99	96	98	16.7	50	9.5	51.2	40.1	
MH06E10	3262	3442	3352	123	99	91	95	11.7	58	11.4	51.4	40.9	
MH06E11	3140	3716	3428	118	99	88	94	7.0	56	8.5	51.2	41.8	
MH06E4	3096	3778	3437	117	99	98	98	8.0	57	11.2	50.7	42.2	

Table 5. Results for the 2011 National Winter Canola Variety Trial at Orange, VA

Name	Yield (lb/a)			Yield (% of test avg.)				Winter Survival (%)	Sclerotinia ¹ (%)	Plant Height (in.)	Moisture (%)	Test	
	2011	2010	2-Yr.	2011	2011	2010	2-Yr.					Weight (lb/bu)	Oil (%)
Monsanto / DEKALB													
DKW41-10	1912	2810	2361	72	99	95	97	25.0	42	7.3	53.3	37.2	
DKW44-10	2185	---	---	82	99	---	---	13.3	47	8.6	50.5	39.8	
DKW46-15	1911	2874	2392	72	99	96	98	26.7	52	6.9	51.3	40.1	
DKW47-15	2749	2603	2676	104	99	95	97	20.0	56	7.9	51.5	39.5	
Technology Crops International													
Rossini	2534	---	---	95	99	---	---	46.7	53	7.5	50.7	43.7	
University of Idaho													
Amanda	2655	---	---	100	99	---	---	12.3	57	8.4	51.4	39.9	
Athena	1928	---	---	73	99	---	---	18.3	57	7.7	51.6	38.8	
Durola	1982	---	---	75	99	---	---	21.7	57	8.2	51.8	43.2	
Virginia State University													
Virginia	2670	3112	2891	101	99	98	98	16.7	53	8.9	50.7	40.2	
VSX-3	2998	---	---	113	99	---	---	20.0	54	9.2	50.8	41.0	
Mean	2653	2993	---	---	---	95	---	18.2	55	8.8	51.2	40.4	
CV	14	9	---	---	---	4	---	67.2	4	15.7	1.3	2.0	
LSD (0.05)	616	421	---	---	---	NS	---	19.8	4	2.2	1.1	1.7	

Bold: Superior LSD group. Unless two entries differ by more than the LSD, little confidence can be placed in one being superior to the other.

¹Sclerotinia is rated as percentage of plants infected.

Petersburg, Virginia

Harbans Bhardwaj
Virginia State University

Planted: 10/12/2010 at 5 lb/a in 15-in. rows
Harvested: 6/17/2011
Herbicides: 1.5 pt/a Treflan
Insecticides: 3 oz/a Karate
Irrigation: None
Previous Crop: Fallow
Soil Test: P=High, K=Medium, and pH=6.2
100-100-100 lb N-P-K fertilizer in spring
Soil Type: Abell sandy loam
Elevation: 134 ft Latitude: 37° 15'N
Comments: The area experienced a colder than normal winter.

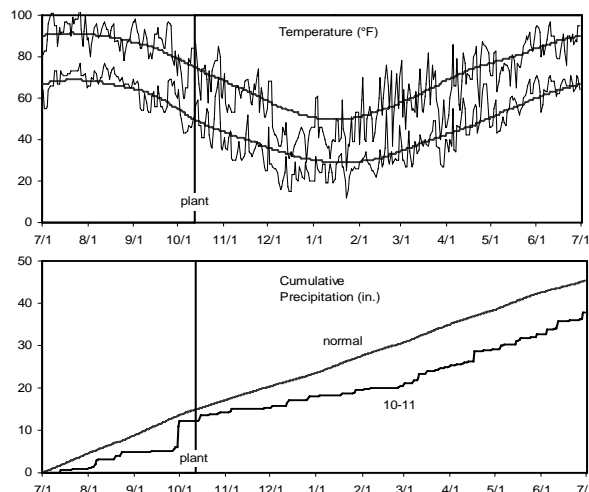


Table 6. Results for the 2011 National Winter Canola Variety Trial at Petersburg, VA

Name	Yield (lb/a) ¹			Yield (% of test avg.)			Plant		Test			
	2011	2010	2-Yr.	2011	2011	2010	2-Yr.	Height (in.)	Moisture (%)	Weight (lb/bu)	Protein (%)	Oil (%)
Alabama A&M University												
AAMU-33-07	1011	675	843	100	---	---	---	---	---	---	---	41.4
AAMU-6-07	1037	---	---	102	---	---	---	---	---	---	---	39.9
AAMU-62-07	1092	---	---	108	---	---	---	---	---	---	---	37.7
AAMU-64-07	873	---	---	86	---	---	---	---	---	---	---	40.7
Croplan Genetics												
HyClass110W	690	480	585	68	---	---	---	---	---	---	---	38.1
HyClass115W	1037	905	971	102	---	---	---	---	---	---	---	39.6
HyClass125W	1379	---	---	136	---	---	---	---	---	---	---	39.0
HyClass154W	984	697	840	97	---	---	---	---	---	---	---	37.3
DL Seeds Inc. / Rubisco Seeds LLC												
Baldur	1462	880	1171	144	---	---	---	---	---	---	---	40.4
Dimension	819	972	896	81	---	---	---	---	---	---	---	43.0
Dynastie	1107	2007	1557	109	---	---	---	---	---	---	---	39.8
Flash	576	1203	889	57	---	---	---	---	---	---	---	39.6
Hornet	1125	---	---	111	---	---	---	---	---	---	---	38.9
Safran	671	1305	988	66	---	---	---	---	---	---	---	38.9
Sitro	947	1242	1094	93	---	---	---	---	---	---	---	39.2
Visby	790	780	785	78	---	---	---	---	---	---	---	38.6
High Plains Crop Development												
Claremore CL	1296	1390	1343	128	---	---	---	---	---	---	---	41.0
HPX-7228	1119	569	844	110	---	---	---	---	---	---	---	39.3
HPX-7341	797	1616	1207	79	---	---	---	---	---	---	---	37.7
Kansas State University												
Kiowa	740	1854	1297	73	---	---	---	---	---	---	---	39.0
KS4083	1072	---	---	106	---	---	---	---	---	---	---	38.8
KS4426	1239	389	814	122	---	---	---	---	---	---	---	40.0
KS4428	792	---	---	78	---	---	---	---	---	---	---	37.4
Riley	1191	872	1032	117	---	---	---	---	---	---	---	38.6
Sumner	992	1632	1312	98	---	---	---	---	---	---	---	39.5
Wichita	1231	1324	1278	121	---	---	---	---	---	---	---	39.5
MOMONT												
Chrome	1144	1750	1447	113	---	---	---	---	---	---	---	38.5
Hybrilux	1050	---	---	104	---	---	---	---	---	---	---	40.4
Hybristar	942	1149	1046	93	---	---	---	---	---	---	---	39.6
Hybrisurf	825	775	800	81	---	---	---	---	---	---	---	40.2
Kadore	790	402	596	78	---	---	---	---	---	---	---	38.3
MH06E10	533	348	441	53	---	---	---	---	---	---	---	39.3
MH06E11	1119	378	749	110	---	---	---	---	---	---	---	40.1
MH06E4	1090	569	830	108	---	---	---	---	---	---	---	39.8

Table 6. Results for the 2011 National Winter Canola Variety Trial at Petersburg, VA

Name	Yield (lb/a) ¹			Yield (% of test avg.)				Plant		Test		
	2011	2010	2-Yr.	2011	2011	2010	2-Yr.	Height (in.)	Moisture (%)	Weight (lb/bu)	Protein (%)	Oil (%)
Monsanto / DEKALB												
DKW41-10	765	1142	953	75	---	---	---	---	---	---	---	39.7
DKW44-10	780	---	---	77	---	---	---	---	---	---	---	36.7
DKW46-15	1023	1011	1017	101	---	---	---	---	---	---	---	42.9
DKW47-15	838	604	721	83	---	---	---	---	---	---	---	39.5
Technology Crops International												
Rossini	1080	---	---	106	---	---	---	---	---	---	---	42.4
University of Idaho												
Amanda	788	---	---	78	---	---	---	---	---	---	---	38.6
Athena	1241	---	---	122	---	---	---	---	---	---	---	38.3
Durola	967	---	---	95	---	---	---	---	---	---	---	41.2
Virginia State University												
Virginia	1250	1458	1354	123	---	---	---	---	---	---	---	39.0
VSX-3	1399	---	---	138	---	---	---	---	---	---	---	39.3
Mean	993	977	---	---	---	---	---	---	---	---	---	39.4
CV	24	25	---	---	---	---	---	---	---	---	---	4.1
LSD (0.05)	379	403	---	---	---	---	---	---	---	---	---	NS

Bold: Superior LSD group. Unless two entries differ by more than the LSD, little confidence can be placed in one being superior to the other.

¹Use yield data with caution. A CV above 20 indicates higher experimental error. Make variety selection decisions based on more than one year's data.

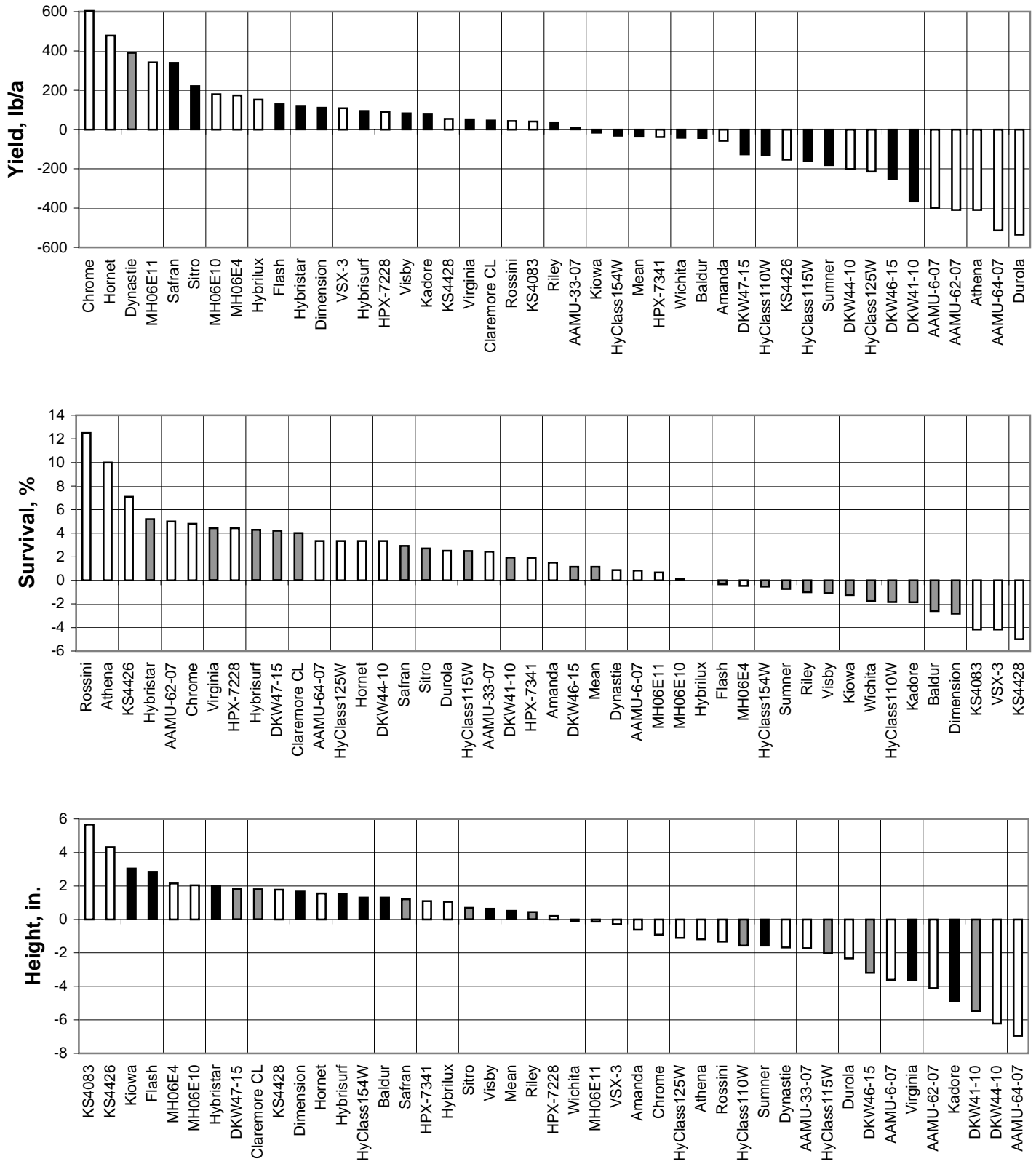
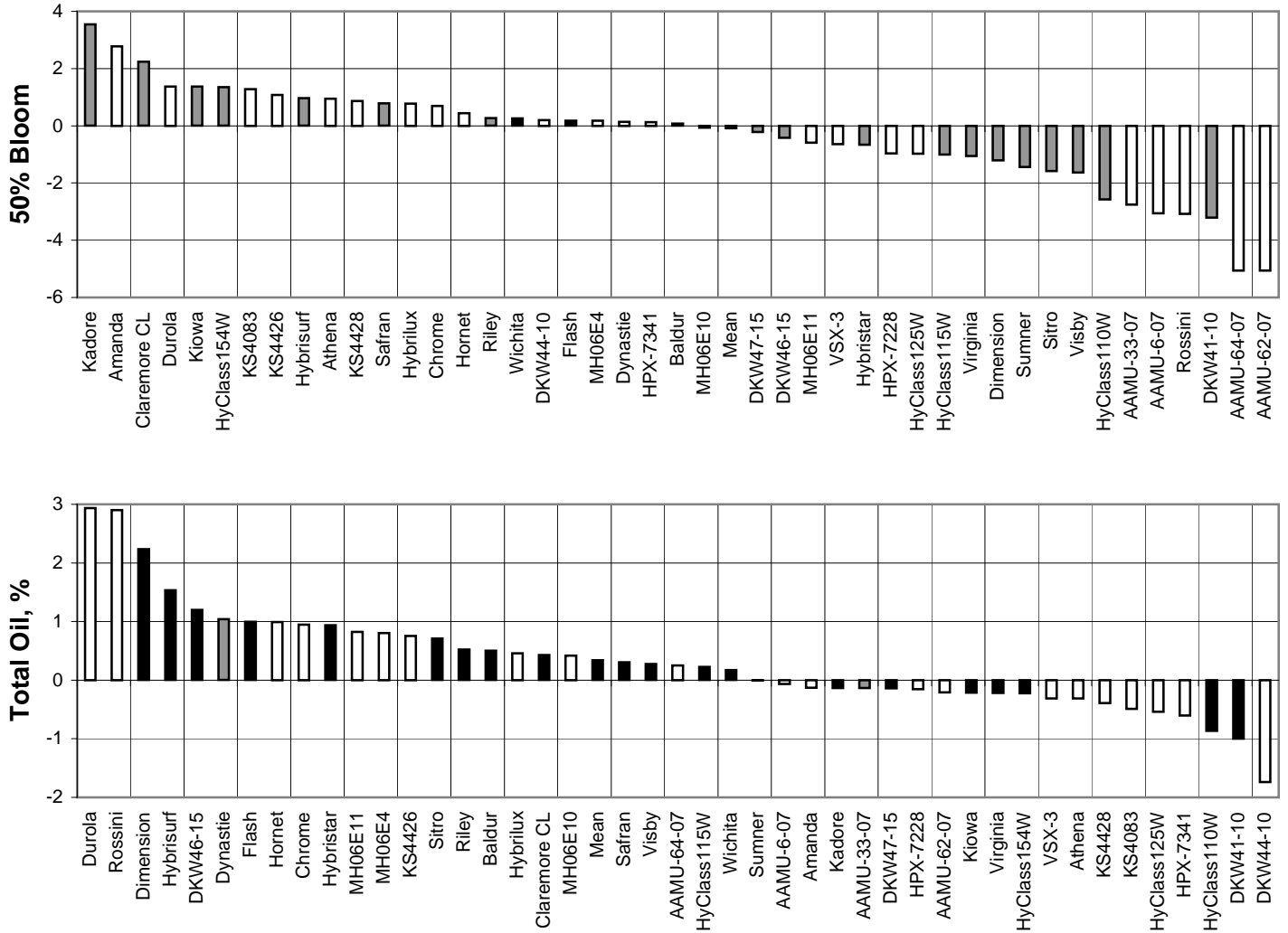


Figure 1. Southeast Winter Canola Summary, 2006-2011.



Note: Values are 6-year moving averages of the differences between each cultivar and the mean of Baldur, Sumner, and Wichita for yield (lb/a), winter survival (%), plant height (in.), 50% bloom date (days), and total oil content (%). The number of observations for each trait is represented by the different colored bars (shown at right).




Figure 1. Southeast Winter Canola Summary, 2006-2011 (continued).

Belleville, Illinois

Michael Schmidt and Cathy Schmidt
Southern Illinois University

Planted: 9/9/2010
Herbicides: Treflan
Insecticides: None
Irrigation: None
Previous Crop: Soybean
Soil Test: NA
Fertilizer: 25-0-0 lb N-P-K fertilizer in fall
95-0-0 lb N-P-K fertilizer in spring
Soil Type: Winfield silt loam
Elevation: 415 ft Latitude: 37° 47'N
Comments: The field averaged about 20% pod shatter. This location had an extremely wet growing season.

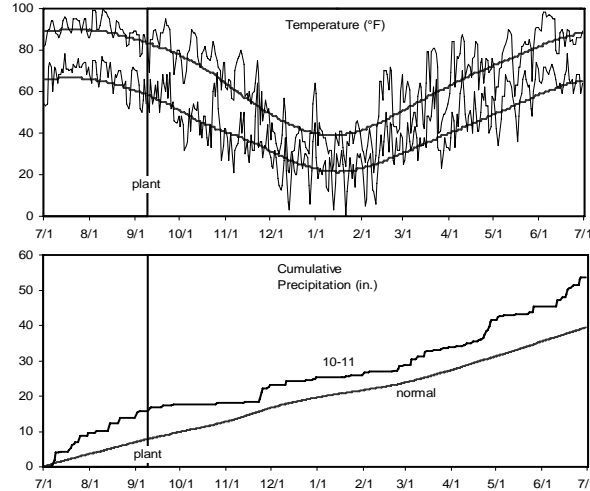


Table 7. Results for the 2011 National Winter Canola Variety Trial at Belleville, IL

Name	Yield (lb/a)			Yield (% of test avg.)				Plant			Test	
	2011	2010	2-Yr.	2011	2011	2010	2-Yr.	Height (in.)	Shatter (%)	Moisture (%)	Weight (lb/bu)	Oil (%)
DL Seeds Inc. / Rubisco Seeds LLC												
Baldur	1695	4578	3136	89	86	100	93	39	23	9.3	50.1	41.8
Dimension	1685	3720	2702	88	96	100	98	41	38	10.0	48.0	43.6
Dynastie	2468	4361	3415	129	88	100	94	40	12	8.2	44.3	42.7
Flash	2187	4795	3491	115	92	100	96	41	11	10.0	47.0	42.6
Hornet	2609	---	---	137	100	---	---	40	12	8.6	48.6	42.2
Safran	2219	3843	3031	116	90	100	95	41	15	7.9	45.3	41.2
Sitro	2231	4894	3562	117	98	100	99	37	17	8.5	48.9	42.7
Visby	2156	4332	3244	113	97	100	98	37	23	8.5	45.9	41.5
High Plains Crop Development												
Claremore CL	1787	3355	2571	94	87	100	93	38	22	8.7	49.3	42.3
HPX-7228	1650	3178	2414	86	99	87	93	37	27	9.0	50.8	41.2
HPX-7341	2106	3810	2958	110	100	100	100	41	17	8.3	45.7	41.7
Kansas State University												
Kiowa	1476	4229	2853	77	96	100	98	41	32	8.9	47.1	40.7
KS4083	1691	---	---	89	100	---	---	41	23	9.0	47.5	41.2
KS4426	2072	3939	3005	109	100	100	100	39	22	9.1	49.3	42.0
KS4428	1916	---	---	100	98	---	---	39	18	8.9	49.3	41.0
MOMONT												
Chrome	2332	4732	3532	122	98	100	99	39	20	9.0	50.4	43.0
Hybrilux	2098	---	---	110	87	---	---	40	18	9.3	49.1	43.2
Hybristar	2167	4555	3361	113	91	100	96	42	20	8.9	50.4	42.1
Hybrisurf	1935	4076	3006	101	95	100	98	40	32	8.7	48.0	42.7
Kadore	1775	4748	3261	93	98	100	99	35	30	9.4	48.3	41.7
MH06E10	1837	4453	3145	96	98	87	93	39	23	9.1	49.8	41.3
MH06E11	1901	4824	3362	100	99	100	100	41	23	8.4	48.6	41.4
MH06E4	2181	4674	3427	114	97	93	95	41	23	8.5	49.6	42.4
University of Idaho												
Amanda	1401	---	---	73	100	---	---	38	38	9.7	48.8	42.1
Athena	1382	---	---	72	100	---	---	37	32	8.8	46.7	41.3
Durola	1349	---	---	71	97	---	---	41	37	10.2	49.1	43.7
Virginia State University												
Virginia	1485	4267	2876	78	68	100	84	36	20	8.6	48.6	41.8
VSX-3	1685	---	---	88	92	---	---	35	18	8.5	46.8	41.4
Mean	1910	4093	---	---	95	99	---	39	23	8.9	48.4	42.0
CV	19	17	---	---	10	6	---	6	31	5.9	5.5	1.3
LSD (0.05)	580	1106	---	---	NS	NS	---	4	12	0.6	3.3	1.1

Bold: Superior LSD group. Unless two entries differ by more than the LSD, little confidence can be placed in one being superior to the other.

Carbondale, Illinois

Michael Schmidt and Cathy Schmidt
Southern Illinois University

Planted: 9/10/2010
Herbicides: None
Insecticides: None
Irrigation: None
Previous Crop: Corn silage
Soil Test: NA
Fertilizer: 30-0-0 lb N-P-K fertilizer in fall
100-0-0 lb N-P-K fertilizer in spring
Soil Type: Stoy silt loam
Elevation: 400 ft Latitude: 38° 30'N
Comments: The field averaged about 15% pod shatter.

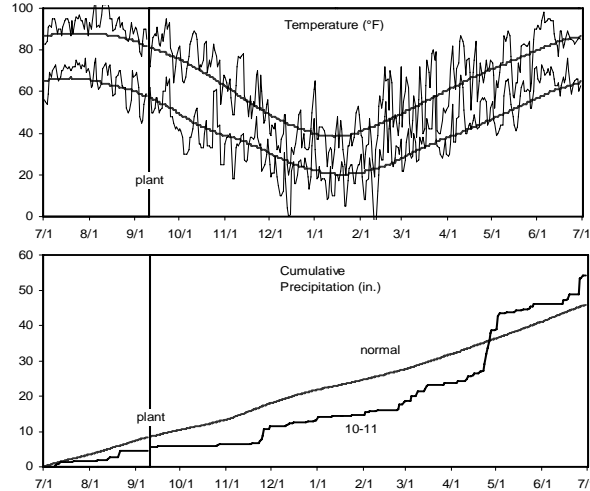


Table 8. Results for the 2011 National Winter Canola Variety Trial at Carbondale, IL

Name	Yield (lb/a)			Yield (% of test avg.)			Plant			Test		
	2011	2010	2-Yr.	2011	2011	2010	2-Yr.	Height (in.)	Shatter (%)	Moisture (%)	Weight (lb/bu)	Oil (%)
DL Seeds Inc. / Rubisco Seeds LLC												
Baldur	2508	1637	2072	100	---	---	---	48	13	8.9	49.9	40.3
Dimension	2220	2056	2138	88	---	---	---	49	18	10.9	48.4	41.8
Dynastie	2890	2744	2817	115	---	---	---	45	10	9.0	48.8	40.5
Flash	2855	2587	2721	113	---	---	---	47	10	9.2	48.6	40.7
Hornet	3187	---	---	127	---	---	---	46	10	9.3	47.9	40.2
Safran	3234	4002	3618	129	---	---	---	47	12	9.2	48.2	39.9
Sitro	3327	2600	2963	132	---	---	---	44	12	9.3	48.3	39.5
Visby	2355	2520	2438	94	---	---	---	47	17	9.2	46.8	39.5
High Plains Crop Development												
Claremore CL	2615	2361	2488	104	---	---	---	47	10	9.0	48.9	40.1
HPX-7228	2046	1834	1940	81	---	---	---	42	23	10.1	48.2	39.9
HPX-7341	1783	2058	1920	71	---	---	---	47	13	10.4	49.3	38.9
Kansas State University												
Kiowa	2314	1816	2065	92	---	---	---	47	13	8.8	49.1	39.2
KS4083	2075	---	---	82	---	---	---	41	15	9.8	48.0	39.0
KS4426	2166	2824	2495	86	---	---	---	45	12	10.1	48.2	39.6
KS4428	2385	---	---	95	---	---	---	47	13	11.4	47.8	38.9
MOMONT												
Chrome	3041	3216	3129	121	---	---	---	45	13	8.1	47.7	41.7
Hybrilux	2615	---	---	104	---	---	---	47	12	8.5	48.2	40.5
Hybristar	2304	1814	2059	92	---	---	---	46	20	10.0	46.8	40.0
Hybrisurf	2782	1646	2214	111	---	---	---	49	15	10.2	48.1	41.3
Kadore	2600	2538	2569	103	---	---	---	44	12	9.5	49.5	39.5
MH06E10	2204	2509	2357	88	---	---	---	47	15	10.3	48.3	39.6
MH06E11	2403	2414	2408	95	---	---	---	47	17	9.1	48.8	39.7
MH06E4	2420	2824	2622	96	---	---	---	46	12	9.1	48.6	40.5
University of Idaho												
Amanda	2504	---	---	99	---	---	---	44	12	9.7	49.9	39.9
Athena	1742	---	---	69	---	---	---	44	17	10.4	46.3	39.0
Durola	1937	---	---	77	---	---	---	44	15	11.4	46.7	41.7
Virginia State University												
Virginia	2726	2365	2546	108	---	---	---	44	18	8.6	47.5	39.6
VSX-3	1943	---	---	77	---	---	---	44	17	9.3	48.1	38.3
Mean	2471	2344	---	---	---	---	---	46	14	9.6	48.3	39.9
CV	14	18	---	---	---	---	---	5	22	10.8	1.9	1.8
LSD (0.05)	575	675	---	---	---	---	---	3	5	1.7	1.5	1.5

Bold: Superior LSD group. Unless two entries differ by more than the LSD, little confidence can be placed in one being superior to the other.

Throckmorton, Indiana

Shaun Casteel
Purdue University

Planted: 9/15/2010 at 5 lb/a
Harvested: 7/1/2011
Herbicides: None
Insecticides: None
Irrigation: None
Previous Crop: Wheat
Soil Test: NA
Fertilizer: 60-0-0 lb N-P-K fertilizer in fall
120-0-0 lb N-P-K fertilizer in spring
Soil Type: Chalmers silty clay loam
Elevation: 732 ft Latitude: 40° 17'N
Comments: Severe weather affected final yields.
The location averaged 7% shatter loss
and 30% lodging.

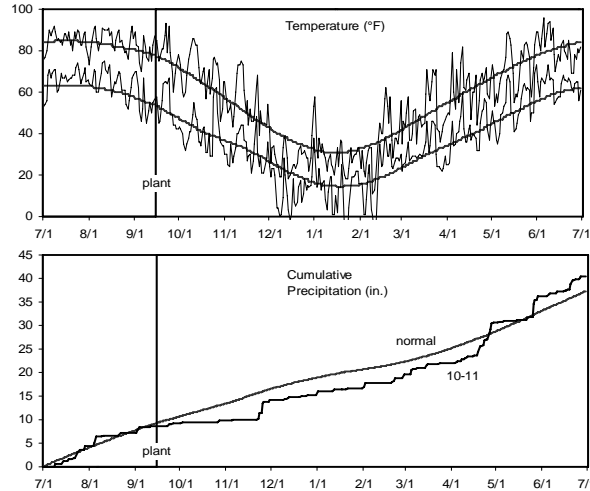


Table 9. Results for the 2011 National Winter Canola Variety Trial at Throckmorton, IN

Name	Yield (lb/a)			Yield (% of test avg.)			Final		Plant			Oil (%)
	2011	2010	2-Yr.	2011	2011	2010	2-Yr.	Bloom (DOY)	Maturity (DOY)	Height (in.)	Moisture (%)	
Croplan Genetics												
HyClass110W	1450	---	---	81	94	---	---	135	166	54	5.4	40.9
HyClass115W	1555	---	---	87	93	---	---	135	164	58	5.7	40.8
HyClass125W	1590	---	---	89	95	---	---	137	164	57	6.0	40.8
HyClass154W	1680	1625	1652	94	100	---	---	141	172	61	5.3	40.9
DL Seeds Inc. / Rubisco Seeds LLC												
Baldur	1335	1732	1534	75	100	---	---	139	168	59	6.3	41.6
Dimension	2285	1604	1945	128	100	---	---	135	172	64	5.7	43.6
Dynastie	2510	2107	2309	141	90	---	---	139	173	60	6.2	40.6
Flash	2805	1839	2322	158	100	---	---	140	172	62	6.0	41.6
Hornet	2150	---	---	121	95	---	---	141	173	65	6.2	41.7
Safran	2670	2102	2386	150	89	---	---	142	172	60	5.7	39.5
Sitro	1985	1752	1868	112	94	---	---	136	169	59	4.9	42.2
Visby	1720	---	---	97	100	---	---	133	170	62	6.7	41.7
Kansas State University												
Kiowa	2135	1283	1709	120	83	---	---	142	170	61	7.5	39.7
KS4083	1840	---	---	103	100	---	---	141	170	61	5.8	40.7
KS4426	1750	2006	1878	98	94	---	---	142	172	60	6.0	40.4
KS4428	1810	---	---	102	94	---	---	141	169	61	7.9	40.9
Riley	1560	1371	1466	88	100	---	---	140	168	60	5.5	41.1
Sumner	2285	1434	1859	128	89	---	---	136	163	61	5.6	40.3
Wichita	2185	1920	2052	123	100	---	---	139	165	57	6.6	41.2
MOMONT												
Chrome	1505	2159	1832	85	79	---	---	135	169	54	5.6	41.1
Hybrilux	1825	---	---	103	94	---	---	138	171	59	5.3	42.3
Hybristar	2135	---	---	120	94	---	---	134	171	58	5.3	41.9
Hybrisurf	1495	---	---	84	95	---	---	135	169	57	6.1	43.3
Kadore	2780	1800	2290	156	89	---	---	136	171	57	6.9	39.6
MH06E10	2090	1497	1793	117	90	---	---	139	171	56	5.1	41.3
MH06E11	2295	1672	1983	129	89	---	---	141	170	63	4.9	42.1
MH06E4	2330	2109	2219	131	89	---	---	139	173	61	6.5	42.4
Monsanto / DEKALB												
DKW41-10	605	1442	1024	34	94	---	---	133	162	50	5.7	38.6
DKW44-10	545	---	---	31	82	---	---	135	163	56	6.4	37.7
DKW46-15	735	1557	1146	41	100	---	---	139	163	55	5.7	42.0
DKW47-15	1930	1490	1710	108	89	---	---	138	167	55	5.3	41.0
University of Idaho												
Amanda	680	---	---	38	94	---	---	141	171	59	5.4	40.9
Athena	1350	---	---	76	82	---	---	139	169	54	5.5	40.9
Durola	1645	---	---	92	77	---	---	139	171	57	5.0	44.8

Table 9. Results for the 2011 National Winter Canola Variety Trial at Throckmorton, IN

Name	Yield (lb/a)			Yield (% of test avg.)				Final Bloom		Plant		Oil (%)
	2011	2010	2-Yr.	2011	2011	2010	2-Yr.	(DOY)	(DOY)	Height (in.)	Moisture (%)	
Virginia State University												
Virginia	1305	---	---	73	100	---	---	135	164	56	6.0	40.7
VSX-3	1485	---	---	83	88	---	---	134	164	54	5.0	40.4
Mean	1780	1678	---	---	93	---	---	138	169	58	5.9	41.1
CV	20	18	---	---	11	---	---	1	1	5	16.4	1.0
LSD (0.05)	590	530	---	---	NS	---	---	2	4	5	NS	0.8

Bold: Superior LSD group. Unless two entries differ by more than the LSD, little confidence can be placed in one being superior to the other.

Vincennes, Indiana

Chuck Mansfield and Shaun Casteel
Vincennes University and Purdue University

Planted: 9/21/2010 at 5 lb/a
Harvested: 6/22/2011
Herbicides: None
Insecticides: None
Irrigation: None
Previous Crop: Watermelons
Soil Test: NA
Fertilizer: 120-0-0 lb N-P-K fertilizer in spring
Soil Type: Lomax clay loam
Elevation: 473 ft Latitude: 38° 44'N
Comments: Sclerotinia rated on 6/2/2011. A wet spring negatively affected yields.

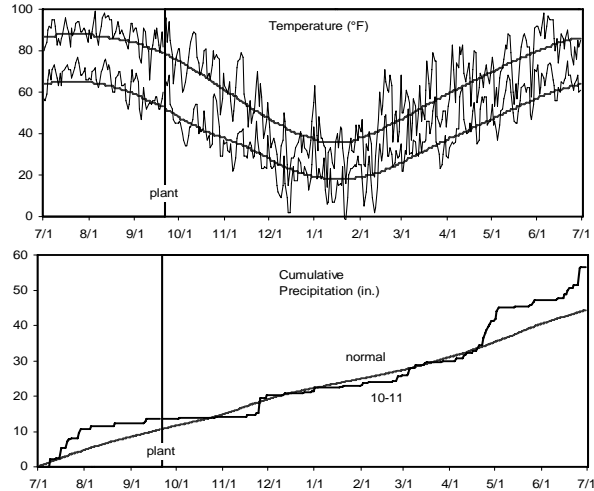


Table 10. Results for the 2011 National Winter Canola Variety Trial at Vincennes, IN

Name	Yield (lb/a) ¹			Yield (% of test avg.)	Fall Vigor (1-5)	50% Bloom (DOY)	Plant Maturity (DOY)	Plant Height (in.)	Sclerotinia ² (%)	Moisture (%)	Oil (%)	
	2011	2010	2-Yr.									
Alabama A&M University												
AAMU-33-07	785	1452	1118	62	5	101	159	51	45.0	8.7	38.2	
AAMU-6-07	660	---	---	52	4	101	159	61	22.5	---	37.7	
AAMU-62-07	595	---	---	47	4	101	159	53	50.0	6.6	38.0	
AAMU-64-07	790	---	---	62	4	102	160	49	45.0	---	37.8	
Croplan Genetics												
HyClass110W	1305	1548	1427	103	5	101	159	56	17.5	11.1	35.8	
HyClass115W	735	1400	1067	58	4	102	160	56	11.0	8.3	37.7	
HyClass125W	1095	---	---	86	4	102	160	61	9.0	9.6	36.7	
HyClass154W	1245	2168	1707	98	5	103	165	63	5.0	9.6	37.2	
DL Seeds Inc. / Rubisco Seeds LLC												
Baldur	1410	1542	1476	111	5	101	162	63	10.0	8.2	37.7	
Dimension	1040	2097	1568	82	5	101	159	61	8.0	8.7	39.9	
Dynastie	1245	2211	1728	98	5	103	165	56	6.5	10.0	38.3	
Flash	1220	2558	1889	96	5	104	161	60	3.5	10.0	38.2	
Hornet	1210	---	---	95	5	103	165	63	7.5	8.4	38.6	
Safran	1795	2479	2137	142	5	104	165	58	1.5	9.3	37.8	
Sitro	1295	2729	2012	102	4	101	160	62	9.0	8.3	38.7	
Visby	1915	1958	1937	151	4	101	161	58	3.5	8.3	39.0	
High Plains Crop Development												
Claremore CL	1460	2057	1758	115	4	107	166	37	1.5	8.3	37.9	
HPX-7228	1255	1670	1463	99	4	102	160	56	22.5	7.5	37.2	
HPX-7341	1325	1886	1606	105	4	103	163	58	10.0	9.5	37.5	
Kansas State University												
Kiowa	1700	1936	1818	134	4	104	160	57	9.0	9.2	37.4	
KS4083	1340	---	---	106	4	101	160	58	6.5	9.3	37.8	
KS4426	1445	2028	1737	114	5	104	163	59	6.5	9.4	37.7	
KS4428	835	---	---	66	4	102	160	60	9.0	9.6	37.8	
Riley	1505	1772	1639	119	4	104	167	56	7.5	10.8	38.8	
Sumner	1015	1764	1390	80	4	102	160	60	8.5	8.0	38.5	
Wichita	1280	1863	1572	101	4	104	166	60	5.0	8.6	37.9	
MOMONT												
Chrome	1665	2258	1962	131	5	104	164	58	7.5	7.4	39.0	
Hybrilux	1315	---	---	104	5	103	162	62	11.0	7.7	38.4	
Hybristar	1490	2405	1947	118	5	102	162	58	12.5	8.7	38.9	
Hybrisurf	1635	1683	1659	129	5	103	162	57	3.5	11.3	39.8	
Kadore	1415	1912	1664	112	4	103	164	55	1.0	9.8	37.1	
MH06E10	655	1946	1301	52	5	104	164	62	5.0	5.8	38.0	
MH06E11	1105	1954	1529	87	5	103	160	61	6.5	8.7	39.2	
MH06E4	1625	2464	2044	128	5	103	164	61	4.5	10.2	38.3	

Table 10. Results for the 2011 National Winter Canola Variety Trial at Vincennes, IN

Name	Yield (lb/a) ¹			Yield (% of test avg.)	Fall Vigor	50% Bloom	Maturity	Plant Height	Sclerotinia ²	Moisture	Oil
	2011	2010	2-Yr.								
Monsanto / DEKALB											
DKW41-10	1190	1336	1263	94	4	101	159	55	45.0	4.8	37.1
DKW44-10	1200	---	---	95	4	104	165	63	3.5	7.6	35.0
DKW46-15	945	986	965	75	4	104	159	61	5.0	8.5	38.7
DKW47-15	925	1405	1165	73	4	104	162	55	11.0	10.0	37.5
Technology Crops International											
Rossini	1680	---	---	133	5	101	160	56	11.0	7.3	40.5
University of Idaho											
Amanda	1735	---	---	137	4	107	165	61	6.5	7.9	38.1
Athena	1550	---	---	122	4	104	162	56	5.0	8.0	38.3
Durola	1410	---	---	111	4	104	165	60	6.5	8.7	40.1
Virginia State University											
Virginia	1440	1974	1707	114	5	103	162	59	3.5	10.4	37.0
VSX-3	1290	---	---	102	5	102	161	57	2.0	9.7	37.4
Mean	1270	1912	---	---	4	103	162	58	11.2	8.8	38.0
CV	28	16	---	---	11	1	1	6	26.2	15.3	1.5
LSD (0.05)	620	490	---	---	1	2	2	6	5.9	2.6	1.2

Bold: Superior LSD group. Unless two entries differ by more than the LSD, little confidence can be placed in one being superior to the other.

¹Use yield data with caution. A CV above 20 indicates higher experimental error. Make variety selection decisions based on more than one year's data.

²Sclerotinia is rated as percentage of plants infected.

East Lansing, Michigan

Russ Freed
Michigan State University

Planted: 9/20/2010
Harvested: 7/13/2011
Herbicides: 1 qt/a Treflan
Soil Test: NA
Fertilizer: 76-76-76 lb N-P-K fertilizer in fall
Soil Type: Capac loam
Elevation: 860 ft Latitude: 42° 42'N
Comments: The location averaged 40% yield loss from bird feeding across the plot.

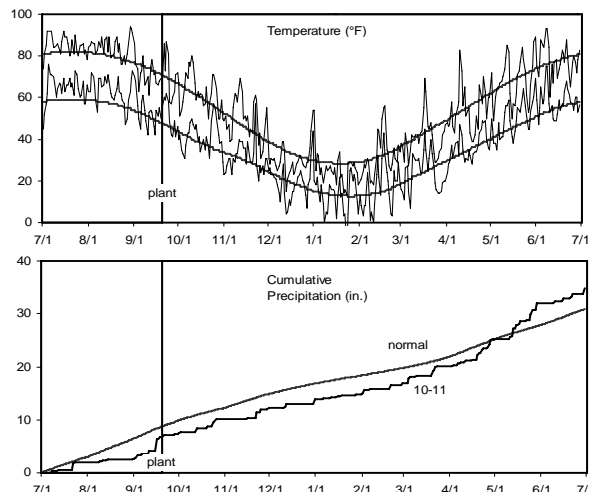


Table 11. Results for the 2011 National Winter Canola Variety Trial at East Lansing, MI

Name	Yield (lb/a) ¹			Yield (% of test avg.)				50% Bloom (DOY)	Plant Height (in.)	Moisture (%)	Test Weight (lb/bu)	Oil (%)
	2011	2010	2-Yr.	2011	2011	2010	2-Yr.					
Alabama A&M University												
AAMU-33-07	1989	1984	1987	116	95	93	94	135	---	---	---	39.4
AAMU-6-07	1733	---	---	101	90	---	---	134	---	---	---	41.5
AAMU-62-07	1936	---	---	113	95	---	---	134	---	---	---	39.3
AAMU-64-07	1638	---	---	96	95	---	---	134	---	---	---	39.7
DL Seeds Inc. / Rubisco Seeds LLC												
Baldur	1199	1819	1509	70	95	93	94	133	---	---	---	39.4
Dimension	1481	2185	1833	87	95	95	95	134	---	---	---	39.7
Dynastie	2400	2725	2562	140	95	95	95	135	---	---	---	39.9
Flash	1681	2201	1941	98	95	92	93	133	---	---	---	41.0
Hornet	1390	---	---	81	95	---	---	134	---	---	---	41.0
Safran	1641	2381	2011	96	90	92	91	134	---	---	---	39.8
Sitro	1706	2437	2071	100	95	93	94	134	---	---	---	41.1
Visby	1592	2344	1968	93	95	90	93	135	---	---	---	39.7
High Plains Crop Development												
Claremore CL	1646	1760	1703	96	95	95	95	135	---	---	---	40.8
HPX-7228	1593	1888	1741	93	90	95	93	134	---	---	---	39.6
HPX-7341	1661	2218	1939	97	90	93	92	136	---	---	---	38.9
Kansas State University												
Kiowa	1242	1932	1587	73	95	95	95	134	---	---	---	40.1
KS4083	1663	---	---	97	95	---	---	135	---	---	---	39.7
KS4426	1195	2214	1704	70	95	90	93	136	---	---	---	38.8
KS4428	1993	---	---	116	95	---	---	135	---	---	---	41.4
Riley	1902	1995	1949	111	90	92	91	135	---	---	---	43.1
Sumner	1620	1800	1710	95	95	95	95	134	---	---	---	38.5
Wichita	1584	2100	1842	93	95	95	95	136	---	---	---	38.8
MOMONT												
Chrome	1801	2248	2025	105	90	93	92	136	---	---	---	39.5
Hybrilux	1723	---	---	101	90	---	---	136	---	---	---	41.1
Hybristar	1735	2156	1945	101	90	92	91	135	---	---	---	40.1
Hybrisurf	2187	2723	2455	128	95	95	95	134	---	---	---	41.5
Kadore	1584	2306	1945	93	90	95	93	135	---	---	---	39.5
MH06E10	2045	2163	2104	120	95	93	94	135	---	---	---	42.5
MH06E11	1626	2014	1820	95	95	93	94	134	---	---	---	39.4
MH06E4	1638	2003	1820	96	95	92	93	134	---	---	---	39.5
Technology Crops International												
Rossini	1985	---	---	116	90	---	---	133	---	---	---	42.3
University of Idaho												
Amanda	2250	---	---	131	95	---	---	136	---	---	---	40.1
Athena	1608	---	---	94	95	---	---	135	---	---	---	39.9
Durola	1576	---	---	92	90	---	---	134	---	---	---	40.2

Table 11. Results for the 2011 National Winter Canola Variety Trial at East Lansing, MI

Name	Yield (lb/a) ¹			Yield (% of test avg.)				50% Plant		Test		
	2011	2010	2-Yr.	2011	2011	2010	2-Yr.	Bloom (DOY)	Height (in.)	Moisture (%)	Weight (lb/bu)	Oil (%)
Virginia State University												
Virginia	1714	2340	2027	100	90	95	93	137	---	---	---	39.7
VSX-3	1648	---	---	96	95	---	---	134	---	---	---	38.8
Mean	1711	2054	---	---	93	93	---	135	---	---	---	40.1
CV	28	16	---	---	---	2	---	10	---	---	---	2.6
LSD (0.05)	NS	525	---	---	NS	4	---	NS	---	---	---	2.2

Bold: Superior LSD group. Unless two entries differ by more than the LSD, little confidence can be placed in one being superior to the other.

¹Use yield data with caution. A CV above 20 indicates higher experimental error. Make variety selection decisions based on more than one year's data.

Custar, Ohio

Edwin Lentz
The Ohio State University

Planted: 9/7/2010 at 6 lb/a in 7-in. rows
Harvested: 6/30/2011
Herbicides: 5 oz/a Shadow
Insecticides: None
Irrigation: None
Previous Crop: Wheat
Soil Test: P=31 ppm, K=172 ppm, pH=6
Fertilizer: 27-69-90 lb N-P-K fertilizer in fall
120-0-0 lb N-P-K fertilizer in spring
Soil Type: Hoytville Clay
Elevation: 797 ft Latitude: 41° 13'N
Comments: Excessive rainfall from April to June negatively affected yields.

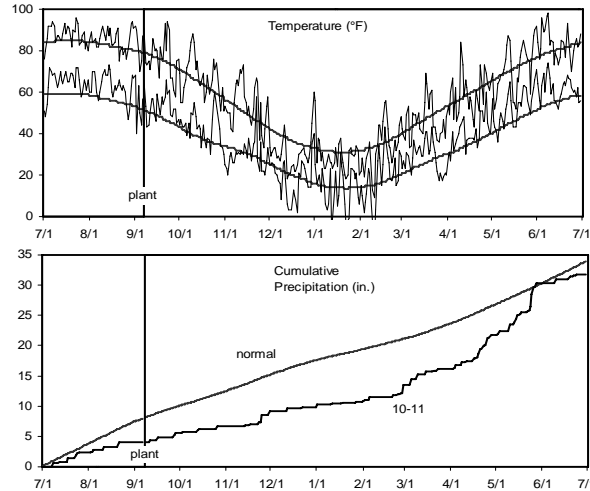


Table 12. Results for the 2011 National Winter Canola Variety Trial at Custar, OH

Name	Yield (lb/a) ¹			Yield (% of test avg.)			50% Plant Bloom		Plant Height (in.)	Moisture (%)	Test	
	2011	2010	2-Yr.	2011	2011	2010	2-Yr.	(DOY)			Weight (lb/bu)	Oil (%)
Alabama A&M University												
AAMU-33-07	1537	3452	2495	108	100	84	92	126	43	---	---	37.9
AAMU-6-07	1668	---	---	117	99	---	---	127	44	---	---	38.8
AAMU-62-07	1526	---	---	107	97	---	---	126	43	---	---	37.8
AAMU-64-07	1716	---	---	120	100	---	---	126	45	---	---	38.3
Croplan Genetics												
HyClass110W	1754	3583	2668	123	100	77	88	129	44	---	---	39.2
HyClass115W	1156	3431	2293	81	100	85	92	128	49	---	---	38.3
HyClass125W	1159	---	---	81	100	---	---	128	48	---	---	38.0
HyClass154W	1698	3644	2671	119	100	76	88	128	50	---	---	38.6
DL Seeds Inc. / Rubisco Seeds LLC												
Baldur	1415	2875	2145	99	100	80	90	127	47	---	---	38.8
Dimension	1598	3734	2666	112	100	78	89	128	48	---	---	38.1
Dynastie	1569	4015	2792	110	100	84	92	128	47	---	---	38.0
Flash	1740	3807	2773	122	100	80	90	128	48	---	---	38.5
Hornet	1203	---	---	84	100	---	---	128	51	---	---	36.6
Safran	1486	---	---	104	100	0	50	128	50	---	---	38.5
Sitro	1493	4213	2853	105	100	81	91	127	49	---	---	36.7
Visby	1282	3572	2427	90	87	79	83	127	46	---	---	39.4
High Plains Crop Development												
Claremore CL	1203	2548	1875	84	98	80	89	131	48	---	---	39.5
HPX-7228	1085	3320	2202	76	100	87	94	128	46	---	---	37.2
HPX-7341	1251	3382	2316	88	100	80	90	128	50	---	---	38.8
Kansas State University												
Kiowa	1179	3407	2293	83	100	76	88	129	49	---	---	37.2
KS4083	1290	---	---	90	98	---	---	129	48	---	---	36.8
KS4426	1193	3712	2452	84	100	79	90	129	47	---	---	38.8
KS4428	1344	---	---	94	100	---	---	128	48	---	---	38.1
Riley	1346	3539	2442	94	100	78	89	128	48	---	---	36.7
Sumner	2094	3154	2624	147	100	84	92	128	51	---	---	40.1
Wichita	1270	3667	2469	89	100	84	92	128	48	---	---	37.6
MOMONT												
Chrome	819	4267	2543	57	100	79	89	128	47	---	---	38.5
Hybrilux	1118	---	---	78	100	---	---	128	49	---	---	39.6
Hybristar	1217	3413	2315	85	100	78	89	128	49	---	---	38.7
Hybrisurf	1504	3830	2667	105	100	81	91	128	46	---	---	38.4
Kadore	1517	3805	2661	106	100	81	90	129	47	---	---	37.3
MH06E10	1662	3601	2631	117	90	82	86	128	49	---	---	38.1
MH06E11	1554	4142	2848	109	100	81	90	128	50	---	---	36.8
MH06E4	1869	4222	3046	131	95	84	90	128	48	---	---	39.9

Table 12. Results for the 2011 National Winter Canola Variety Trial at Custer, OH

Name	Yield (lb/a) ¹			Yield (% of test avg.)				50% Bloom (DOY)	Plant Height (in.)	Moisture (%)	Test Weight (lb/bu)	Oil (%)
	2011	2010	2-Yr.	2011	Winter Survival (%)		2-Yr.					
Monsanto / DEKALB												
DKW41-10	1139	2833	1986	80	100	79	90	127	42	---	---	38.1
DKW44-10	1549	---	---	109	100	---	---	130	44	---	---	38.4
DKW46-15	1418	2215	1817	99	100	80	90	128	45	---	---	38.0
DKW47-15	1295	3025	2160	91	100	79	90	128	46	---	---	37.8
Technology Crops International												
Rossini	1384	---	---	97	100	---	---	127	47	---	---	36.1
University of Idaho												
Amanda	1012	---	---	71	92	---	---	130	47	---	---	38.6
Athena	1544	---	---	108	100	---	---	128	50	---	---	38.0
Durola	1819	---	---	128	93	---	---	128	46	---	---	37.4
Virginia State University												
Virginia	1687	3489	2588	118	100	85	92	127	45	---	---	38.5
VSX-3	1379	---	---	97	88	---	---	127	46	---	---	38.3
Mean	1426	3453	---	---	99	81	---	128	47	---	---	38.1
CV	26	18	---	---	6	4	---	1	6	---	---	4.1
LSD (0.05)	NS	1013	---	---	NS	6	---	1	5	---	---	NS

Bold: Superior LSD group. Unless two entries differ by more than the LSD, little confidence can be placed in one being superior to the other.

¹Use yield data with caution. A CV above 20 indicates higher experimental error. Make variety selection decisions based on more than one year's data.

Spring Hill, Tennessee

Dennis West
University of Tennessee

Planted: 9/30/2010 at 8 lb/a in 7-in. rows
 Harvested: 6/9/2011
 Herbicides: None
 Insecticides: None
 Irrigation: None
 Previous Crop: Corn
 Soil Test: P=High, K=Very High, and pH=5.5
 Fertilizer: 30-30-30 lb N-P-K fertilizer in fall
 120-0-0-20-3 lb N-P-K-S-B fertilizer in spring
 Soil Type: Silt loam
 Elevation: 751 ft Latitude: 35° 42'N
 Comments: Some stand variability due to poor establishment.

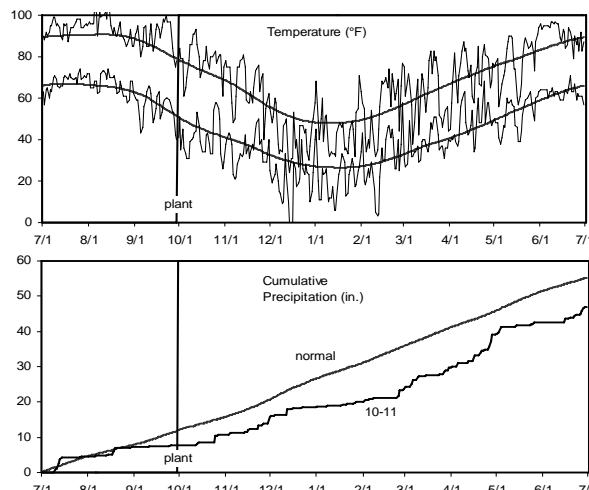


Table 13. Results for the 2011 National Winter Canola Variety Trial at Spring Hill, TN

Name	Yield (lb/a) ¹			Yield (% of test avg.)			Winter Survival (%)		Fall Stand	Plant Height	Shattering	Test Weight	Oil
	2011	2010	2-Yr.	2011	2011	2010	2-Yr.	(%)	(in.)	(%)	(lb/bu)	(%)	
Alabama A&M University													
AAMU-33-07	1668	---	---	107	---	---	---	88	45	25.0	49.8	40.9	
AAMU-6-07	1203	---	---	77	---	---	---	88	47	15.0	50.2	40.2	
AAMU-62-07	1251	---	---	80	---	---	---	92	43	28.0	50.4	39.5	
AAMU-64-07	1240	---	---	79	---	---	---	83	44	25.0	50.0	39.6	
Croplan Genetics													
HyClass110W	1299	---	---	83	---	---	---	85	45	23.0	50.9	39.9	
HyClass115W	861	---	---	55	---	---	---	95	45	37.0	51.2	39.6	
HyClass125W	1113	---	---	71	---	---	---	92	46	45.0	50.9	39.1	
HyClass154W	1569	---	---	100	---	---	---	90	47	5.0	51.2	38.9	
DL Seeds Inc. / Rubisco Seeds LLC													
Baldur	1319	---	---	84	---	---	---	91	46	37.0	51.9	39.9	
Dimension	1462	---	---	94	---	---	---	85	49	10.0	50.1	43.3	
Dynastie	2185	---	---	140	---	---	---	92	48	0.0	51.2	40.6	
Flash	1895	---	---	121	---	---	---	87	50	0.0	51.2	40.4	
Hornet	1717	---	---	110	---	---	---	87	50	2.0	51.2	40.4	
Safran	1639	---	---	105	---	---	---	70	49	2.0	51.5	39.7	
Sitro	1908	---	---	122	---	---	---	88	49	3.0	51.3	39.7	
Visby	1450	---	---	93	---	---	---	87	47	17.0	51.9	40.1	
High Plains Crop Development													
Claremore CL	2022	---	---	129	---	---	---	85	53	7.0	50.3	40.2	
HPX-7228	1873	---	---	120	---	---	---	95	46	20.0	51.8	39.5	
HPX-7341	1337	---	---	86	---	---	---	75	50	20.0	51.4	39.6	
Kansas State University													
Kiowa	1954	---	---	125	---	---	---	82	52	9.0	50.6	40.3	
KS4083	1710	---	---	109	---	---	---	85	50	20.0	50.6	40.7	
KS4426	1953	---	---	125	---	---	---	87	47	20.0	51.1	40.6	
KS4428	1804	---	---	115	---	---	---	88	49	5.0	50.9	40.0	
Riley	1346	---	---	86	---	---	---	73	47	15.0	50.9	40.4	
Sumner	1527	---	---	98	---	---	---	70	48	18.0	50.4	40.0	
Wichita	1857	---	---	119	---	---	---	90	49	15.0	51.1	40.2	
MOMONT													
Chrome	1963	---	---	126	---	---	---	83	50	17.0	50.8	42.3	
Hybrilux	1897	---	---	121	---	---	---	75	51	5.0	49.5	41.9	
Hybristar	1552	---	---	99	---	---	---	90	47	10.0	52.1	39.6	
Hybrisurf	1585	---	---	101	---	---	---	90	51	9.0	49.8	42.5	
Kadore	2116	---	---	135	---	---	---	85	46	0.0	50.8	40.7	
MH06E10	1716	---	---	110	---	---	---	88	51	14.0	51.0	40.2	
MH06E11	1623	---	---	104	---	---	---	83	53	18.0	49.2	40.4	
MH06E4	2047	---	---	131	---	---	---	87	52	7.0	50.6	40.9	

Table 13. Results for the 2011 National Winter Canola Variety Trial at Spring Hill, TN

Name	Yield (lb/a) ¹			Yield (% of test avg.)				Winter Survival (%)	Fall Stand (%)	Plant Height (in.)	Shattering (%)	Test Weight (lb/bu)	Oil (%)
	2011	2010	2-Yr.	2011	2011	2010	2-Yr.						
Monsanto / DEKALB													
DKW41-10	1373	---	---	88	---	---	---	90	43	47.0	52.4	39.7	
DKW44-10	1516	---	---	97	---	---	---	85	44	35.0	49.9	40.3	
DKW46-15	877	---	---	56	---	---	---	80	46	5.0	50.7	40.3	
DKW47-15	844	---	---	54	---	---	---	82	48	12.0	51.6	38.7	
Technology Crops International													
Rossini	1200	---	---	77	---	---	---	86	46	0.0	51.4	41.5	
University of Idaho													
Amanda	1085	---	---	69	---	---	---	87	49	30.0	52.2	39.5	
Athena	1121	---	---	72	---	---	---	82	47	23.0	51.7	39.6	
Durola	1458	---	---	93	---	---	---	75	49	22.0	50.6	43.1	
Virginia State University													
Virginia	1999	---	---	128	---	---	---	78	46	0.0	49.2	41.2	
VSX-3	1970	---	---	126	---	---	---	83	47	2.0	49.8	41.1	
Mean	1563	---	---	---	---	---	---	85	48	16.0	50.8	40.4	
CV	23	---	---	---	---	---	---	12	4	70.0	1.0	1.3	
LSD (0.05)	576	---	---	---	---	---	---	17	4	18.0	1.0	1.6	

Bold: Superior LSD group. Unless two entries differ by more than the LSD, little confidence can be placed in one being superior to the other. Yield means adjusted to 9% moisture.

¹Use yield data with caution. A CV above 20 indicates higher experimental error. Make variety selection decisions based on more than one year's data.

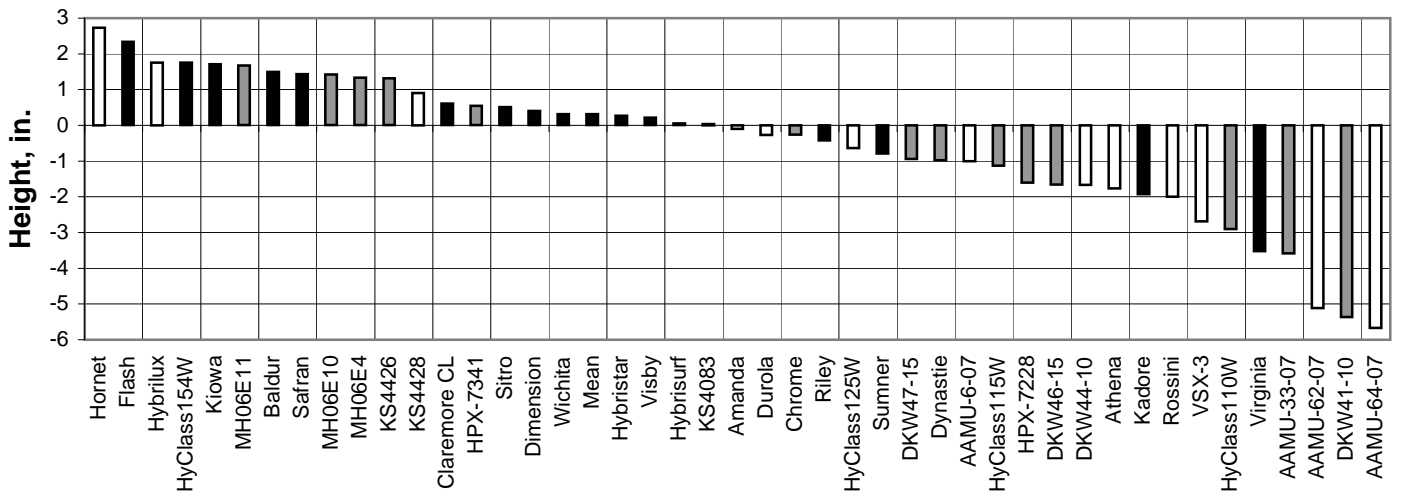
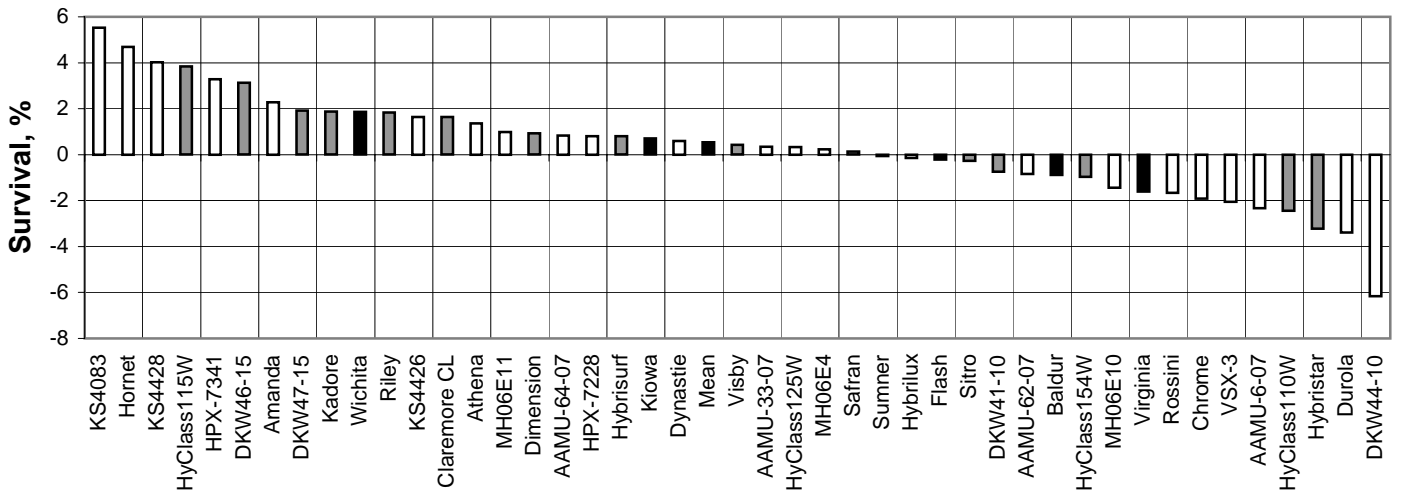
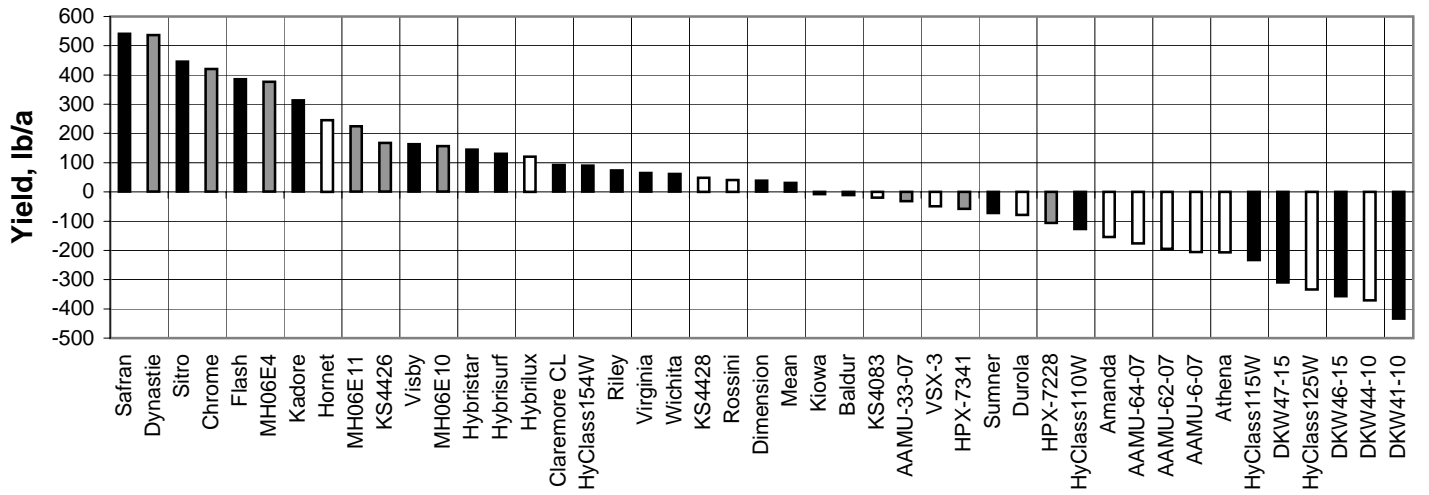
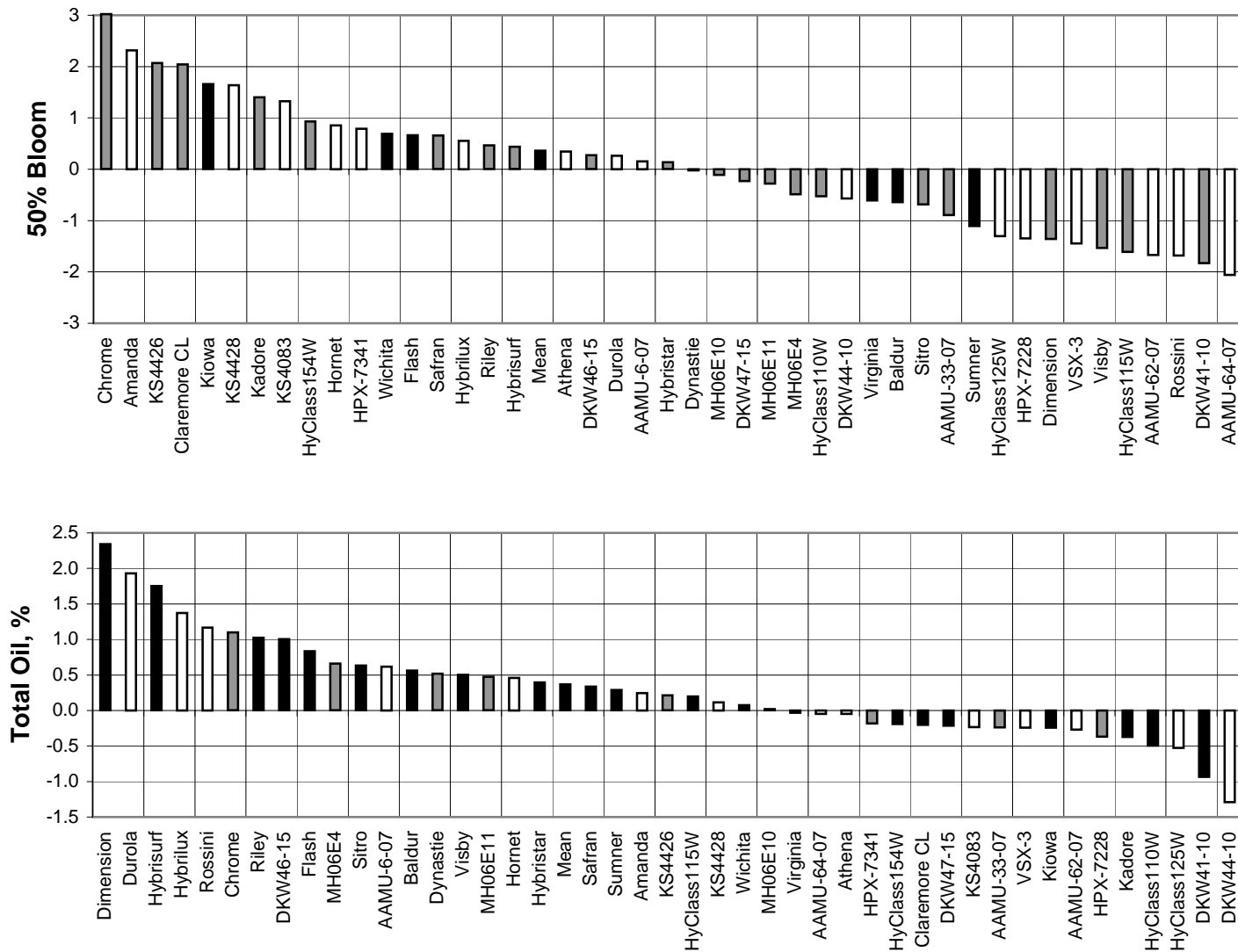


Figure 2. Midwest Winter Canola Summary, 2006-2011.



Note: Values are 6-year moving averages of the differences between each cultivar and the mean of Baldur, Sumner, and Wichita for yield (lb/a), winter survival (%), plant height (in.), 50% bloom date (days), and total oil content (%). The number of observations for each trait is represented by the different colored bars (shown at right).




Figure 2. Midwest Winter Canola Summary, 2006-2011 (continued).

Yellow Jacket, Colorado

Abdel Berrada
Colorado State University

Planted: 9/2/2010
Harvested: 7/22/2011
Herbicides: 2.3 pt/a Sonalan
Insecticides: None
Irrigation: None
Previous Crop: NA
Soil Test: NA
Fertilizer: 60-40-0 lb N-P-K fertilizer in spring
Soil Type: Wetherill loam
Elevation: 6928 ft Latitude: 37° 32'N
Comments: Soil moisture at planting was adequate but emergence was uneven. Only slight seed shattering from birds. This was the first truly dryland trial at Yellow Jacket; no supplemental irrigation was provided.

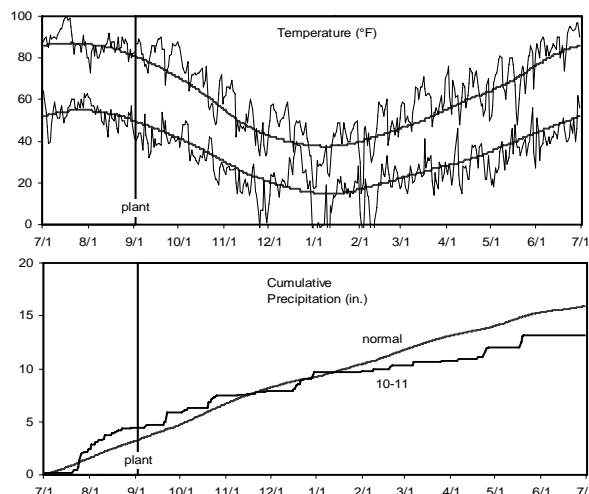


Table 14. Results for the 2011 National Winter Canola Variety Trial at Yellow Jacket, CO

Name	Yield (lb/a) ¹			Yield (% of test avg.)				Plant		Test		
	2011	2010	2-Yr.	2011	2011	2010	2-Yr.	Height (in.)	Moisture (%)	Weight (lb/bu)	Protein (%)	Oil (%)
DL Seeds Inc. / Rubisco Seeds LLC												
Baldur	2029	1746	1888	119	97	100	98	45	6.4	50.2	---	36.7
Dimension	1176	1407	1292	69	93	88	91	44	7.8	50.1	---	37.6
Dynastie	2029	1507	1768	119	90	98	94	46	6.6	49.4	---	37.9
Flash	1449	1471	1460	85	98	97	98	49	9.3	49.0	---	36.2
Hornet	1376	---	---	81	97	---	---	49	7.2	50.5	---	35.4
Safran	1684	1493	1589	99	95	90	93	45	8.0	48.4	---	34.9
Sitro	1809	1745	1777	106	93	91	92	45	6.6	48.0	---	37.1
Visby	2374	1866	2120	140	98	97	98	44	6.8	49.0	---	39.3
High Plains Crop Development												
Claremore CL	1648	1758	1703	97	98	99	99	46	6.4	49.7	---	35.5
HPX-7228	2280	1310	1795	134	98	97	98	46	7.1	50.5	---	35.1
HPX-7341	1982	1269	1626	116	100	94	97	45	6.1	49.1	---	37.4
Kansas State University												
Kiowa	1795	1003	1399	105	100	97	98	49	5.9	48.7	---	35.4
KS4083	1513	---	---	89	98	---	---	46	6.4	48.7	---	35.4
KS4426	1200	1619	1410	71	97	97	97	45	6.5	49.1	---	36.5
KS4428	1601	---	---	94	93	---	---	46	6.3	50.2	---	37.0
Riley	1769	1588	1678	104	97	97	97	46	5.8	48.7	---	36.6
Sumner	1157	1286	1221	68	92	98	95	45	6.0	49.8	---	35.3
Wichita	1998	1465	1732	117	97	100	98	45	5.8	49.2	---	35.8
MOMONT												
Chrome	1753	2021	1887	103	98	94	96	44	6.3	50.5	---	37.8
Hybrilux	1019	---	---	60	92	---	---	45	6.9	47.5	---	35.9
Hybristar	2213	1691	1952	130	98	98	98	45	6.5	49.0	---	35.1
Hybrisurf	2148	1633	1891	126	97	88	92	47	7.0	49.4	---	37.8
Kadore	1364	1839	1601	80	93	98	96	39	6.9	49.4	---	35.6
University of Idaho												
Amanda	1693	---	---	100	98	---	---	44	6.1	51.3	---	36.0
Athena	1949	---	---	115	97	---	---	44	6.1	50.2	---	37.2
Durola	1792	---	---	105	93	---	---	45	6.2	47.9	---	39.8
Virginia State University												
Virginia	1571	1017	1294	92	97	99	98	41	6.3	48.6	---	34.6
VSX-3	1275	---	---	75	97	---	---	39	6.4	49.9	---	35.0
Mean	1702	1522	---	---	96	96	---	45	6.6	49.4	---	36.2
CV	21	22	---	---	6	5	---	4	9.6	2.4	---	3.4
LSD (0.05)	595	535	---	---	NS	8	---	3	1.0	NS	---	2.5

Bold: Superior LSD group. Unless two entries differ by more than the LSD, little confidence can be placed in one being superior to the other.

¹Use yield data with caution. A CV above 20 indicates higher experimental error. Make variety selection decisions based on more than one year's data.

Garden City, Kansas

Johnathon Holman
Kansas State University

Planted: 8/31/2010
Harvested: 7/7/2011
Herbicides: 2 pt/a Roundup, 3 pt/a Prowl
Insecticides: 3.8 oz/a Warrior
Irrigation: 8 in.
Previous Crop: Wheat
Soil Test: N=12 ppm, P=57ppm
Fertilizer: 126-26-0-10 lb N-P-K-S fertilizer in fall
70-0-0 lb N-P-K fertilizer in spring
Soil Type: Ulysess-Richfield silt loam
Elevation: 2835 ft Latitude: 37° 99'N
Comments: Supplemental irrigation was applied on each of the following dates: 3/23, 4/7, 4/18, 5/3, 5/8, 5/12, 5/19, 5/31, and 6/4. Plot was sprayed on 10/12/10 for diamondback moth larvae.

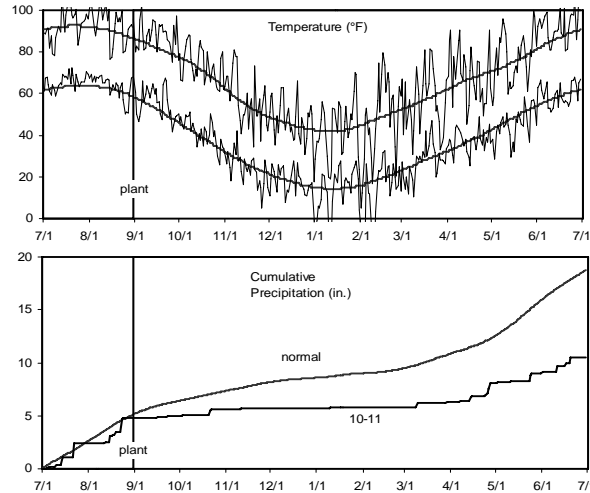


Table 15. Results for the 2011 National Winter Canola Variety Trial at Garden City, KS

Name	Yield (lb/a)			Yield (% of test avg.)				Plant		Test		
	2011	2010	2-Yr.	2011	2011	2010	2-Yr.	Height (in.)	Moisture (%)	Weight (lb/bu)	Protein (%)	Oil (%)
Alabama A&M University												
AAMU-33-07	1543	2392	1968	67	100	74	87	42	6.7	---	29.3	33.3
AAMU-6-07	1727	---	---	75	100	---	---	44	7.1	36.5	28.3	32.7
AAMU-62-07	1354	---	---	59	88	---	---	40	6.9	---	28.7	28.0
AAMU-64-07	1125	---	---	49	96	---	---	41	6.8	---	29.4	30.4
Croplan Genetics												
HyClass110W	1759	1651	1705	76	92	41	66	40	7.3	40.1	31.6	34.4
HyClass115W	2045	2591	2318	89	100	89	95	41	7.0	38.8	29.9	35.7
HyClass125W	2269	---	---	99	96	---	---	43	7.2	42.4	30.5	37.3
HyClass154W	1853	2354	2104	81	100	67	83	44	6.9	39.8	29.3	33.9
DL Seeds Inc. / Rubisco Seeds LLC												
Baldur	2702	2755	2729	117	100	82	91	44	7.0	45.0	28.6	37.7
Dimension	2442	1861	2151	106	96	44	70	43	7.2	43.8	29.8	36.6
Dynastie	2606	2620	2613	113	100	67	83	44	8.1	43.1	28.0	38.0
Flash	2198	2082	2140	96	100	52	76	46	8.7	42.8	29.5	34.6
Hornet	2411	---	---	105	100	---	---	43	7.5	43.2	29.9	35.6
Safran	2978	2739	2859	129	100	74	87	42	7.6	47.8	30.1	38.0
Sitro	2737	2203	2470	119	100	59	80	43	7.7	44.3	30.5	37.3
Visby	2680	2888	2784	117	100	82	91	42	6.9	41.2	28.8	37.1
High Plains Crop Development												
Claremore CL	1973	2409	2191	86	89	82	85	47	7.0	40.6	32.1	35.3
HPX-7228	2812	2783	2798	122	100	96	98	42	7.2	43.2	29.1	37.0
HPX-7341	2853	2627	2740	124	100	93	97	44	7.3	44.8	30.5	36.2
Kansas State University												
Kiowa	2128	2531	2330	93	96	89	93	46	7.3	37.3	29.8	34.3
KS4083	2546	---	---	111	100	---	---	45	7.2	40.5	30.4	35.2
KS4426	2337	2704	2520	102	100	96	98	44	7.1	43.7	29.1	36.7
KS4428	2919	---	---	127	97	---	---	44	7.5	44.6	29.1	36.7
Riley	2661	2981	2821	116	100	93	97	42	6.8	43.9	29.5	38.3
Sumner	2361	2897	2629	103	96	89	93	42	7.0	42.6	30.3	37.8
Wichita	2797	2805	2801	122	100	96	98	43	6.8	44.0	31.0	37.6
MOMONT												
Chrome	3016	2858	2937	131	100	75	88	45	7.2	45.4	29.3	39.1
Hybrilux	2022	---	---	88	89	---	---	44	7.3	36.0	29.1	35.8
Hybristar	2144	1389	1766	93	96	30	63	43	7.6	38.9	30.3	36.6
Hybrisurf	2864	1668	2266	125	96	30	63	41	6.3	47.5	28.6	39.5
Kadore	3301	3035	3168	144	100	90	95	39	7.5	47.2	28.8	37.7
MH06E10	2252	1362	1807	98	78	30	54	45	7.5	41.7	30.3	36.3
MH06E11	2172	1740	1956	94	88	48	68	44	7.3	37.1	28.0	35.3
MH06E4	2351	2368	2359	102	96	30	63	42	6.9	42.7	30.9	35.1

Table 15. Results for the 2011 National Winter Canola Variety Trial at Garden City, KS

Name	Yield (lb/a)			Yield (% of test avg.)				Plant		Test		
	2011	2010	2-Yr.	2011	2011	2010	2-Yr.	Height (in.)	Moisture (%)	Weight (lb/bu)	Protein (%)	Oil (%)
Monsanto / DEKALB												
DKW41-10	1861	2192	2026	81	100	82	91	35	7.4	41.8	32.2	34.4
DKW44-10	2191	---	---	95	100	---	---	37	7.4	40.8	30.7	33.9
DKW46-15	2386	2431	2408	104	96	85	91	41	6.3	44.8	29.1	38.7
DKW47-15	1696	2246	1971	74	100	78	89	43	7.0	40.5	29.0	33.3
Technology Crops International												
Rossini	1693	---	---	74	100	---	---	42	7.0	38.9	28.3	34.6
University of Idaho												
Amanda	2571	---	---	112	96	---	---	45	7.2	47.2	30.6	37.6
Athena	2320	---	---	101	96	---	---	44	7.8	41.6	29.4	36.8
Durola	2276	---	---	99	96	---	---	44	7.2	43.6	29.1	40.6
Virginia State University												
Virginia	2236	2616	2426	97	100	78	89	42	7.2	40.3	30.3	35.4
VSX-3	2365	---	---	103	100	---	---	42	7.2	40.2	30.2	36.1
Mean	2300	2348	---	---	97	71	---	43	7.2	42.4	29.7	35.9
CV	15	12	---	---	5	14	---	3	7.4	6.9	3.1	3.7
LSD (0.05)	557	445	---	---	8	16	---	2	0.9	4.8	1.9	2.7

Bold: Superior LSD group. Unless two entries differ by more than the LSD, little confidence can be placed in one being superior to the other.

Manhattan, Kansas

Michael Stamm and Scott Dooley
Kansas State University

Planted: 9/13/2010 at 5 lb/a in 9-in. rows
Swathed: 6/14/2011
Harvested: 6/22/2011
Herbicides: Assure II
Insecticides: Warrior
Irrigation: None
Previous Crop: Soybean
Soil Test: P=57 ppm, K=168 ppm
Fertilizer: 75-0-0-20 lb N-P-K-S fertilizer in fall
50-0-0 lb N-P-K fertilizer in spring
Soil Type: Belvue silt loam
Elevation: 1034 ft Latitude: 39° 8'N
Comments: Average temperatures and timely rains resulted in excellent grain yields.

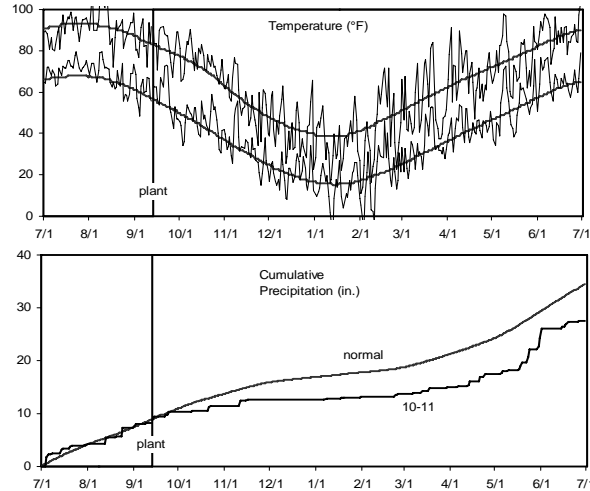


Table 16. Results for the 2011 National Winter Canola Variety Trial at Manhattan, KS

Name	Yield (lb/a)			Yield (% of test avg.)				Plant		Test		
	2011	2010	2-Yr.	2011	2011	2010	2-Yr.	Height (in.)	Moisture (%)	Weight (lb/bu)	Protein (%)	Oil (%)
Alabama A&M University												
AAMU-33-07	2172	2385	2278	94	97	100	98	49	6.9	45.5	25.2	40.1
AAMU-6-07	2079	---	---	90	98	---	---	53	7.4	47.3	25.2	40.9
AAMU-62-07	1498	---	---	65	99	---	---	43	6.7	42.4	24.2	38.8
Croplan Genetics												
HyClass110W	1603	2210	1906	69	99	85	92	47	7.7	46.8	24.1	41.5
HyClass115W	1951	1231	1591	84	100	100	100	53	7.5	47.1	25.2	41.3
HyClass125W	2277	---	---	98	100	---	---	52	6.7	48.0	25.4	41.8
HyClass154W	2590	1584	2087	112	98	100	99	58	7.3	49.1	25.9	41.0
DL Seeds Inc. / Rubisco Seeds LLC												
Baldur	2590	1874	2232	112	99	98	98	56	8.1	49.1	24.0	41.1
Dimension	2149	2444	2297	93	99	90	94	53	7.3	49.1	22.6	44.5
Dynastie	2672	2717	2695	115	100	98	99	54	7.6	50.8	24.0	41.9
Flash	2602	1981	2292	112	100	90	95	58	7.4	49.1	25.2	42.2
Hornet	2439	---	---	105	100	---	---	57	8.0	49.5	23.6	42.4
Safran	2544	1823	2183	110	100	100	100	56	7.0	49.1	25.0	42.0
Sitro	2474	2671	2572	107	99	100	100	51	7.3	50.4	24.1	42.0
Visby	2858	2176	2517	123	99	100	100	50	7.0	48.9	23.6	41.9
High Plains Crop Development												
Claremore CL	2312	---	---	100	99	---	---	54	7.1	49.6	25.7	42.1
HPX-7228	2463	2342	2402	106	100	100	100	53	7.3	50.4	24.4	41.7
HPX-7341	2405	2492	2448	104	99	100	100	56	7.1	49.6	24.9	41.4
Kansas State University												
Kiowa	2219	1407	1813	96	100	100	100	57	7.8	48.0	23.6	42.6
KS4083	2625	---	---	113	100	---	---	60	7.3	49.2	25.8	41.0
KS4426	2614	2175	2394	113	100	100	100	58	7.4	49.6	25.0	41.9
KS4428	2730	---	---	118	100	---	---	56	7.0	49.7	24.7	41.9
Riley	2602	1985	2294	112	100	98	99	57	7.9	49.1	25.1	42.0
Sumner	2207	2385	2296	95	100	100	100	56	7.3	49.5	25.5	41.7
Wichita	2927	2102	2515	126	100	100	100	57	7.3	48.9	26.6	41.0
MOMONT												
Chrome	2300	2289	2294	99	99	100	99	51	7.0	50.7	22.1	43.9
Hybrilux	2811	---	---	121	96	---	---	59	7.7	48.5	25.9	42.1
Hybristar	2416	2246	2331	104	97	90	93	51	7.0	50.0	24.9	42.0
Hybrisurf	2428	2377	2403	105	99	100	99	55	7.4	50.3	24.0	43.4
Kadore	2869	2040	2455	124	100	100	100	53	7.4	50.5	24.7	40.9
MH06E10	2416	2365	2390	104	90	83	86	54	7.2	50.8	24.9	41.8
MH06E11	2590	2230	2410	112	98	100	99	52	7.1	50.1	22.5	43.5
MH06E4	2323	2154	2239	100	99	95	97	56	8.2	49.4	24.3	42.0

Table 16. Results for the 2011 National Winter Canola Variety Trial at Manhattan, KS

Name	Yield (lb/a)			Yield (% of test avg.)				Plant		Test		
	2011	2010	2-Yr.	2011	2011	2010	2-Yr.	Height (in.)	Moisture (%)	Weight (lb/bu)	Protein (%)	Oil (%)
Monsanto / DEKALB												
DKW41-10	1777	1553	1665	77	100	100	100	43	8.3	49.3	25.0	40.5
DKW44-10	2021	---	---	87	100	---	---	46	7.5	48.8	25.0	40.0
DKW46-15	1905	1590	1747	82	100	100	100	49	6.8	47.1	23.8	42.2
DKW47-15	2126	1870	1998	92	100	100	100	58	6.6	48.0	25.9	41.0
Technology Crops International												
Rossini	2219	---	---	96	100	---	---	48	6.7	49.2	24.4	42.8
TCI805	1975	---	---	85	98	---	---	55	7.2	48.5	25.5	41.3
TCI806	2614	---	---	113	98	---	---	56	7.4	50.1	27.9	40.0
University of Idaho												
Amanda	2149	---	---	93	100	---	---	55	7.3	51.1	25.1	41.3
Athena	1835	---	---	79	100	---	---	53	7.6	48.6	25.4	41.8
Duroia	1557	---	---	67	98	---	---	54	7.2	49.7	24.4	44.4
Virginia State University												
Virginia	1905	2421	2163	82	99	98	98	50	7.7	48.1	23.1	43.1
VSX-3	2381	---	---	103	99	---	---	51	7.6	49.2	23.8	42.6
Mean	2316	2063	---	---	99	97	98	53	7.3	49.0	24.7	41.8
CV	15	21	---	---	2	5	4	5	8.8	2.3	4.8	2.3
LSD (0.05)	576	NS	---	---	3	11	7	5	NS	1.9	2.4	2.0

Bold: Superior LSD group. Unless two entries differ by more than the LSD, little confidence can be placed in one being superior to the other.

Marquette, Kansas

Dale Ladd
Kansas State University

Planted: 9/20/2010 at 5 lb/a in 9-in. rows
 Swathed: 6/10/2011
 Harvested: 6/17/2011
 Herbicides: 9 oz/a Assure II
 Insecticides: None
 Irrigation: None
 Previous Crop: Wheat
 Soil Test: NA
 Fertilizer: 30-20-10-10 lb N-P-K-S fertilizer in fall
 60-0-0 lb N-P-K fertilizer in spring
 Soil Type: Roxbury silty clay loam
 Elevation: 1414 ft Latitude: 38° 34'N
 Comments: Timely rains in a very dry year resulted
 in excellent yields for the second year in
 a row.

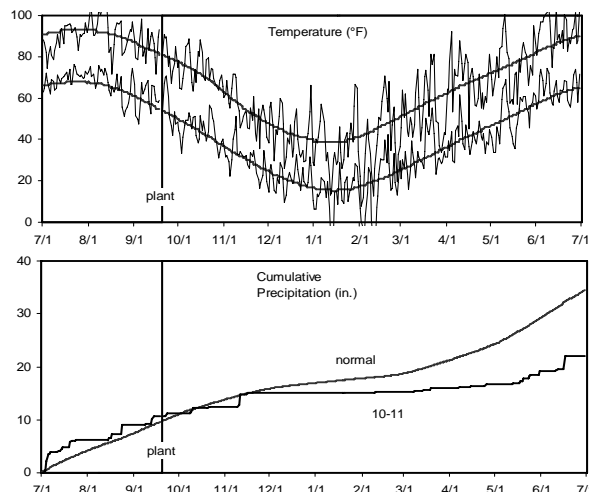


Table 17. Results for the 2011 National Winter Canola Variety Trial at Marquette, KS

Name	Yield (lb/a)			Yield (% of test avg.)				Plant		Test		
	2011	2010	2-Yr.	2011	2011	2010	2-Yr.	Height (in.)	Moisture (%)	Weight (lb/bu)	Protein (%)	Oil (%)
Croplan Genetics												
HyClass115W	1928	1812	1870	92	100	99	99	43	7.4	47.4	27.7	39.4
HyClass125W	1661	---	---	79	100	---	---	42	6.2	48.8	27.7	39.5
HyClass154W	1522	1975	1749	73	100	98	99	48	7.7	48.9	28.8	37.4
DL Seeds Inc. / Rubisco Seeds LLC												
Flash	1905	2557	2231	91	100	97	99	47	7.3	49.6	28.0	39.8
Hornet	2416	---	---	115	100	---	---	50	7.5	50.3	27.9	39.6
Safran	2579	2285	2432	123	100	98	99	47	6.9	49.7	27.9	40.0
Sitro	2207	2858	2532	105	100	97	98	43	7.9	47.8	26.7	39.9
Visby	2428	---	---	116	100	---	---	45	5.5	50.1	26.0	40.5
Kansas State University												
Kiowa	2149	1733	1941	102	100	100	100	50	7.0	50.3	27.4	39.4
KS4083	2207	---	---	105	100	---	---	50	6.5	50.8	28.4	39.9
Riley	2288	1938	2113	109	100	100	100	45	6.1	50.0	27.0	40.9
Sumner	2300	2006	2153	110	100	99	99	46	6.2	50.5	28.1	40.9
Wichita	2277	1879	2078	109	100	99	100	44	6.3	49.9	29.3	39.1
MOMONT												
Chrome	2242	---	---	107	97	---	---	47	5.1	50.4	27.3	40.1
Hybristar	1928	2054	1991	92	100	93	97	41	6.3	49.7	28.4	38.8
Hybrisurf	2033	2334	2183	97	97	91	94	47	7.8	50.7	27.1	40.5
Monsanto / DEKALB												
DKW41-10	1580	1570	1575	75	100	98	99	34	6.1	48.0	29.9	36.8
DKW44-10	2625	---	---	125	100	---	---	41	7.7	49.1	27.5	40.3
DKW46-15	1859	1895	1877	89	100	97	99	41	5.6	47.9	26.3	41.3
DKW47-15	1812	1831	1822	86	100	99	100	45	6.0	48.4	27.9	39.9
Mean	2097	2063	---	---	100	98	99	45	6.7	49.4	27.8	39.7
CV	17	14	---	---	2	3	3	3	19.7	2.3	1.6	1.3
LSD (0.05)	587	411	---	---	NS	5	5	2	NS	1.9	1.0	1.1

Bold: Superior LSD group. Unless two entries differ by more than the LSD, little confidence can be placed in one being superior to the other.

Clovis, New Mexico

Sangu Angadi
New Mexico State University

Planted: 9/27/2010 at 6 lb/a in 6-in. rows
 Harvested: 6/6 - 6/14/2011
 Herbicides: 1 qt/a Treflan HFP
 Insecticides: 3 applications: March, April, and June
 Irrigation: 19 in.
 Previous Crop: Wheat
 Soil Test: P=9 ppm, K=377 ppm, and pH=8.2
 Fertilizer: 110-45-0-18 lb N-P-K-S fertilizer in fall
 Soil Type: Olton clay loam
 Elevation: 4437 ft Latitude: 35° 10'3"N
 Comments: Only 2.78 inches of annual precipitation from planting to harvest.

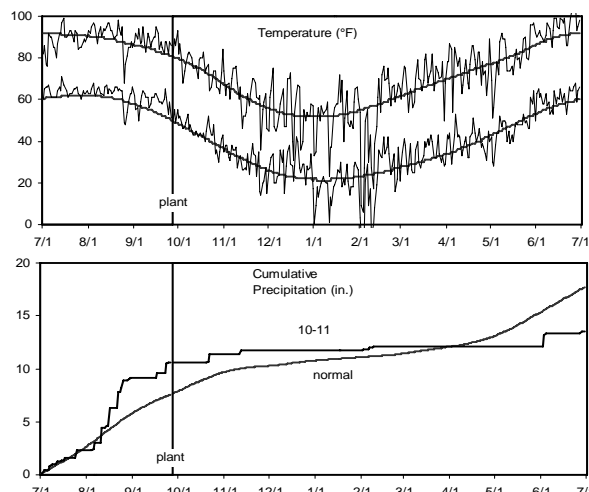


Table 18. Results for the 2011 National Winter Canola Variety Trial at Clovis, NM

Name	Yield (lb/a)			Yield (% of test avg.)				50% Plant		Test		
	2011	2010	2-Yr.	2011	2011	2010	2-Yr.	Bloom (DOY)	Height (in.)	Moisture (%)	Weight (lb/bu)	Oil (%)
Alabama A&M University												
AAMU-33-07	831	---	---	48	95	---	---	88	29	4.0	45.7	36.0
AAMU-6-07	1101	---	---	63	95	---	---	90	31	4.0	48.3	37.9
AAMU-62-07	885	---	---	51	95	---	---	89	30	4.0	42.3	35.6
AAMU-64-07	790	---	---	46	95	---	---	88	29	4.3	46.0	35.1
Croplan Genetics												
HyClass110W	1155	3505	2330	67	90	---	---	91	28	4.0	45.7	35.0
HyClass115W	1162	3368	2265	67	95	---	---	94	30	4.0	50.0	35.8
HyClass125W	1371	---	---	79	93	---	---	93	31	4.0	48.7	37.7
HyClass154W	2067	3618	2842	119	93	---	---	96	30	4.0	52.7	37.1
DL Seeds Inc. / Rubisco Seeds LLC												
Baldur	1966	---	---	113	95	---	---	93	33	3.7	53.0	37.8
Dimension	2033	3238	2636	117	93	---	---	93	33	3.7	52.7	39.6
Dynastie	1993	---	---	115	95	---	---	95	32	3.3	53.7	38.0
Flash	1804	3260	2532	104	93	---	---	97	34	3.0	50.7	37.8
Hornet	1938	---	---	112	95	---	---	92	36	3.7	51.7	37.9
Safran	2256	3635	2946	130	93	---	---	97	34	3.7	52.3	38.3
Sitro	2141	3544	2843	123	95	---	---	93	33	3.7	50.0	38.0
Visby	1952	---	---	113	95	---	---	95	32	3.7	51.7	37.1
High Plains Crop Development												
Claremore CL	1784	---	---	103	95	---	---	100	34	3.7	53.0	39.6
HPX-7228	1871	---	---	108	95	---	---	94	33	4.0	53.0	36.0
HPX-7341	1851	---	---	107	95	---	---	96	33	3.0	53.3	38.0
Kansas State University												
Kiowa	1803	3338	2571	104	95	---	---	96	34	3.3	54.0	36.5
KS4083	1966	---	---	113	95	---	---	95	36	4.0	52.7	38.8
KS4426	2418	---	---	139	95	---	---	98	32	4.0	52.7	37.1
KS4428	2074	---	---	120	95	---	---	95	34	4.0	51.7	37.5
Riley	2229	---	---	129	90	---	---	94	33	4.0	52.7	38.5
Sumner	2040	3657	2849	118	93	---	---	95	32	4.0	52.3	37.6
Wichita	1743	3487	2615	100	95	---	---	95	30	3.7	53.7	36.7
MOMONT												
Chrome	2094	---	---	121	93	---	---	96	32	4.0	50.3	36.4
Hybrilux	1979	---	---	114	93	---	---	95	33	3.7	52.0	37.4
Hybristar	1790	3427	2609	103	93	---	---	95	31	3.7	50.0	37.1
Hybrisurf	1844	3162	2503	106	95	---	---	95	30	4.0	52.0	39.0
Kadore	2283	3799	3041	132	95	---	---	100	30	3.7	52.3	38.3
MH06E10	1959	---	---	113	93	---	---	95	34	4.0	52.3	35.2
MH06E11	2317	---	---	134	93	---	---	94	31	4.0	53.0	39.1
MH06E4	2303	---	---	71	95	---	---	94	34	3.3	51.7	36.7

Table 18. Results for the 2011 National Winter Canola Variety Trial at Clovis, NM

Name	Yield (lb/a)			Yield (% of test avg.)				50% Bloom		Plant Height	Moisture	Test Weight		Oil
	2011	2010	2-Yr.	2011	2011	2010	2-Yr.	(DOY)	(in.)	(%)	(lb/bu)	(%)		
Monsanto / DEKALB														
DKW41-10	608	3582	2095	35	95	---	---	88	27	4.0	48.3	35.8		
DKW44-10	1432	---	---	83	95	---	---	93	30	3.7	50.3	34.2		
DKW46-15	1878	3525	2701	108	93	---	---	93	32	4.0	51.0	38.1		
DKW47-15	1310	3260	2285	76	95	---	---	95	33	4.0	51.7	36.1		
Technology Crops International														
Rossini	1466	---	---	85	92	---	---	91	32	3.7	49.7	37.0		
University of Idaho														
Amanda	2162	---	---	125	95	---	---	98	35	3.7	54.0	38.2		
Athena	1743	---	---	100	95	---	---	96	32	4.0	52.3	39.1		
Durola	2236	---	---	129	96	---	---	98	34	3.7	51.7	43.6		
Virginia State University														
Virginia	1499	---	---	86	92	---	---	94	30	4.0	49.7	37.2		
VSX-3	1256	---	---	72	93	---	---	96	30	4.0	49.7	35.9		
Mean	1759	3463	---	---	94	---	---	94	32	3.8	51.0	37.4		
CV	18	10	---	---	2	---	---	1	6	9.8	4.3	3.6		
LSD (0.05)	525	NS	---	---	NS	---	---	2	3	0.6	3.6	2.7		

Bold: Superior LSD group. Unless two entries differ by more than the LSD, little confidence can be placed in one being superior to the other.

Farmington, New Mexico

Curtis Owen and Mick O'Neill
New Mexico State University

Planted: 9/7/2010 at 5 lb/a in 10-in. rows
Harvested: 6/21/2011
Herbicides: None
Insecticides: None
Irrigation: 28 in.
Previous Crop: Fallow
Soil Test: NA
Fertilizer: 165-0-0 lb N-P-K fertilizer in fall
Soil Type: Doak sandy loam
Elevation: 5640 ft Latitude: 36° 108'N
Comments: Winter canola yields are typically very high near Farmington, NM.

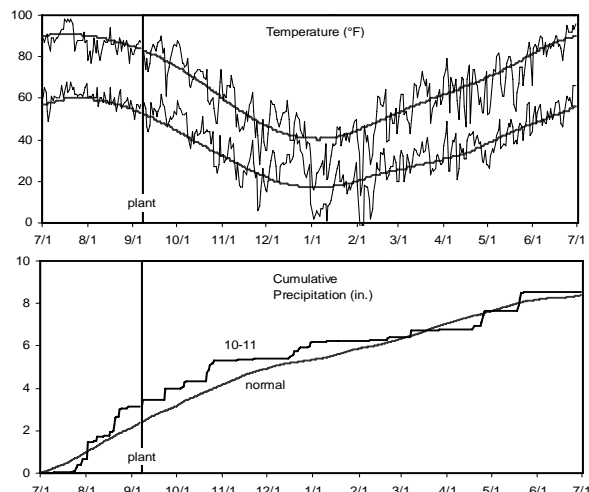


Table 19. Results for the 2011 National Winter Canola Variety Trial at Farmington, NM

Name	Yield (lb/a)			Yield (% of test avg.)				50 % Bloom		Plant Height	Moisture	Test Weight	Oil
	2011	2010	2-Yr.	2011	2010	2-Yr.	(DOY)	(in.)	(%)	(lb/bu)	(%)		
Alabama A&M University													
AAMU-33-07	1876	3157	2517	75	---	---	---	121	41	7.9	43.8	35.3	
AAMU-6-07	2116	---	---	84	---	---	---	113	43	6.9	47.0	36.5	
AAMU-62-07	1437	---	---	57	---	---	---	124	41	7.1	44.2	35.6	
AAMU-64-07	1830	---	---	73	---	---	---	123	42	7.9	44.2	35.8	
Croplan Genetics													
HyClass110W	2236	2253	2245	89	---	---	---	131	41	6.7	47.3	36.3	
HyClass115W	1771	2452	2112	70	---	---	---	127	42	7.0	47.2	36.2	
HyClass125W	2324	---	---	92	---	---	---	121	43	6.9	47.8	36.9	
HyClass154W	2238	2581	2410	89	---	---	---	124	43	7.3	48.3	36.8	
DL Seeds Inc. / Rubisco Seeds LLC													
Baldur	2783	2493	2638	111	---	---	---	127	42	6.9	48.0	36.9	
Dimension	2433	2800	2616	97	---	---	---	125	43	7.8	47.2	37.3	
Dynastie	2908	3430	3169	116	---	---	---	123	43	6.0	48.2	37.9	
Flash	3382	3191	3286	134	---	---	---	124	47	6.6	47.2	36.9	
Hornet	3047	---	---	121	---	---	---	119	45	6.1	48.4	37.9	
Safran	3437	4118	3778	137	---	---	---	123	43	6.2	48.7	38.0	
Sitro	3107	4459	3783	123	---	---	---	118	46	6.2	44.8	36.8	
Visby	2839	3439	3139	113	---	---	---	115	43	6.1	46.5	37.1	
High Plains Crop Development													
Claremore CL	2566	3055	2811	102	---	---	---	129	45	6.2	47.3	35.7	
HPX-7228	2650	2574	2612	105	---	---	---	121	44	6.6	47.5	37.1	
HPX-7341	2846	2937	2892	113	---	---	---	119	43	5.9	48.1	36.6	
Kansas State University													
Kiowa	2763	2764	2763	110	---	---	---	125	45	8.1	47.4	36.5	
KS4083	2733	---	---	109	---	---	---	129	46	5.9	48.0	38.0	
KS4426	2271	3119	2695	90	---	---	---	126	40	7.2	47.6	37.0	
KS4428	2612	---	---	104	---	---	---	124	43	6.7	47.6	36.7	
Riley	2281	3570	2926	91	---	---	---	124	43	6.1	47.6	37.2	
Sumner	2131	2469	2300	85	---	---	---	117	43	5.6	46.0	37.8	
Wichita	2431	2541	2486	97	---	---	---	129	43	5.8	45.4	35.9	
MOMONT													
Chrome	2669	3421	3045	106	---	---	---	126	44	6.6	47.1	36.7	
Hybrilux	2397	---	---	95	---	---	---	130	43	7.1	47.6	38.3	
Hybristar	2866	3105	2986	114	---	---	---	127	44	6.8	47.4	37.5	
Hybrisurf	2751	3862	3306	109	---	---	---	127	42	7.0	47.6	37.9	
Kadore	2688	3181	2935	107	---	---	---	127	40	6.3	48.1	36.6	
MH06E10	2744	3429	3087	109	---	---	---	126	37	6.4	47.1	35.9	
MH06E11	3051	3028	3040	121	---	---	---	126	48	6.0	45.5	37.3	
MH06E4	2228	2827	2528	89	---	---	---	124	43	7.5	47.2	36.5	

Table 19. Results for the 2011 National Winter Canola Variety Trial at Farmington, NM

Name	Yield (lb/a)			Yield (% of test avg.)				50 % Bloom (DOY)	Plant Height (in.)	Moisture (%)	Test Weight (lb/bu)	Oil (%)
	2011	2010	2-Yr.	2011	2011	2010	2-Yr.					
Monsanto / DEKALB												
DKW41-10	1796	1935	1866	71	---	---	---	128	37	7.3	46.9	36.1
DKW44-10	2265	---	---	90	---	---	---	128	42	6.2	46.9	35.6
DKW46-15	2140	2351	2245	85	---	---	---	128	41	6.0	43.2	38.4
DKW47-15	2418	2868	2643	96	---	---	---	126	43	6.9	45.3	36.8
Technology Crops International												
Rossini	2742	---	---	109	---	---	---	115	45	6.6	47.2	37.7
University of Idaho												
Amanda	2304	---	---	92	---	---	---	124	43	6.5	48.0	38.4
Athena	2406	---	---	96	---	---	---	129	43	6.2	47.7	37.7
Durola	2573	---	---	102	---	---	---	122	44	5.9	47.5	39.1
Virginia State University												
Virginia	2685	3408	3047	107	---	---	---	123	43	7.0	47.8	36.9
VSX-3	2974	---	---	118	---	---	---	125	43	7.0	47.7	36.3
Mean	2517	2989	---	---	---	---	---	124	43	6.7	47.0	36.9
CV	19	19	---	---	---	---	---		6	13.1	4.5	2.4
LSD (0.05)	770	936	---	---	---	---	---		4	NS	NS	1.8

Bold: Superior LSD group. Unless two entries differ by more than the LSD, little confidence can be placed in one being superior to the other.

Goodwell, Oklahoma

Rick Kochenower
Oklahoma State University

Planted: 9/17/2010
Harvested: 6/27/2011
Herbicides: None
Insecticides: None
Irrigation: 12 in.
Previous Crop: Fallow
Soil Test: NA
Fertilizer: 180-40-0 lb N-P-K fertilizer in spring
Soil Type: Richfield clay loam
Elevation: 3239 ft Latitude: 36° 36'N
Comments: Some freeze damage to plots at flowering.

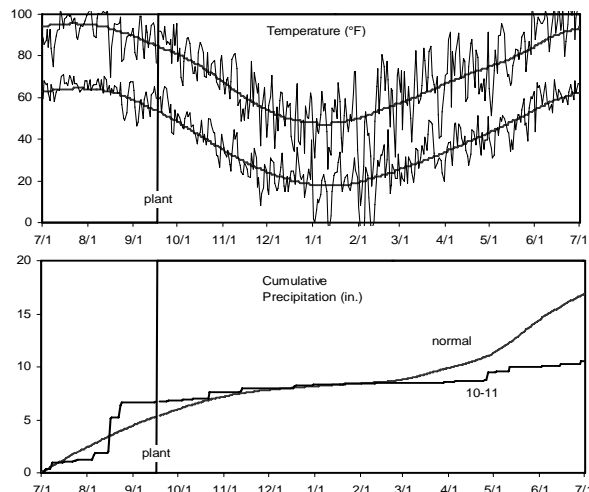


Table 20. Results for the 2011 National Winter Canola Variety Trial at Goodwell, OK

Name	Yield (lb/a) ¹			Yield (% of test avg.)			Plant		Test			
	2011	2010	2-Yr.	2011	2011	2010	2-Yr.	Height (in.)	Moisture (%)	Weight (lb/bu)	Protein (%)	Oil (%)
Alabama A&M University												
AAMU-33-07	1163	---	---	69	---	---	---	33	5.0	45.4	---	31.8
AAMU-6-07	1433	---	---	85	---	---	---	39	4.7	39.9	---	33.4
AAMU-62-07	1000	---	---	59	---	---	---	32	4.8	40.5	---	33.2
AAMU-64-07	1326	---	---	78	---	---	---	33	4.9	42.0	---	35.2
Croplan Genetics												
HyClass110W	1263	---	---	75	---	---	---	32	5.3	44.2	---	32.7
HyClass115W	1482	---	---	88	---	---	---	34	5.0	43.1	---	33.7
HyClass125W	1726	---	---	102	---	---	---	32	5.0	44.1	---	34.0
HyClass154W	1388	---	---	82	---	---	---	39	5.5	45.8	---	32.4
DL Seeds Inc. / Rubisco Seeds LLC												
Baldur	1676	---	---	99	---	---	---	37	5.5	47.7	---	33.3
Dimension	1604	---	---	95	---	---	---	36	5.6	47.6	---	34.7
Dynastie	1905	---	---	113	---	---	---	37	5.3	46.1	---	33.3
Flash	1561	---	---	92	---	---	---	40	5.9	44.4	---	34.3
Hornet	1802	---	---	107	---	---	---	39	5.1	46.2	---	33.9
Safran	2084	---	---	123	---	---	---	39	5.2	45.4	---	33.0
Sitro	1734	---	---	103	---	---	---	35	5.3	45.0	---	35.0
Visby	2018	---	---	119	---	---	---	37	5.2	47.7	---	34.5
High Plains Crop Development												
Claremore CL	1516	---	---	90	---	---	---	39	5.1	46.2	---	32.6
HPX-7228	1864	---	---	110	---	---	---	35	5.0	45.9	---	34.5
HPX-7341	1760	---	---	104	---	---	---	38	5.3	46.6	---	33.4
Kansas State University												
Kiowa	1764	---	---	104	---	---	---	40	5.2	45.8	---	33.3
KS4083	1548	---	---	92	---	---	---	38	5.4	46.9	---	32.7
KS4426	2223	---	---	132	---	---	---	40	5.5	46.9	---	34.8
KS4428	1667	---	---	99	---	---	---	36	5.2	47.8	---	33.2
Riley	1979	---	---	117	---	---	---	38	5.2	47.1	---	35.1
Sumner	1735	---	---	103	---	---	---	37	5.4	45.9	---	33.8
Wichita	1798	---	---	106	---	---	---	36	5.1	46.8	---	34.3
MOMONT												
Chrome	1944	---	---	115	---	---	---	39	5.2	46.6	---	34.2
Hybrilux	1398	---	---	83	---	---	---	38	5.1	42.7	---	33.3
Hybristar	1246	---	---	74	---	---	---	30	5.3	41.5	---	33.1
Hybrisurf	1745	---	---	103	---	---	---	40	5.2	42.9	---	31.4
Kadore	2506	---	---	148	---	---	---	37	5.3	45.8	---	34.5
MH06E10	1397	---	---	83	---	---	---	37	5.7	46.0	---	32.2
MH06E11	1586	---	---	94	---	---	---	37	5.0	43.3	---	33.2
MH06E4	1510	---	---	89	---	---	---	37	5.5	44.4	---	34.3

Table 20. Results for the 2011 National Winter Canola Variety Trial at Goodwell, OK

Name	Yield (lb/a) ¹			Yield (% of test avg.)				Plant		Test		
	2011	2010	2-Yr.	2011	2011	2010	2-Yr.	Height (in.)	Moisture (%)	Weight (lb/bu)	Protein (%)	Oil (%)
Monsanto / DEKALB												
DKW41-10	1207	---	---	71	---	---	---	28	4.9	41.9	---	32.7
DKW44-10	2222	---	---	131	---	---	---	32	5.2	47.2	---	34.6
DKW46-15	1793	---	---	106	---	---	---	36	4.7	43.9	---	33.1
DKW47-15	1247	---	---	74	---	---	---	35	4.9	41.6	---	32.9
Technology Crops International												
Rossini	1482	---	---	88	---	---	---	34	5.1	47.3	---	34.0
University of Idaho												
Amanda	2091	---	---	124	---	---	---	39	5.4	50.7	---	34.8
Athena	1860	---	---	110	---	---	---	36	5.0	45.6	---	34.3
Durola	2052	---	---	121	---	---	---	38	5.3	46.6	---	37.3
Virginia State University												
Virginia	2030	---	---	120	---	---	---	38	5.4	47.8	---	36.6
VSX-3	2033	---	---	120	---	---	---	36	5.2	46.8	---	34.8
Mean	1690	---	---	---	---	---	---	36	5.2	45.5	---	33.8
CV	21	---	---	---	---	---	---	6	6.3	5.8	---	3.7
LSD (0.05)	579	---	---	---	---	---	---	4	NS	0.0	---	NS

Bold: Superior LSD group. Unless two entries differ by more than the LSD, little confidence can be placed in one being superior to the other.

¹Use yield data with caution. A CV above 20 indicates higher experimental error. Make variety selection decisions based on more than one year's data.

Calvin Trostle and Sean Wallace
Texas A&M University

Planted: 9/21/2010 at 5 lb/a in 10-in. rows
Harvested: 6/9/2011
Herbicides: 1.5 pt/a Treflan
Insecticides: None
Irrigation: 19 in.
Previous Crop: Wheat
Soil Test: NA
Fertilizer: 55-0-0-23 lb N-P-K-S fertilizer in fall
30-0-0 lb N-P-K fertilizer in spring
Soil Type: Sherm clay loam
Elevation: 3450 ft Latitude: 35° 59'N
Comments: Location experienced minimal rainfall,
making irrigation all the more important.
Trial was damaged by temperatures at or
below 0°F.

Etter, Texas

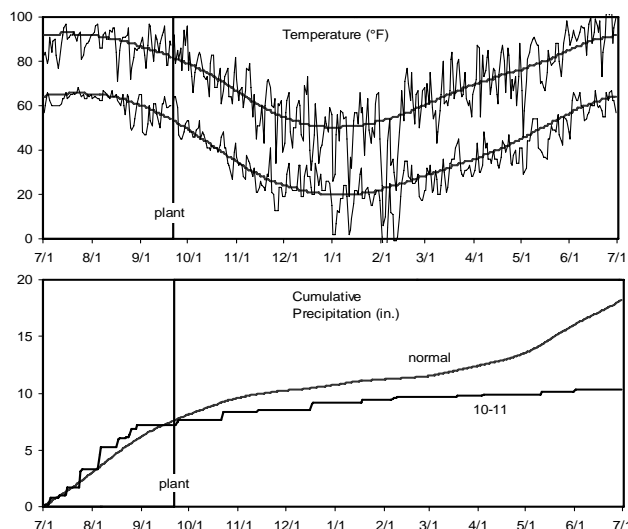


Table 21. Results for the 2011 National Winter Canola Variety Trial at Etter, TX

Name	Yield (lb/a) ¹			Yield (% of test avg.)			Winter Survival (%)		Fall Stand	Fall Vigor	Test Weight	Oil
	2011	2010	2-Yr.	2011	2011	2010	2-Yr.	(0-5)	(0-5)	(lb/bu)	(%)	
Croplan Genetics												
HyClass 110W	1068	---	---	75	---	---	---	2.9	2.6	49	35.5	
HyClass 115W	840	---	---	59	---	---	---	2.8	2.3	47	38.2	
HyClass 125W	980	---	---	69	---	---	---	2.8	2.7	48	38.7	
HyClass 154W	1310	---	---	92	---	---	---	2.8	2.8	47	36.5	
DL Seeds Inc. / Rubisco Seeds LLC												
Baldur	1454	---	---	102	---	---	---	2.5	2.8	45	36.7	
Safran	1552	---	---	109	---	---	---	2.3	2.8	49	36.8	
Sitro	1225	---	---	86	---	---	---	2.9	2.6	48	39.1	
Kansas State University												
Riley	1352	---	---	95	---	---	---	2.8	2.3	46	38.5	
Sumner	1366	---	---	96	---	---	---	2.0	2.6	49	38.5	
Wichita	924	---	---	65	---	---	---	2.5	2.6	47	36.6	
MOMONT												
Hybristar	1676	---	---	118	---	---	---	2.9	3.0	46	38.6	
Kadore	1254	---	---	88	---	---	---	3.0	2.8	47	37.9	
Monsanto / DEKALB												
DKW 41-10	1141	---	---	80	---	---	---	2.8	2.3	47	36.8	
DKW 44-10	1063	---	---	75	---	---	---	3.0	2.4	47	36.9	
DKW 45-10	1324	---	---	93	---	---	---	2.9	2.3	46	---	
DKW 46-15	1228	---	---	86	---	---	---	2.8	2.6	46	38.4	
DKW 47-15	996	---	---	70	---	---	---	2.6	2.5	46	36.1	
Technology Crops International												
Rossini	1425	---	---	100	---	---	---	2.8	3.5	49	39.4	
Mean	1232	---	---	---	---	---	---	2.7	2.6	47	37.6	
CV	24	---	---	---	---	---	---	---	---	14	4.0	
LSD (0.05)	317	---	---	---	---	---	---	---	---	NS	NS	

Bold: Superior LSD group. Unless two entries differ by more than the LSD, little confidence can be placed in one being superior to the other.

¹Use yield data with caution. A CV above 20 indicates higher experimental error. Make variety selection decisions based on more than one year's data.

Lubbock, Texas

Calvin Trostle and Sean Wallace
Texas A&M University

Planted: 9/22/2010 at 5.4 lb/a in 10-in. rows
 Harvested: 5/27/2011 and 6/3/2011
 Herbicides: 1.5 pt/a Treflan
 Insecticides: 3.6 oz/a Warrior T
 Irrigation: 16 in.
 Previous Crop: Corn
 Soil Test: NA
 Fertilizer: 55-0-0-23 lb N-P-K-S fertilizer in fall
 30-0-0 lb N-P-K fertilizer in spring
 Soil Type: Amarillo fine sandy loam
 Elevation: 3240 ft Latitude: 33° 41'N
 Comments: Location experienced minimal rainfall,
 making irrigation all the more important.
 Visually, the trial was still better overall
 than previous yield trials.

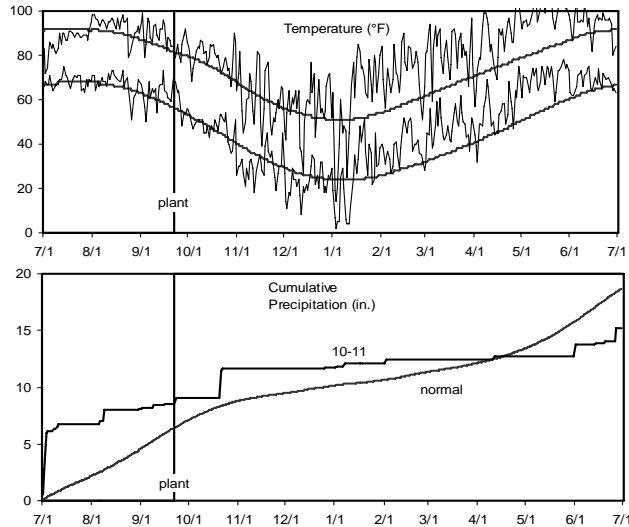


Table 22. Results for the 2011 National Winter Canola Variety Trial at Lubbock, TX

Name	Yield (lb/a)			Yield (% of test avg.)	Fall Stand (0-5)	Fall Vigor (0-5)	Bloom ¹ (%)	Maturity ² (0-5)	Plant Height (in.)	Test Weight (lb/bu)	Oil (%)
	2011	2010	2-Yr.								
Croplan Genetics											
HyClass110W	1498	---	---	99	3.4	3.0	65	4.0	42	49	37.6
HyClass115W	1254	---	---	83	2.5	2.6	16	4.1	43	47	37.8
HyClass125W	1369	---	---	91	3.4	3.1	18	4.0	43	47	39.0
HyClass154W	1348	---	---	89	2.9	3.3	4	2.5	47	49	37.2
DL Seeds Inc. / Rubisco Seeds LLC											
Baldur	1733	---	---	115	2.9	3.1	9	3.6	44	51	38.3
Safran	1966	---	---	130	2.9	3.1	7	2.8	47	50	38.0
Sitro	1709	---	---	113	3.3	3.4	12	3.1	47	50	38.5
Kansas State University											
Riley	1578	---	---	104	3.4	3.0	8	3.1	44	49	38.5
Sumner	1416	---	---	94	2.6	3.0	10	3.4	47	50	38.4
Wichita	1525	---	---	101	3.0	3.0	6	3.5	44	50	38.4
MOMONT											
Hybristar	1872	---	---	124	2.9	3.0	15	3.0	44	50	38.8
Kadore	1871	---	---	124	3.1	3.3	13	2.8	49	49	38.5
Monsanto / DEKALB											
DKW41-10	1115	---	---	74	3.0	3.0	80	4.4	37	49	37.4
DKW44-10	1277	---	---	84	3.0	2.9	14	4.0	41	48	37.8
DKW45-10	1270	---	---	84	3.0	2.9	51	3.3	4	49	---
DKW46-15	1354	---	---	90	3.1	3.0	8	4.8	43	49	38.8
DKW47-15	1258	---	---	83	3.0	3.0	6	4.0	46	48	37.9
Technology Crops International											
Rossini	1807	---	---	120	2.8	4.0	46	4.6	48	51	40.3
Mean	1512	---	---	---	3.0	3.1	21	3.6	4	49	38.3
CV	20	---	---	---	---	---	---	---	9	4	1.3
LSD (0.05)	239	---	---	---	---	---	---	---	4	2	1.1

Bold: Superior LSD group. Unless two entries differ by more than the LSD, little confidence can be placed in one being superior to the other.

¹Percentage of current flowers on plant that appear to be flowering on 3/22/2011.

²Maturity rating: 0, plants very green; 1, modest green; 2, light green; 3, mix of light green & tan; 4 moderately dry (some tan); 5 dry (all tan).

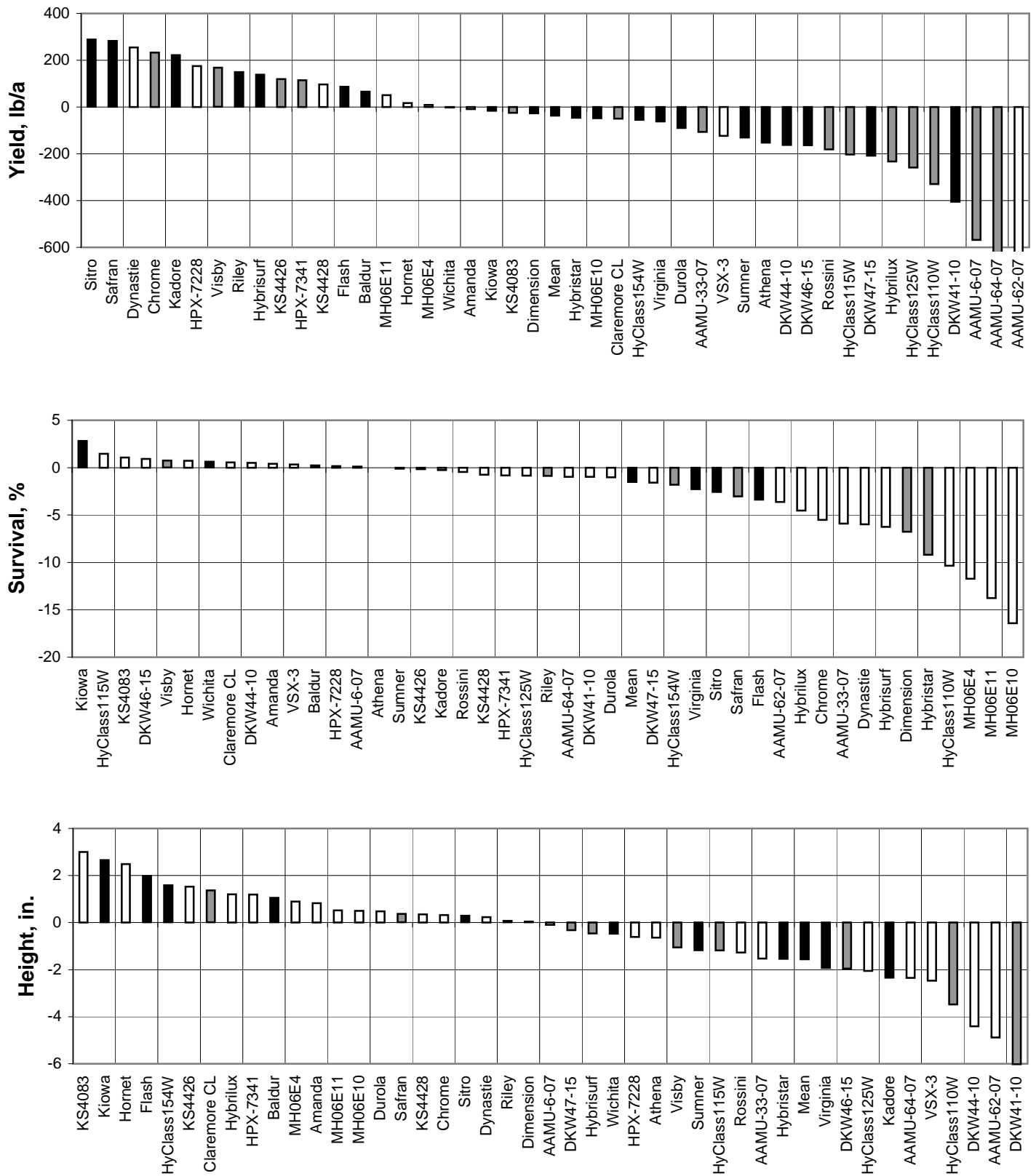
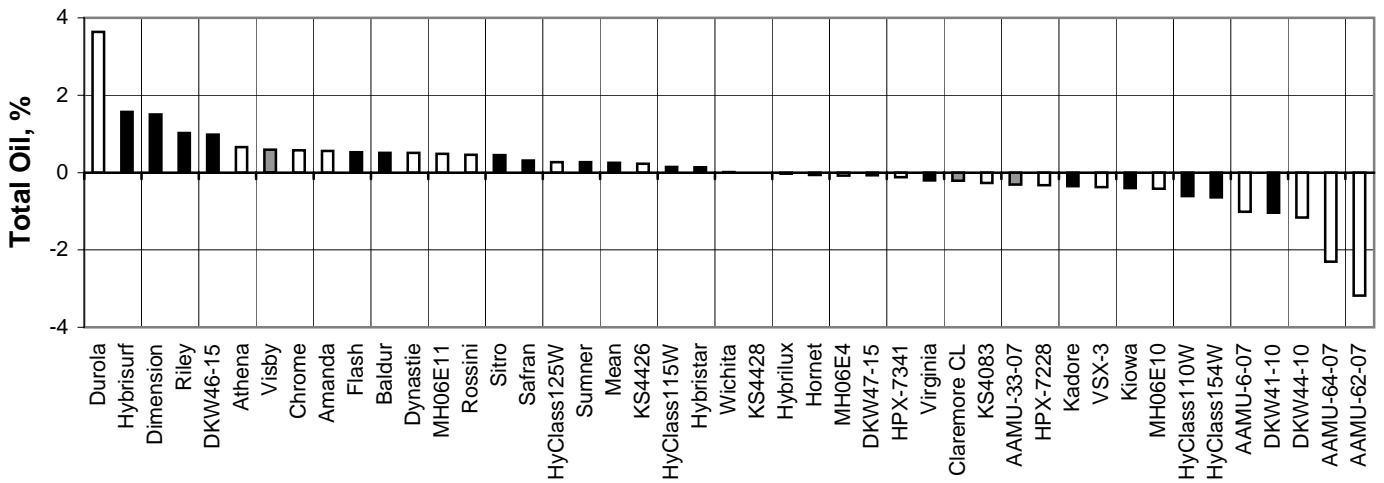
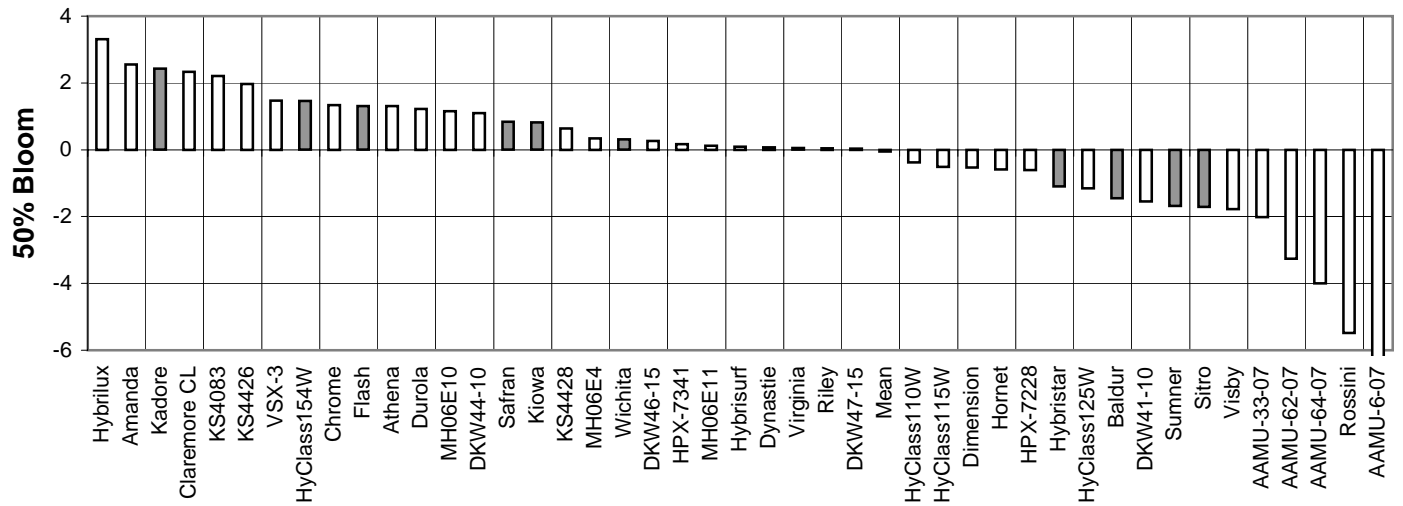


Figure 3. Great Plains Winter Canola Summary, 2006-2011.



Note: Values are 6-year moving averages of the differences between each cultivar and the mean of Baldur, Sumner, and Wichita for yield (lb/a), winter survival (%), plant height (in.), 50% bloom date (days), and total oil content (%). The number of observations for each trait is represented by the different colored bars (shown at right).




Figure 3. Great Plains Winter Canola Summary, 2006-2011 (continued).

Bozeman, Montana

Perry Miller
Montana State University

Planted: 9/18/2010 at 5 lb/a in 9-in. rows
 Harvested: 8/9 - 8/18/2011
 Herbicides: 16 oz/a Roundup PowerMax
 Insecticides: 3 oz/a Warrior
 Irrigation: 3 in.
 Previous Crop: Winter lentil
 Fertilizer: 121-0-0 lb N-P-K fertilizer in fall
 Soil Type: Amsterdam silt loam
 Elevation: 4775 ft Latitude: 45° 40'N
 Comments: Excellent yields despite a cool, wet spring and losses from hail and purple finches.

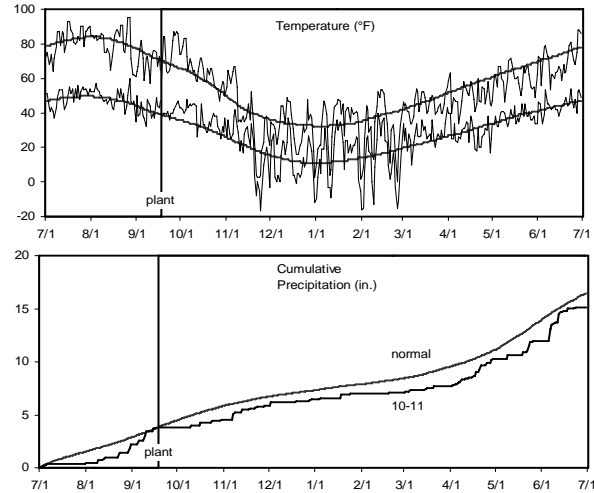


Table 23. Results for the 2011 National Winter Canola Variety Trial at Bozeman, MT

Name	Yield (lb/a)			Yield (% of test avg.)	Winter Survival (%)			50%				
	2011	2010	2-Yr.		2011	2011	2010	2-Yr.	Bloom (DOY)	Maturity (DOY)	Moisture (%)	Protein (%)
Croplan Genetics												
HyClass110W	2565	---	---	82	---	---	---	156	217	5.5	---	---
HyClass115W	3414	---	---	110	---	---	---	156	217	5.5	---	---
HyClass125W	3226	---	---	104	---	---	---	155	216	5.5	---	---
HyClass154W	2818	---	---	91	---	---	---	155	221	5.6	---	---
Monsanto / DEKALB												
DKW41-10	2813	---	---	90	---	---	---	153	211	5.4	---	---
DKW44-10	3643	---	---	117	---	---	---	156	216	5.6	---	---
DKW46-15	3107	---	---	100	---	---	---	155	213	5.4	---	---
DKW47-15	3299	---	---	106	---	---	---	155	216	5.5	---	---
Mean	3110	---	---	---	---	---	---	155	216	5.5	---	---
CV	8	---	---	---	---	---	---	1	1	1.3	---	---
LSD (0.05)	377	---	---	---	---	---	---	1	2	0.1	---	---

Bold: Superior LSD group. Unless two entries differ by more than the LSD, little confidence can be placed in one being superior to the other.

Kalispell, Montana

Heather Mason
Montana State University

Planted: 8/23/2010 at 5 lb/a
Harvested: 8/17/2011
Herbicides: None
Insecticides: None
Irrigation: None
Previous Crop: Alfalfa
Soil Test: 82-6-71-34 ppm N-P-K-S
Fertilizer: 44-37-40 lb N-P-K fertilizer in fall
Soil Type: Fine loam
Elevation: 2970 ft Latitude: 48° 19'N
Comments: Excellent winter survival was recorded.
Location averaged 15% lodging and 8% shatter loss.

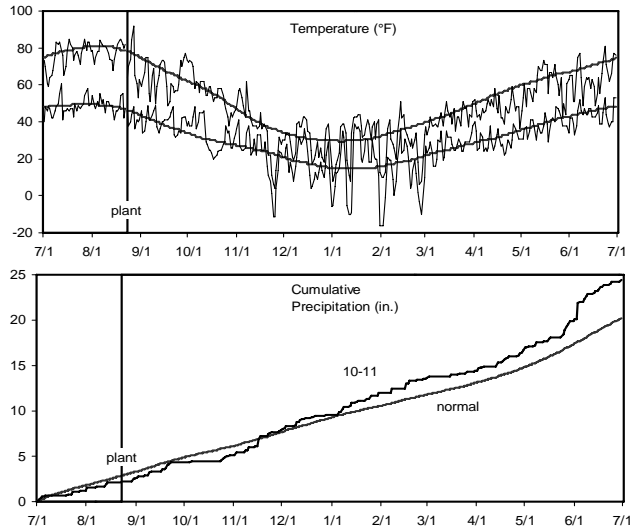


Table 24. Results for the 2011 National Winter Canola Variety Trial at Kalispell, MT

Name	Yield (lb/a)			Yield (% of test avg.)		Winter Survival (%)		50% Bloom	Plant Height	Moisture	Test Weight	Oil
	2011	2010	2-Yr.	2011	2011	2010	2-Yr.	(DOY)	(in.)	(%)	(lb/bu)	(%)
Croplan Genetics												
HyClass154W	4328	---	---	115	100	---	---	137	67	7.4	51.5	40.2
DL Seeds Inc. / Rubisco Seeds LLC												
Baldur	4557	---	---	121	98	---	---	134	65	7.4	51.5	41.7
Dimension	4368	---	---	116	92	---	---	136	73	8.2	49.6	44.5
Dynastie	3871	---	---	103	93	---	---	134	72	7.3	51.6	42.7
Flash	3537	---	---	94	90	---	---	141	70	9.9	47.8	40.8
Hornet	3888	---	---	103	93	---	---	137	69	6.8	52.4	41.5
Safran	4275	---	---	113	97	---	---	137	68	8.0	50.8	41.7
Sitro	3720	---	---	99	95	---	---	133	67	7.3	52.0	41.3
Visby	4774	---	---	127	95	---	---	133	72	6.8	51.2	41.7
High Plains Crop Development												
Claremore CL	4300	---	---	114	95	---	---	141	72	6.8	51.1	40.5
HPX-7228	3436	---	---	91	97	---	---	134	68	6.7	52.0	38.1
HPX-7341	3213	---	---	85	93	---	---	137	72	6.6	52.6	39.5
Kansas State University												
Riley	3071	---	---	81	90	---	---	134	70	6.1	51.6	40.9
Wichita	3849	---	---	102	93	---	---	134	66	6.3	51.2	42.0
Monsanto / DEKALB												
DKW41-10	2292	---	---	61	85	---	---	133	63	6.7	52.3	36.7
DKW44-10	3687	---	---	98	90	---	---	141	64	7.4	50.6	38.4
DKW46-15	2917	---	---	77	98	---	---	139	65	6.0	51.9	40.7
DKW47-15	3462	---	---	92	93	---	---	134	66	6.4	51.4	41.5
University of Idaho												
Amanda	3767	---	---	100	98	---	---	142	63	7.2	52.5	41.4
Athena	3838	---	---	102	100	---	---	134	68	7.5	51.2	41.3
Durola	4078	---	---	108	100	---	---	133	67	7.9	50.4	45.8
Mean	3773	---	---	---	95	---	---	136	68	7.2	51.3	41.1
CV	14	---	---	---	8	---	---	1	5	9.1	2.2	3.2
LSD (0.05)	877	---	---	---	13	---	---	4	6	1.1	2.0	2.7

Bold: Superior LSD group. Unless two entries differ by more than the LSD, little confidence can be placed in one being superior to the other.

Alburgh, Vermont

Heather Darby
University of Vermont

Planted: 9/1/2010 at 5 lb/a in 6-in. rows
Harvested: 7/19/2011
Herbicides: None
Insecticides: None
Irrigation: None
Previous Crop: Small grain forages
Soil Test: NA
Soil Type: Rocky silt loam
Elevation: 132 ft Latitude: 45° 0'N
Comments: Excellent growing conditions.

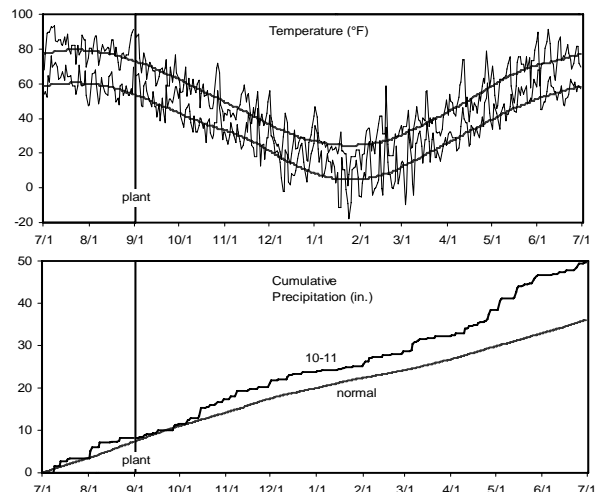


Table 25. Results for the 2011 National Winter Canola Variety Trial at Alburgh, VT

Name	Yield (lb/a) ¹			Yield (% of test avg.)				Plant			Test	
	2011	2010	2-Yr.	2011	2011	2010	2-Yr.	Bloom ² (%)	Height (in.)	Moisture (%)	Weight (lb/bu)	Oil (%)
DL Seeds Inc. / Rubisco Seeds LLC												
Baldur	1680	3474	2577	103	77	---	---	100	---	7.9	52.3	44.3
Dimension	1915	---	---	118	83	---	---	80	---	11.9	50.7	45.3
Dynastie	1759	---	---	108	80	---	---	80	---	9.8	52.0	44.4
Flash	1503	---	---	92	80	---	---	85	---	11.7	50.7	43.6
Hornet	1704	---	---	105	73	---	---	85	---	11.3	51.0	43.7
Safran	1679	---	---	103	77	---	---	85	---	9.4	51.7	43.6
Sitro	1566	3522	2544	96	77	---	---	100	---	9.8	51.3	44.1
Visby	1395	2775	2085	86	77	---	---	83	---	9.7	51.2	43.6
Kansas State University												
Kiowa	1672	3057	2365	103	83	---	---	85	---	8.5	51.8	42.7
Riley	1756	4029	2892	108	80	---	---	90	---	9.7	51.5	43.3
Sumner	1581	2933	2257	97	67	---	---	90	---	7.0	52.5	43.2
Wichita	1382	3405	2394	85	70	---	---	90	---	6.5	51.0	42.9
Kadore	1453	3070	2262	89	73	---	---	75	---	7.5	53.0	43.1
Virginia State University												
Virginia	1680	3016	2348	103	77	---	---	92	---	8.0	52.0	42.8
VSX-3	1719	---	---	105	73	---	---	92	---	7.6	51.2	43.5
Mean	1630	3137	---	---	76	---	---	87	---	9.1	51.6	43.6
CV	21	---	---	---	10	---	---	15	---	13.1	1.4	1.5
LSD (0.05)	NS	NS	---	---	NS	---	---	NS	---	2.0	1.2	NS

Bold: Superior LSD group. Unless two entries differ by more than the LSD, little confidence can be placed in one being superior to the other.

¹Use yield data with caution. A CV above 20 indicates higher experimental error. Make variety selection decisions based on more than one year's data.

²Percentage of plants blooming on 5/20/2011.

Lingle, Wyoming

James Krall and Jerry Nachtman
University of Wyoming

Planted: 8/30/2010 at 5 lb/a
Harvested: 8/1/2011
Herbicides: 1.5 pt/a Treflan
Insecticides: None
Irrigation: Yes
Soil Test: NA
Fertilizer: 50-50-0-20 lb N-P-K-S fertilizer in fall
50-0-0 lb N-P-K fertilizer in spring
Soil Type: Harverson silt loam
Elevation: 4172 ft Latitude: 42° 07'N
Comments: Good winter survival and a cool, wet spring increased yield potential.

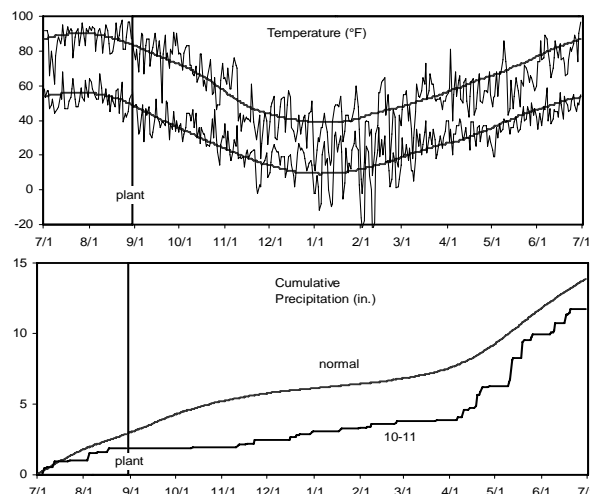


Table 26. Results for the 2011 National Winter Canola Variety Trial at Lingle, WY

Name	Yield (lb/a)			Yield (% of test avg.)				Plant Vigor (1-5)	50% Bloom (DOY)	Plant Height (in.)	Test Weight (lb/bu)	Oil (%)
	2011	2009	2-Yr.	2011	2011	2009	2-Yr.					
Alabama A&M University												
AAMU-33-07	2770	2725	2747	88	85	90	88	4	130	52	47.5	38.3
AAMU-6-07	2802	---	---	89	83	---	---	4	130	57	49.3	40.2
AAMU-62-07	2062	---	---	66	82	---	---	4	131	51	46.2	37.8
AAMU-64-07	2611	---	---	83	77	---	---	4	133	51	47.9	38.7
Croplan Genetics												
HyClass110W	2711	---	---	86	90	---	---	3	129	53	46.7	38.4
HyClass115W	2893	---	---	92	95	---	---	4	131	52	46.7	39.6
HyClass125W	2909	---	---	93	95	---	---	4	132	56	48.2	39.5
HyClass154W	2947	2928	2938	94	95	90	93	4	132	60	47.8	37.3
DL Seeds Inc. / Rubisco Seeds LLC												
Baldur	3210	2742	2976	102	93	93	93	5	129	56	49.2	39.6
Dimension	2897	2551	2724	92	85	82	83	4	131	58	49.3	41.3
Dynastie	3201	---	---	102	90	---	---	4	134	57	47.9	37.7
Flash	3294	3018	3156	105	88	83	86	4	134	57	48.9	39.3
Hornet	3960	2975	3468	126	98	94	96	4	131	59	48.5	39.9
Safran	3754	3231	3493	120	92	87	89	4	132	56	46.5	39.0
Sitro	2531	2837	2684	81	90	82	86	4	131	55	44.9	38.9
Visby	3251	3228	3240	104	92	95	93	4	129	58	47.3	40.0
High Plains Crop Development												
Claremore CL	3188	2961	3075	102	95	95	95	4	136	56	48.3	39.1
HPX-7228	3181	---	---	101	88	---	---	4	132	55	47.5	38.3
HPX-7341	3519	---	---	112	98	---	---	4	131	57	48.0	39.1
Kansas State University												
Kiowa	3122	2831	2976	100	98	95	96	4	133	59	49.4	37.9
KS4083	3350	---	---	107	97	---	---	4	132	59	47.7	38.8
KS4426	3730	---	---	119	95	---	---	4	133	57	48.6	39.7
KS4428	3464	---	---	110	100	---	---	4	131	59	48.9	39.5
Riley	3600	3275	3438	115	98	93	95	4	131	57	48.8	41.2
Sumner	3429	2424	2926	109	99	95	97	3	129	53	49.5	39.3
Wichita	3274	2615	2944	104	97	95	96	4	132	59	49.1	39.9
MOMONT												
Chrome	3529	---	---	113	92	---	---	4	134	58	48.8	40.2
Hybrilux	3728	3654	3691	119	77	85	81	4	133	60	48.5	39.7
Hybristar	2967	2939	2953	95	90	82	86	4	131	53	47.4	39.8
Hybrisurf	3125	2610	2867	100	85	87	86	4	131	55	49.0	40.4
Kadore	2998	2913	2956	96	98	93	96	4	134	55	45.8	38.9
MH06E10	3484	---	---	111	82	---	---	4	133	56	48.3	39.7
MH06E11	3307	---	---	105	75	---	---	4	132	59	48.2	40.5
MH06E4	3278	---	---	105	85	---	---	4	132	57	48.4	40.5

Table 26. Results for the 2011 National Winter Canola Variety Trial at Lingle, WY

Name	Yield (lb/a)			Yield (% of test avg.)				Winter Survival (%)		Plant Vigor	50% Bloom	Plant Height	Test Weight	Oil
	2011	2009	2-Yr.	2011	2011	2009	2-Yr.	(1-5)	(DOY)	(in.)	(lb/bu)	(%)		
Monsanto / DEKALB														
DKW41-10	2333	---	---	74	98	---	---	4	128	46	47.7	36.9		
DKW44-10	2529	---	---	81	99	---	---	3	132	50	47.7	36.7		
DKW46-15	2858	---	---	91	97	---	---	4	131	55	49.8	40.7		
DKW47-15	3141	---	---	100	96	---	---	3	132	57	48.4	39.2		
Technology Crops International														
Rossini	3048	---	---	97	87	---	---	3	129	53	46.3	41.8		
University of Idaho														
Amanda	2974	---	---	95	94	---	---	4	135	54	45.4	39.4		
Athena	3245	---	---	103	88	---	---	5	131	54	49.9	39.1		
Durola	3236	---	---	103	87	---	---	5	133	55	49.4	43.1		
Virginia State University														
Virginia	3188	3070	3129	102	92	95	93	4	130	53	48.3	38.4		
VSX-3	3360	---	---	107	93	---	---	4	129	55	48.5	37.6		
Mean	3136	2897	---	---	91	91	---	4	132	56	48.0	39.3		
CV	14	14	---	---	6	5	---	9	1	7	3.7	2.5		
LSD (0.05)	696	675	---	---	8	7	---	1	2	6	NS	2.0		

Bold: Superior LSD group. Unless two entries differ by more than the LSD, little confidence can be placed in one being superior to the other.

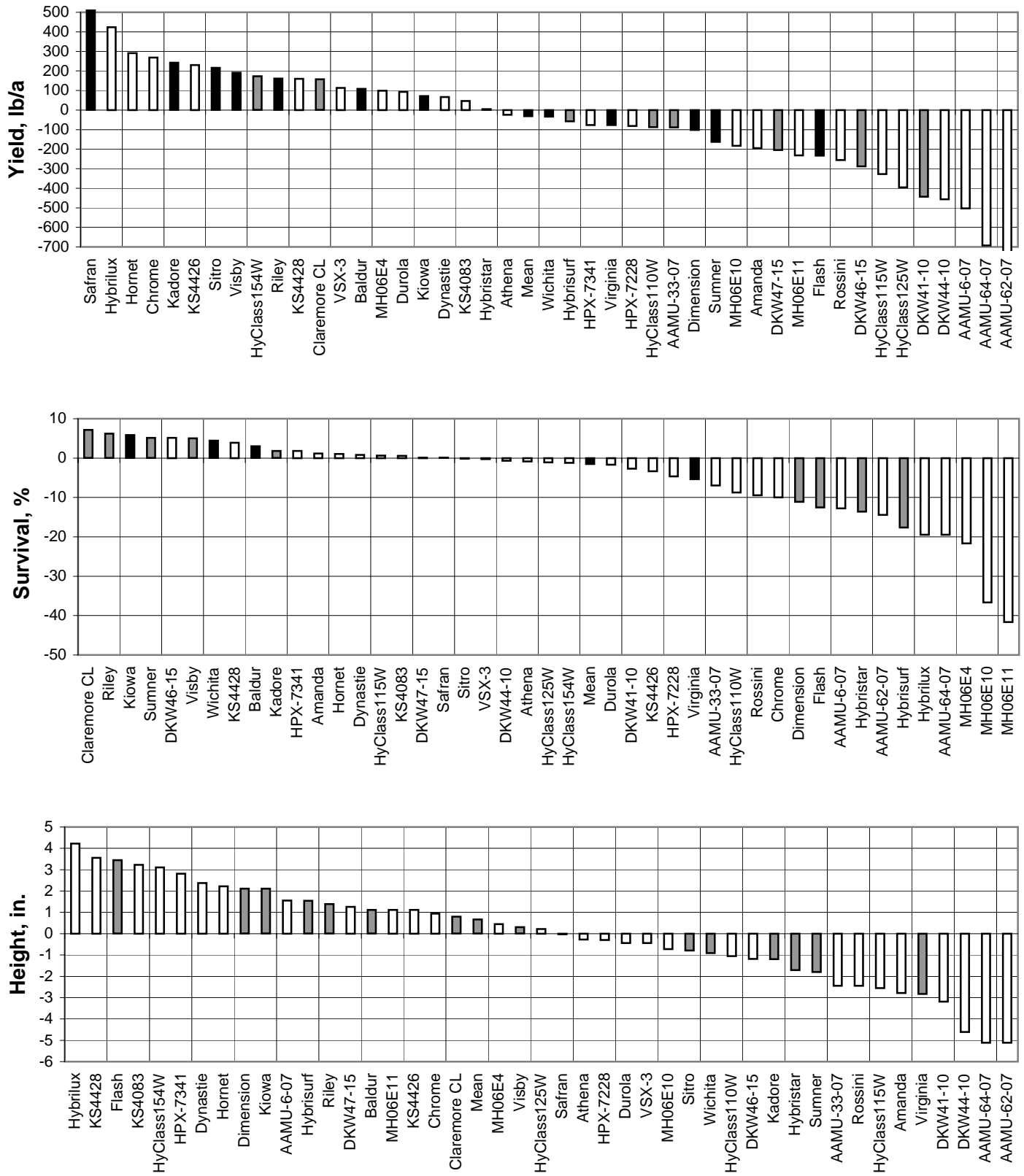
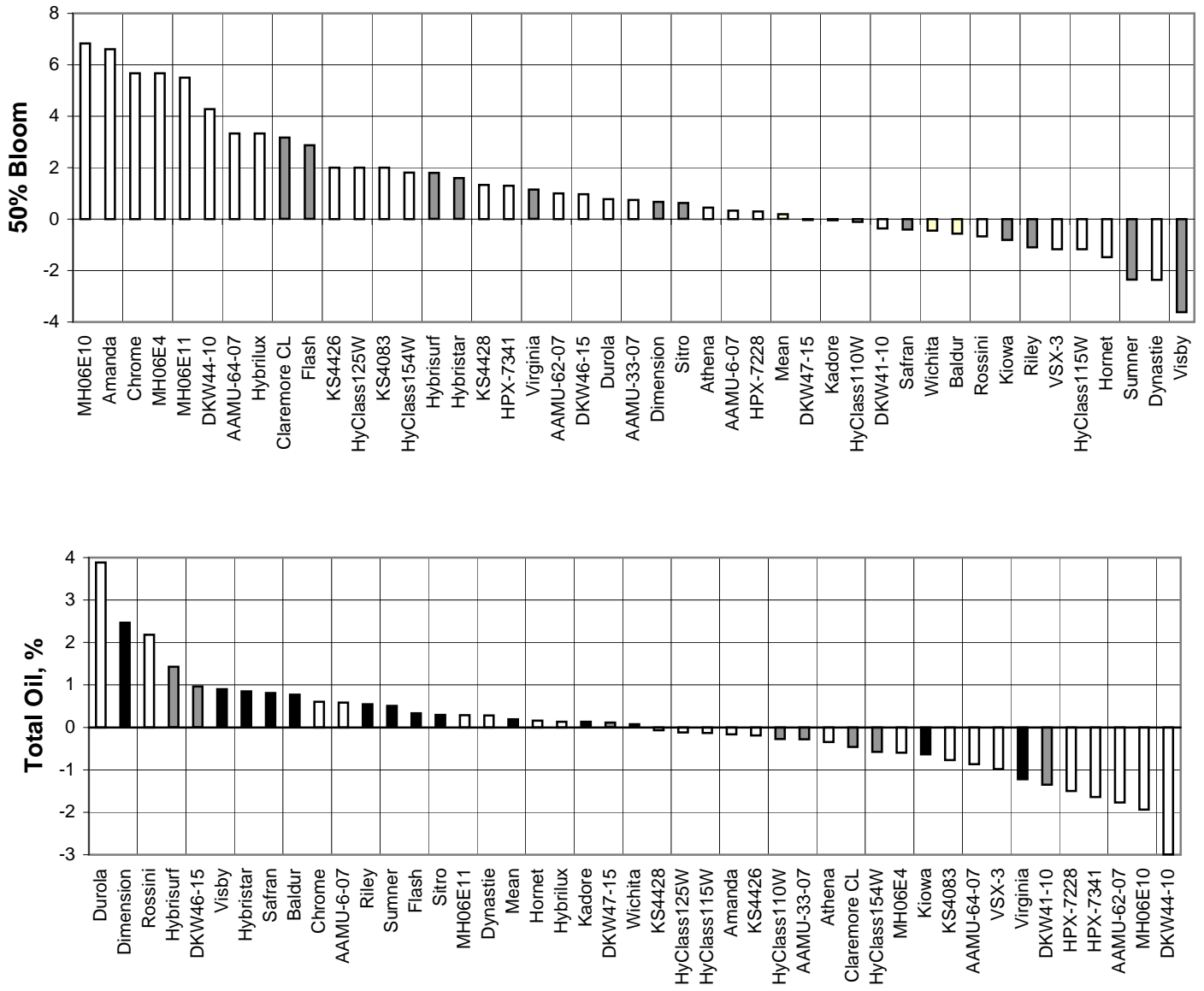


Figure 4. Northern Winter Canola Summary, 2006-2011.



Note: Values are 6-year moving averages of the differences between each cultivar and the mean of Baldur, Sumner, and Wichita for yield (lb/a), winter survival (%), plant height (in.), 50% bloom date (days), and total oil content (%). The number of observations for each trait is represented by the different colored bars (shown at right).




Figure 4. Northern Winter Canola Summary, 2006-2011 (continued).

**Table 27. Field Ratings for Resistance to Phoma Blackleg
National Winter Canola Variety Trial -- Plains, Georgia¹**

Name	Disease Severity Rating ²		Name	Disease Severity Rating	
	2011	2010		2011	2010
DL Seeds Inc. / Rubisco Seeds LLC			Kansas State University		
Baldur	0.0	0.3	KS4083	0.0	--
Dimension	0.0	0.0	KS4426	0.0	0.3
Dynastie	0.7	0.0	KS4428	0.7	--
Flash	0.0	0.0	Kiowa	0.0	0.0
Hornet	0.0	--	Riley	0.0	0.0
Safran	0.0	0.0	Summer	0.3	0.3
Sitro	0.0	0.3	Wichita	0.0	0.7
Visby	0.0	0.0			
MOMONT			Technology Crops International		
Hybristar	1.0	0.0	Rossini	0.0	--
Hybrisurf	0.0	0.0			
Hybrilux	0.0	0.3	Alabama A&M University		
Kadore	0.0	0.0	AAMU-6-07	1.3	--
Chrome	0.0	0.0	AAMU-33-07	1.3	0.0
MH06E10	0.3	0.0	AAMU-62-07	1.3	--
MH06E11	0.0	0.0	AAMU-64-07	3.3	--
MH06E4	0.0	0.0			
Croplan Genetics			Check cultivars³		
HyClass 110W	0.0	0.0	Falcon	0.0	1.0
HyClass 115W	0.3	0.0	Oscar	3.7	0.3
HyClass 125W	0.3	--	Cyclone	4.3	7.0
HyClass 154W	0.0	0.0	Westar	6.3	6.0
			Flint	1.7	0.3
Monsanto / DEKALB			Mean		
DKW41-10	0.0	0.0		0.6	0.4
DKW44-10	0.7	--	LSD (0.05)		
DKW46-15	0.7	0.3		1.1	0.5
DKW47-15	0.3	0.0			
Virginia State University					
Virginia	0.3	0.0			
VSX-3	0.0	--			
University of Idaho					
Athena	0.3	--			
Amanda	0.0	--			
Durola	0.0	--			
High Plains Crop Development					
Claremore CL	0.0	0.0			
HPX-7228	0.3	0.0			
HPX-7341	0.3	0.0			

¹Data collected by David Spradlin and James Buck, The University of Georgia, College of Agricultural and Environmental Sciences, The Georgia Agricultural Experiment Stations. Used with permission.

²This nursery was located in the proximity of fields infected with Phoma blackleg the previous season. Disease severity was further increased by spreading infected stubble over the nursery shortly after planting. The disease severity rating is based on a 0 (no disease) to 9 (all dead) scale.

³Includes both resistant and susceptible varieties.

Lake Carl Blackwell, Oklahoma

John Damicone and Mark Boyles
Oklahoma State University

Planted: 9/28/2010 at 5 lb/a in 15-in. rows
Inoculated: 10/18/2010
Harvested: 6/10/2011
Herbicides: 1 qt/a Treflan
Insecticides: Warrior and ImiGold
Irrigation: None
Previous Crop: Wheat
Soil Test: N/A
Fertilizer: 84-39-0-0 N-P-K-S fertilizer in the fall
46-0-0 N-P-K fertilizer in the spring
Soil Type: Port silt loam
Comments: Blackleg and winter decline syndrome were assessed on the stubble after harvest. Rainfall was 59% of normal.

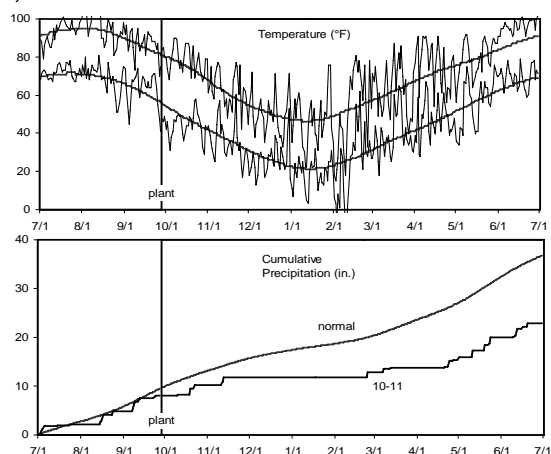


Table 28. Reaction of winter canola genotypes to Blackleg and Winter Decline Syndrome at Lake Carl Blackwell, OK

Name	Yield (lb/a) ¹	Winter Survival (%)	Fall Stand	Winter Decline Syndrome ²		Blackleg	
	(2011)	(2011)	(0-10)	(4/28/2011)	(6/13/2011)	Incidence ³	Severity ⁴
Alabama A&M University							
AAMU-33-07	1165	93	9.3	35	24	90	3.0
AAMU-6-07	531	88	8.7	40	61	95	3.3
AAMU-62-07	266	77	7.7	47	27	85	2.9
AAMU-64-07	266	75	7.0	49	40	96	3.2
Croplan Genetics							
HyClass110W	1042	97	9.3	17	39	92	3.0
HyClass115W	1001	100	9.0	2	7	59	1.6
HyClass125W	1042	100	9.7	3	33	82	2.5
HyClass154W	1124	100	10.0	8	23	80	2.6
DL Seeds Inc. / Rubisco Seeds LLC							
Baldur	879	95	7.0	8	15	73	1.9
Dimension	1308	100	9.7	12	27	91	3.0
Dynastie	797	97	9.8	16	41	75	2.1
Flash	838	97	9.5	18	24	83	2.6
Hornet	981	83	9.0	14	50	94	3.0
Safran	981	98	8.8	12	47	73	2.1
Sitro	511	95	8.8	43	20	88	2.9
Visby	1287	100	9.7	20	30	85	2.1
High Plains Crop Development							
Claremore CL	981	100	10.0	20	19	81	2.3
HPX-7228	858	95	7.0	27	17	98	3.1
HPX-7341	1328	100	9.3	2	15	64	1.8
Kansas State University							
Kiowa	1001	98	8.8	7	32	71	2.1
KS4083	1001	100	9.8	5	24	78	2.3
KS4426	736	100	9.3	2	10	66	1.6
KS4428	1124	100	9.2	5	23	70	1.9
Riley	1369	100	9.7	4	15	78	2.0
Sumner	858	100	10.0	26	29	84	2.1
Wichita	1308	100	9.8	11	35	89	2.8
MOMONT							
Chrome	1328	100	8.5	3	38	92	2.7
Hybrilux	429	93	8.7	43	23	81	2.7
Hybristar	429	80	7.2	57	54	91	2.8
Hybrisurf	306	90	7.0	33	39	76	2.2
Kadore	1287	100	9.3	37	17	45	1.1
MH06E10	572	98	7.7	28	50	100	3.7
MH06E11	940	82	9.0	35	32	93	2.9
MH06E4	817	92	8.5	35	51	92	2.8
Monsanto / DEKALB							
DKW41-10	797	100	9.3	0	10	61	1.6
DKW44-10	1042	97	8.7	12	22	82	2.5
DKW46-15	1185	100	9.7	2	20	76	2.2
DKW47-15	899	98	8.8	8	20	82	2.5

Table 28. Reaction of winter canola genotypes to Blackleg and Winter Decline Syndrome at Lake Carl Blackwell, OK

Name	Yield (lb/a) ¹	Winter Survival (%)	Fall Stand	Winter Decline Syndrome ²		Blackleg	
	(2011)	(2011)	(0-10)	(4/28/2011)	(6/13/2011)	Incidence ³	Severity ⁴
Technology Crops International							
Rossini	1124	100	9.7	3	49	76	2.3
TCI805	838	93	9.3	32	27	97	3.5
TCI806	593	97	9.3	32	42	90	2.9
University of Idaho							
Amanda	797	100	8.7	13	36	85	2.7
Athena	450	100	8.7	13	57	96	3.0
Durola	470	98	9.0	20	37	75	2.3
Virginia State University							
Virginia	552	95	7.8	1	61	90	2.9
VSX-3	981	95	8.3	1	45	77	2.5
CV	40	174	---	113	62	17	26.3
LSD	658	14	3.0	28	44	23	1.0

Bold: Superior LSD group. Unless two entries differ by more than the LSD, little confidence can be placed in one being superior to the other.

¹In addition to disease pressure, yields were negatively affected by severe drought conditions; therefore, use this data with discretion.

²Winter decline syndrome is rated as the percentage of plants showing disease symptoms.

³Incidence is rated as the percentage of diseased plants.

⁴Severity is rated as 0=no disease and 5=complete stem girdling.

Table 29. Seed sources for entries in the 2010-2011 National Winter Canola Variety Trial

Brand/Name	Type ¹	Trait ²	Release Date	Sd Trt ³	Brand/Name	Type ¹	Trait ²	Release Date	Sd Trt ³
Kansas State University Canola Breeding Program					University of Idaho				
Michael J. Stamm (mjstamm@ksu.edu)					Jack Brown (jbrown@uidaho.edu)				
KS4083	OP	---	---	H	Amanda	OP	---	---	H
KS4426	OP	---	---	H	Athena ⁴	OP	---	2000	H
KS4428	OP	---	---	H	Durola	OP	⁵ HEAR	---	H
Kiowa	OP	---	2008	H	Croplan Genetics				
Sumner	OP	SU	2003	H	Mark Torno (mtorno@landolakes.com)				
Riley	OP	---	2010	H	HyClass 110W	OP	RR	2008	P
Wichita	OP	---	1999	H	HyClass 115W	OP	RR/SURT	2008	H
DL Seeds Inc. (Brand)					HyClass 125W				
Kevin McCallum (kevin.mccallum@dlseeds.ca)					HyClass 154W				
Rubisco Seeds LLC (Marketer)					Hyb				
Claire Caldbeck (info@rubiscoseeds.com)					RR				
Baldur	Hyb	---	2004	H	Monsanto / DEKALB				
Dimension	Hyb	---	2008	H	Ryan Bartlett (ryan.k.bartlett@monsanto.com)				
Dynastie	Hyb	---	2007	H	DKW41-10	OP	RR	2008	H
Flash	Hyb	---	2007	H	DKW44-10	OP	RR	2009	H
Hornet	Hyb	---	2008	H	DKW46-15	OP	RR/SURT	2008	H
Safran	Hyb	---	2008	H	DKW47-15	OP	RR/SURT	2008	H
Sitro	Hyb	---	2007	H	Virginia State University Agricultural Experiment Station				
Visby	Hyb	---	2008	H	Dr. Harbans Bhardwaj (hbhardwj@vsu.edu)				
High Plains Crop Development					Virginia				
Dr. Charlie Rife (charlie@highplainscd.com)					VSX-3				
Claremore CL	OP	IMI	2011	H	Technology Crops International				
HPX-7228	OP	---	---	H	Blaise Boyle (Bboyle@techcrops.com)				
HPX-7341	OP	---	---	H	Rossini	H	HEAR	2009	H
MOMONT, France					TCI805				
Dr. Thierry Momont (tmomont@momont.com)					TCI806				
Chrome	Hyb	---	2010	H	Alabama A&M University				
Hybrilux	Hyb	---	2009	H	Dr. Ernst Cebert (ernst.cebert@aamu.edu)				
Hybristar	Hyb	---	2006	H	AAMU-6-07	OP	---	---	H
Hybrisurf	Hyb	---	2008	H	AAMU-33-07	OP	---	---	H
Kadore	OP	---	2007	H	AAMU-62-07	OP	---	---	H
MH06E10	Hyb	---	---	H	AAMU-64-07	OP	---	---	H
MH06E11	Hyb	---	---	H	Footnotes:				
MH06E4	Hyb	---	---	H	¹ Type: OP = open pollinated, Hyb = hybrid.				
					² Trait: RR = Roundup Ready, IMI = imidazolinone resistant, SU and SURT = sulfonylurea carryover tolerant.				
					³ Sd Trt = Seed treatment (H = Helix XTra, P = Prosper FX).				
					⁴ Athena is marketed by AAP USA, Liam Cardiff (wpcardiff@aol.com).				
					⁵ HEAR = High Erucic Acid Rapeseed. Contains greater than 2% erucic acid in the processed oil. Can be used only for industrial purposes. By definition, HEAR is not canola.				

Senior Authors

Michael Stamm, Dept. of Agronomy, Kansas State University, Manhattan

Scott Dooley, Dept. of Agronomy, Kansas State University, Manhattan

Other Contributors

Sangu Angadi, New Mexico State University, Clovis
Dick Auld, Texas Tech University, Lubbock
Abdel Berrada, Colorado State University, Yellow Jacket
Harbans Bhardwaj, Virginia State University, Petersburg
Mark Boyles, Oklahoma State University, Stillwater
James Buck, University of Georgia, Griffin
Shaun Casteel, Purdue University, Lafayette
Ernst Cebert, Alabama A&M University, Normal
Gary Cramer, Kansas State University, Wichita
Heather Darby, University of Vermont, St. Albans
Jeffery Davidson, Colorado State University, Rocky Ford
Don Day, John Gassett, Mitch Gilmer, and Gary Ware,
University of Georgia, Griffin
Dennis Delaney, Auburn University, Auburn, Alabama
Paul DeLaune, Texas AgriLife Research, Vernon
Robert Duncan, Texas A&M University, College Station
Nurhan Dunford, Oklahoma State University, Stillwater
Robert Flynn, New Mexico State University, Artesia
Russell Freed, Michigan State University, East Lansing
Chad Godsey, Oklahoma State University, Stillwater
William Heer, Kansas State University, Hutchinson
Jonathon Holman, Kansas State University, Garden City
Scot Hulbert, Washington State University, Pullman
Burton Johnson, North Dakota State University, Fargo
Jerry Johnson and Jim Hain, Colorado State University,
Ft. Collins

Bruce Kirksey, Agricenter International, Memphis, Tennessee
Rick Kochenower, Oklahoma State University, Goodwell
James Krall and Jerry Nachtman, University of Wyoming, Lingle
Dale Ladd, Kansas State University, McPherson
David Lee, Rutgers University, Woodstown
Kevin Larson, Colorado State University, Walsh
Edwin Lentz, The Ohio State University, Findlay
Chuck Mansfield, Vincennes University, Vincennes
Heather Mason, Montana State University, Kalispell
Perry Miller, Montana State University, Bozeman
Peter Nelson, BioDimensions, Memphis, Tennessee
Mick O'Neill and Curtis Owen, New Mexico State University,
Farmington
Steve Quiring, University of Minnesota, Lamberton
Charlie Rife, High Plains Crop Development, Torrington,
Wyoming
Michael Schmidt and Cathy Schmidt, Southern Illinois
University, Carbondale
Robert Schrock, Kiowa, KS
David Starner, Virginia Tech University, Orange
Calvin Trostle and Sean Wallace, Texas AgriLife Extension
Service, Lubbock
Kimberly Tungate, North Carolina State University, Raleigh
Dennis West, University of Tennessee, Knoxville
William Wiebold and Howard Mason, University of Missouri,
Columbia
John Damicone, Oklahoma State University, Stillwater

Copyright 2012 Kansas State University Agricultural Experiment Station and Cooperative Extension Service. These materials may be freely reproduced for educational purposes. All other rights reserved. In each case, give credit to the author(s), 2011 National Winter Canola Variety Trial, Kansas State University, January 2012. Contribution no. 12-274-S from the Kansas Agricultural Experiment Station.

Brand names appearing in this publication are for product identification purposes only. No endorsement is intended, nor is criticism implied of similar products not mentioned.

Publications from Kansas State University are available at:
www.ksre.ksu.edu

Kansas State University Agricultural Experiment Station and Cooperative Extension Service