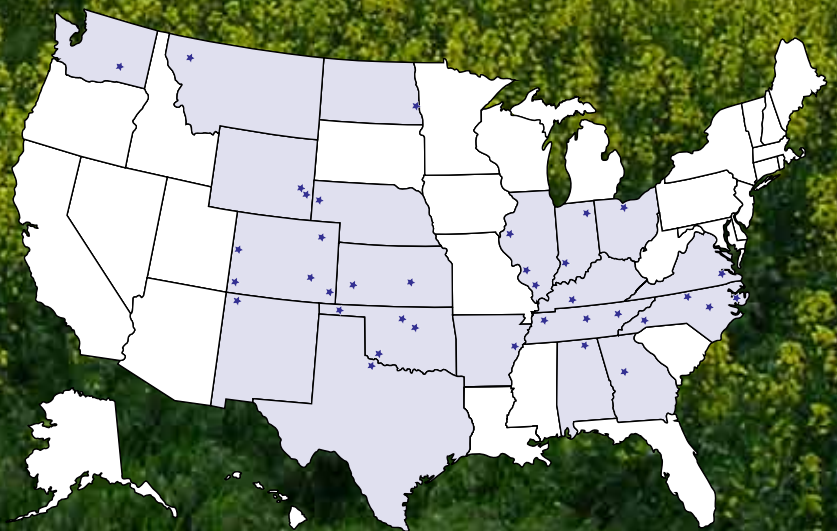


2008 National Winter Canola Variety Trial

Report of Progress 1009



**Kansas State University
Agricultural Experiment Station
and Cooperative Extension Service**



2008 National Winter Canola Variety Trial

Table of Contents

Introduction, Objectives, Procedures, 2007-2008 Growing Conditions.....	1
Test Locations, Results, Acknowledgments	2
RESULTS FROM THE 2008 NATIONAL WINTER CANOLA VARIETY TRIALS	
Meridianville, AL, Table 1	3
Marianna, AR, Table 2	5
Griffin, GA, Table 3.....	7
Clayton, NC, Table 4	9
Reidsville, NC, Table 5.....	11
Fletcher, NC, Table 6.....	13
Plymouth, NC, Table 7	15
Petersburg, VA, Table 8.....	17
Southeast Winter Canola Summary, 2004-2008, Figure 1	19
Belleville, IL, Table 9	21
Carbondale, IL, Table 10	23
Macomb, IL, Table 11	25
Columbia City, IN, Table 12.....	26
Vincennes, IN, Table 13	28
Russellville, KY, Table 14.....	30
Fremont, OH, Table 15	32
Knoxville, TN, Table 16	33
Milan, TN, Table 17.....	35
Springfield, TN, Table 18.....	37
Midwest Winter Canola Summary, 2004-2008, Figure 2	39
Akron, CO, Table 19.....	41
Fruita, CO, Table 20	43
Rocky Ford, CO, Table 21	45
Walsh, CO, Table 22.....	47
Yellow Jacket, CO, Table 23	49
Garden City, KS, Table 24.....	51
Hesston, KS, Table 25	53
Scottsbluff, NE, Table 26.....	55
Farmington, NM, Table 27	57
Enid, OK, Table 28	59
Goodwell, OK, Table 29	61
Perkins, OK, Table 30.....	63
Tipton, OK, Table 31	65
Chillicothe, TX, Table 32	67
Great Plains Winter Canola Summary, 2004-2008, Figure 3	69
Creston, MT, Table 33	71
Prosper, ND, Table 34	72
Othello, WA, Table 35.....	73
Lingle, WY, Table 36	75
Torrington, WY, Table 37	77
Northern Winter Canola Summary, 2004-2008, Figure 4	79
Blackleg Evaluations, Table 38	81
Seed Sources for NWCVT Entries, Table 39	82

2008 National Winter Canola Variety Trial

Introduction

Winter canola production is a good fit for small-grains cropping systems because both use the same equipment. Canola is an excellent crop to rotate with winter wheat. Subsequent wheat crops have shown a 10% or greater increase in yield following canola. Canola is a broadleaf crop, which allows use of more effective herbicides to control grassy winter annual weeds. Canola and wheat have no major diseases in common, so growing canola breaks weed and disease cycles. Because canola is an oilseed, its commodity price is not tied to prices of cereal grains, which spreads economic risk over more than one commodity class.

Objectives

Objectives of the National Winter Canola Variety Trial (NWCVT) are to evaluate germplasm over a wide range of environments, determine where released varieties and experimental lines are best adapted, and increase visibility of winter canola across the nation. Information obtained from these trials aids producers with variety selection. Over the years, the number of environments and entries tested in this trial have increased. The trial is planted at locations in the Great Plains, Midwest, Northern Plains, and Southeast. The wide diversity of environments has improved our knowledge and understanding of winter canola variety performance.

Procedures

The NWCVT was distributed to 66 locations in 28 states during the 2007-2008 growing season. There were 60 entries; 25 of these are marketed in the United States, and 35 are experimental. These entries were provided by 10 global seed suppliers. All entries in the trial were treated with either Helix Xtra or Prosper FX to control insects and diseases during winter months. Two new seed

companies participated in the trial: Blue Sun Biodiesel and Winfield Solutions/Croplan Genetics. The trial continues in the 2008-2009 growing season and includes 52 entries. Eleven seed suppliers contributed to the trial, and distribution was 64 locations in 29 states.

Management guidelines were supplied to each cooperator, but previous experience in the regions influenced final management decisions. Agronomic information, site descriptions, and growing conditions are described for each location. All trials were planted in small research plots (approximately 100 ft²) and replicated three times. The University of Idaho Brassica Research Program in Moscow, ID, performed total oil analyses. Results for yield and winter survival at some locations include 2-year summaries. Entries are listed highest to lowest by grain yield.

2007-2008 Growing Conditions

Temperature and precipitation data are plotted at the top of the page for each location. Thick black lines on the temperature graphs represent long-term average high and low temperatures (°F) for the location. The upper thin line represents actual daily high temperatures, and the lower thin line represents actual daily low temperatures. On the precipitation graph, the line labeled "normal" represents long-term average precipitation, and the line labeled "07-08" represents actual precipitation.

In general, the 2007-2008 growing season was a great success. Plants established well at the majority of locations. Most locations had excellent stands and adequate growth before winter. Differential winterkill was observed where winter conditions were more severe. Despite colder temperatures, winter survival was excellent at most locations, indicating that entries had improved survival. Over the years, winter canola has shown a tremendous capacity

to recover following unfavorable weather. Extremely high seed yields were achieved in top-yielding environments where moisture was not limiting.

Test Locations

Six universities were new cooperators in the 2007-2008 variety trial: Iowa State University, University of Maryland, University of Tennessee, Utah State University, Washington State University, and Western Illinois University.

Of the trials distributed, nine locations were lost to winterkill, five to poor establishment, and two to severe weather. Severe weather affected data quality at other locations as well. Thirty-seven locations in 20 states were harvested and included in this report: Meridianville, AL; Marianna, AR; Akron, Fruita, Rocky Ford, Walsh, and Yellow Jacket, CO; Griffin, GA; Belleville, Carbondale, and Macomb, IL; Columbia City and Vincennes, IN; Garden City and Hesston, KS; Russellville, KY; Creston, MT; Clayton, Fletcher, Plymouth, and Reidsville, NC; Scottsbluff, NE; Prosper, ND; Farmington, NM; Fremont, OH; Enid, Goodwell, Perkins, and Tipton, OK; Knoxville, Milan, and Spring Field, TN; Chillicothe, TX; Petersburg, VA; Othello, WA; Lingle and Torrington, WY. Parsons, KS, and Columbia, MO, were harvested, but the data quality was very poor and therefore not included.

Results

The “percentage of test average” yield calculation is included in this year’s results. This relative yield calculation allows for some comparison of performance across environments. Entries yielding more than 100% of the test average across multiple locations merit some consideration.

Two entries, Jetton and Plainsman, had extremely poor germination, and data for these entries should be used with caution. As a result, Plainsman and Jetton were dropped as standards, and Kronos, Virginia, and Wichita

were used instead. Regional summary tables were created with data from 2004 to 2008.

Overall yields were higher than in the 2006-2007 growing season and generally above average in the Midwest and Northern Plains. Fourteen of 37 harvested locations averaged greater than 2,000 lb/acre, and 25 included at least one line with yield greater than 2,000 lb/acre. Irrigated locations yielded extremely well in Colorado, Nebraska, New Mexico, Washington, and Wyoming. Dryland locations in Alabama, Arkansas, Illinois, Kentucky, Montana, and North Dakota yielded favorably.

Winter hardiness is an important trait to consider when selecting a winter canola cultivar. This trait has been improved over the past several years, but variability still exists where differential winterkill occurs. Eighteen locations showed differential winterkill among varieties. Several experimental lines averaged higher winter survival than check cultivars in the Great Plains, showing good potential for cultivars with improved survival. Winter canola cultivars should have consistent survival across multiple environments before being considered for commercialization. Winter canola varieties and hybrids under evaluation are resistant to the blackleg fungus (Table 38).

Acknowledgments

This work was funded in part by the National Canola Research Program; United States Department of Agriculture; Cooperative State Research, Education, and Extension Service; Oklahoma Agricultural Experiment Station, and Kansas Agricultural Experiment Station. Assistant scientist Cynthia La Barge and student workers Denton Bailey, Lindsay Van Allen, and Ryan Westerman assisted with planting, care, harvest, and data preparation for these tests. Sincere appreciation is extended to all participating researchers who have a dedicated interest in expanding winter canola production.

Meridianville, Alabama

Ernst Ceibert, Alabama A&M University
 Planted: 10/2/2007 at 6 lbs/a in 7.5 in. rows
 Harvested: 6/16/2008
 Herbicides: Trifluralin 2.5 qt/a
 Insecticides: None
 Irrigation: None
 Previous Crop: Fallow
 Soil Test: P=32 ppm, K=320 ppm, and pH= 5.6
 Fertilizer: 6.5-6.5-6.5 lbs N-P-K fertilizer in fall
 54.4-0-0 lbs N-P-K fertilizer in spring
 Soil Type: Decatur silty clay loam
 Elevation: 624 ft Latitude: 34°35'N
 Comments:

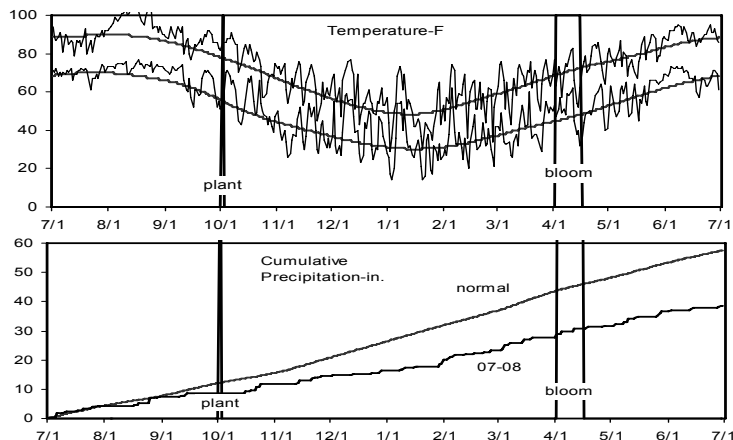


Table 1. Results from the 2008 National Winter Canola Variety Trial at Meridianville, AL

Name	Yield (lbs/a)			Yield % of test avg.			Fall			Plant					
	2008	2007	2-Yr.	2008	2008	2007	2-Yr.	Stand (0-10)	Bloom (d)	Maturity (d)	Height (in.)	Lodging (%)	Shatter (%)	Moisture (%)	Oil (%)
Sitro	4268	1136	2702	136	100	---	---	9.7	97	159	55	6.7	0.0	7.3	40.9
Hybristar	4064	698	2381	129	100	---	---	8.7	99	159	54	0.0	0.0	6.8	41.7
Hybrigold	3929	1334	2632	125	100	---	---	8.3	95	163	55	0.0	0.0	7.1	42.5
Safran	3916	---	---	125	100	---	---	9.0	98	160	53	0.0	0.0	7.4	41.1
KS3077	3861	2014	2937	123	100	---	---	9.7	100	160	62	0.0	0.0	7.4	40.7
Hybrisurf	3827	---	---	122	100	---	---	9.0	96	162	54	0.0	0.0	7.1	40.5
KS3254	3765	1853	2809	120	100	---	---	9.3	98	160	56	0.0	0.0	7.4	41.2
CWH095	3671	---	---	117	100	---	---	9.3	100	160	52	0.0	0.0	7.5	40.8
ARC98007	3669	1298	2484	117	100	---	---	10.0	95	162	60	0.0	1.7	7.4	41.5
DSV07100	3638	---	---	116	100	---	---	9.0	100	160	50	0.0	0.0	7.8	40.2
CWH081	3631	---	---	116	100	---	---	9.3	98	159	54	0.0	0.0	7.5	42.1
Forza	3609	---	---	115	100	---	---	8.7	99	160	52	0.0	0.0	7.4	42.0
ARC97018	3605	---	---	115	100	---	---	9.3	99	162	56	0.0	0.0	7.2	43.9
KS4022	3570	1381	2476	114	100	---	---	9.7	96	160	55	0.0	0.0	7.2	41.8
KS9135	3555	2285	2920	113	100	---	---	8.3	100	160	56	0.0	0.0	7.3	40.9
Dimension	3537	---	---	113	100	---	---	9.0	95	159	52	0.0	0.0	7.1	41.0
KS4085	3537	1729	2633	113	100	---	---	8.3	97	161	58	0.0	0.0	7.2	41.8
KS3074	3495	1893	2694	111	100	---	---	9.7	97	160	55	0.0	0.0	7.4	40.7
Flash	3471	1244	2358	111	100	---	---	9.7	100	160	54	0.0	0.0	7.3	42.0
Wichita	3461	1535	2498	110	100	---	---	9.0	97	161	53	0.0	0.0	7.1	41.3
ARC2180-1	3457	787	2122	110	100	---	---	9.3	96	162	57	16.7	0.0	7.2	42.7
46W14	3447	---	---	110	100	---	---	9.7	95	161	57	0.0	2.3	7.5	42.9
KS7436	3436	1386	2411	109	100	---	---	9.3	96	160	58	0.0	0.0	7.3	39.1
KS3302	3366	1238	2302	107	100	---	---	9.3	100	160	54	0.0	0.0	7.5	43.4
Kadore	3363	2276	2820	107	100	---	---	9.7	101	161	48	0.0	0.0	7.2	41.1
Abilene	3340	759	2049	106	100	---	---	9.0	98	162	57	0.0	0.0	7.5	41.8
KS4158	3300	---	---	105	100	---	---	8.7	98	159	52	0.0	0.0	7.3	40.5
46W99	3299	---	---	105	100	---	---	8.7	96	159	54	0.0	0.0	7.3	42.5
HyClass 115W	3223	---	---	103	100	---	---	9.7	92	161	50	0.0	0.0	7.1	41.9
Baldur	3159	1066	2112	101	100	---	---	8.3	99	161	55	0.0	0.0	7.7	42.2
CWH116	3141	---	---	100	100	---	---	8.7	102	160	50	0.0	0.0	7.4	40.8
Virginia	3134	611	1873	100	100	---	---	9.3	94	160	50	0.0	0.0	7.3	41.0
Visby	3098	---	---	99	100	---	---	8.3	96	159	52	1.7	1.7	7.6	41.2
DKW47-15	3080	---	---	98	100	---	---	9.0	96	159	51	0.0	0.0	7.2	43.3
45D03	3068	---	---	98	100	---	---	9.0	97	160	50	0.0	0.0	7.2	43.0
HyClass 110W	3014	---	---	96	100	---	---	9.7	95	162	49	1.7	0.0	7.4	40.5
CWH111	2918	---	---	93	100	---	---	9.3	92	160	47	0.0	1.7	7.2	41.4
ARC97019	2916	1398	2157	93	100	---	---	8.3	100	159	59	0.0	0.0	7.5	42.0
DKW46-15	2915	---	---	93	100	---	---	9.3	96	159	54	16.7	0.0	7.0	40.3
BSX-501	2910	---	---	93	100	---	---	9.0	99	161	56	0.0	0.0	7.1	42.2
HyClass 154W	2896	1223	2060	92	100	---	---	8.7	100	160	51	0.0	0.0	7.4	41.7

Table 1. Results from the 2008 National Winter Canola Variety Trial at Meridianville, AL

Name	Yield (lbs/a)			Yield % of test avg. 2008	Winter Survival (%)			Fall	50%	Maturity (d)	Plant				Oil (%)
	2008	2007	2-Yr.		2008	2007	2-Yr.	Stand (0-10)	Bloom (d)		Height (in.)	Lodging (%)	Shatter (%)	Moisture (%)	
ARC98015	2890	992	1941	92	100	---	---	9.0	96	161	61	0.0	0.0	7.1	42.3
KS3132	2884	1656	2270	92	100	---	---	9.3	102	160	54	0.0	0.0	7.1	42.0
DKW45-10	2858	---	---	91	98	---	---	9.0	98	161	48	0.0	0.0	7.1	41.1
CWH633	2832	---	---	90	100	---	---	9.7	96	159	54	0.0	0.0	7.5	40.5
KS3018	2775	1275	2025	88	100	---	---	8.7	96	160	55	0.0	1.7	7.4	40.5
Satori	2740	1242	1991	87	100	---	---	8.7	97	159	48	0.0	0.0	7.4	42.0
Ceres	2722	1248	1985	87	100	---	---	9.3	100	160	49	0.0	1.7	7.4	42.8
NPZ0791RR	2707	617	1662	86	100	---	---	8.7	97	159	49	1.7	0.0	7.6	41.4
Taurus	2704	805	1754	86	100	---	---	9.0	92	160	51	0.0	0.0	7.5	40.8
DKW41-10	2702	---	---	86	100	---	---	8.7	94	159	47	3.3	0.0	7.3	41.3
DKW13-69	2676	---	---	85	100	---	---	9.7	97	161	51	6.7	1.7	7.4	40.6
Kronos	2618	1449	2034	83	100	---	---	9.0	101	160	50	0.0	0.0	7.7	41.2
Rally	2551	1142	1846	81	97	---	---	8.3	100	160	52	0.0	0.0	7.1	40.8
BSX-567	2458	---	---	78	98	---	---	8.3	102	162	54	0.0	0.0	7.0	43.1
Summer	2292	825	1559	73	100	---	---	8.3	103	159	49	0.0	0.0	7.5	40.9
Hornet	2286	1061	1674	73	100	---	---	8.3	100	160	52	0.0	0.0	7.4	42.1
Plainsman	2003	1695	1849	64	98	---	---	8.3	99	161	56	0.0	1.7	7.5	41.8
HyClass 107W	1869	---	---	60	100	---	---	7.7	101	160	50	0.0	0.0	7.4	41.9
Jetton	1283	947	1115	41	97	---	---	7.7	105	163	58	0.0	1.7	7.7	40.6
Mean	3140	---	---	---	100	---	---	8.9	98	160	53	0.9	0.3	7.3	41.5
CV	22	---	---	---	1	---	---	8.8	4	1	7	632.0	422.0	4.6	1.7
LSD (0.05)	1095	---	---	---	NS	---	---	NS	6	NS	6	NS	NS	NS	1.4

Bold - Superior LSD Group - Unless two entries differ by more than the LSD, little confidence can be placed in one being superior to the other. Bloom is recorded as the date after January 1 when 50% of plants have one or more open flowers. Maturity is recorded as the date after January 1 when 90% of plants have reached mature color.

Marianna, Arkansas

Robert Bacon and Jim Kelly, University of Arkansas

Planted: 10/2/2007
 Harvested: 6/18/2008
 Herbicides: Trifluralin 1 pt/a
 Insecticides: None
 Irrigation: None
 Previous Crop: NA
 Fertilizer: 46-46-0 lbs N-P-K fertilizer in fall
 120-0-0-24 lbs N-P-K-S fertilizer in spring
 Soil Type: Loring silt loam
 Elevation: 234 ft Latitude: 34°45' N
 Comments:

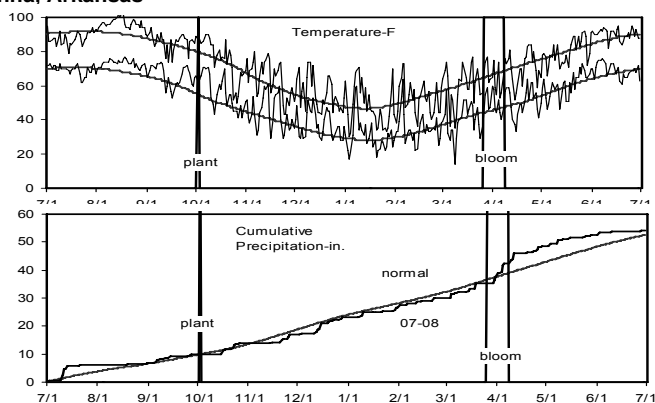


Table 2. Results from the 2008 National Winter Canola Variety Trial at Marianna, AR

Name	Yield (lbs/a)			Yield % of test				Shatter (%)	50% Bloom (d)	Test Weight (lbs/bu)	Oil (%)
	2008	2007	2-Yr.	2008	2008	2007	2-Yr.				
CWH081	3288	2476	2882	150	---	---	---	---	30-Mar	53.0	39.3
HyClass 154W	3037	---	---	138	---	---	---	---	28-Mar	52.3	39.4
Safran	2913	2435	2674	133	---	---	---	---	26-Mar	52.6	39.5
Flash	2876	---	---	131	---	---	---	---	27-Mar	52.0	40.3
KS3018	2734	---	---	125	---	---	---	---	31-Mar	53.3	37.8
KS4022	2660	2022	2341	121	---	---	---	---	26-Mar	52.5	38.9
Forza	2660	2590	2625	121	---	---	---	---	31-Mar	52.8	37.4
Hybristar	2643	---	---	120	---	---	---	---	31-Mar	52.8	38.4
KS3074	2612	---	---	119	---	---	---	---	28-Mar	53.1	37.3
DSV07100	2585	2589	2587	118	---	---	---	---	28-Mar	53.2	38.4
KS3302	2584	---	---	118	---	---	---	---	29-Mar	52.4	39.4
ARC98007	2583	1945	2264	118	---	---	---	---	28-Mar	50.7	38.2
ARC97018	2582	---	---	118	---	---	---	---	31-Mar	52.5	38.6
ARC2180-1	2580	2441	2510	118	---	---	---	---	28-Mar	52.2	38.4
KS9135	2570	1922	2246	117	---	---	---	---	1-Apr	51.6	38.5
Sumner	2558	2807	2683	117	---	---	---	---	1-Apr	52.7	37.2
NPZ0791RR	2553	2323	2438	116	---	---	---	---	30-Mar	52.5	39.1
Sitro	2524	2209	2367	115	---	---	---	---	29-Mar	52.5	38.2
Kadore	2486	2579	2533	113	---	---	---	---	1-Apr	52.5	37.1
HyClass 110W	2483	---	---	113	---	---	---	---	27-Mar	52.2	37.3
Hornet	2476	---	---	113	---	---	---	---	31-Mar	52.3	39.2
DKW45-10	2473	2636	2555	113	---	---	---	---	5-Apr	53.1	37.4
Wichita	2472	2387	2430	113	---	---	---	---	30-Mar	52.0	37.8
Baldur	2430	---	---	111	---	---	---	---	29-Mar	52.2	37.9
Kronos	2425	2382	2403	110	---	---	---	---	26-Mar	52.7	38.5
Dimension	2422	---	---	110	---	---	---	---	28-Mar	52.5	39.2
BSX-501	2401	2519	2460	109	---	---	---	---	29-Mar	53.1	37.9
KS3077	2395	2170	2282	109	---	---	---	---	29-Mar	51.5	38.2
CWH095	2375	2463	2419	108	---	---	---	---	29-Mar	52.5	39.4
KS3132	2352	2225	2289	107	---	---	---	---	27-Mar	52.7	38.1
ARC98015	2348	2488	2418	107	---	---	---	---	1-Apr	52.5	38.4
46W99	2335	2252	2293	106	---	---	---	---	27-Mar	52.4	39.6
KS4085	2308	2480	2394	105	---	---	---	---	30-Mar	52.8	38.0
CWH633	2213	2267	2240	101	---	---	---	---	27-Mar	51.9	37.7
Hybrisurf	2212	2285	2248	101	---	---	---	---	27-Mar	51.8	37.2
Virginia	2205	---	---	100	---	---	---	---	7-Apr	53.2	39.1
CWH111	2139	2509	2324	97	---	---	---	---	2-Apr	52.4	37.1
KS7436	2104	---	---	96	---	---	---	---	26-Mar	52.1	38.2
DKW41-10	2093	1969	2031	95	---	---	---	---	28-Mar	51.9	37.2
Visby	2070	2405	2238	94	---	---	---	---	30-Mar	52.9	38.4
DKW47-15	2034	---	---	93	---	---	---	---	25-Mar	52.8	38.5
KS3254	2002	---	---	91	---	---	---	---	30-Mar	52.1	38.7
DKW13-69	1979	2379	2179	90	---	---	---	---	31-Mar	51.3	37.6

Table 2. Results from the 2008 National Winter Canola Variety Trial at Marianna, AR

Name	Yield (lbs/a)			Yield % of test				Shatter (%)	50% Bloom (d)	Test Weight (lbs/bu)	Oil (%)
	2008	2007	2-Yr.	avg. 2008	2008	2007	2-Yr.				
Rally	1934	---	---	88	---	---	---	---	29-Mar	52.7	38.0
Ceres	1931	---	---	88	---	---	---	---	26-Mar	52.3	38.8
Hybrigold	1823	---	---	83	---	---	---	---	26-Mar	52.7	39.7
HyClass 107W	1823	2126	1974	83	---	---	---	---	30-Mar	51.2	36.9
Jetton	1811	---	---	83	---	---	---	---	27-Mar	52.4	36.9
46W14	1805	2634	2219	82	---	---	---	---	1-Apr	52.1	38.5
ARC97019	1794	---	---	82	---	---	---	---	29-Mar	52.2	39.1
KS4158	1675	2214	1944	76	---	---	---	---	26-Mar	53.0	40.1
CWH116	1629	---	---	74	---	---	---	---	28-Mar	51.2	36.3
Abilene	1522	2669	2095	69	---	---	---	---	1-Apr	52.7	37.4
BSX-567	1402	---	---	64	---	---	---	---	26-Mar	52.3	37.1
Plainsman	1387	---	---	63	---	---	---	---	29-Mar	50.5	36.2
Satori	1386	---	---	63	---	---	---	---	29-Mar	51.6	36.0
45D03	1184	2291	1737	54	---	---	---	---	29-Mar	51.5	38.0
HyClass 115W	1147	---	---	52	---	---	---	---	3-Apr	51.3	37.7
DKW46-15	976	1864	1420	44	---	---	---	---	1-Apr	52.0	37.4
Taurus	666	2119	1393	30	---	---	---	---	27-Mar	52.3	38.1
Mean	2195	---	---	---	---	---	---	---	29-Mar	52.3	38.1
CV	17	---	---	---	---	---	---	---	0.7	1.3	2.5
LSD (0.05)	612	---	---	---	---	---	---	---	4	1.1	1.9

Bold - Superior LSD Group - Unless two entries differ by more than the LSD, little confidence can be placed in one being superior to the other. Bloom is recorded as the date after January 1 when 50% of plants have one or more open flowers.

Don Day, John Gassett, and Gary Ware
University of Georgia at Griffin

Planted: 10/8/2007 at 5 lbs/a in 7-in. rows
Harvested: 6/19/2008
Herbicides: None
Insecticides: None
Irrigation: None
Previous Crop: Wheat
Soil Test: P=Medium, K=High, and pH=5.7
Fertilizer: 49-98-147 lbs N-P-K fertilizer in fall
93-0-0 lbs N-P-K fertilizer in spring
Soil Type: Cecil clay loam
Elevation: 924 ft Latitude: 33°16'N
Comments:

Griffin, Georgia

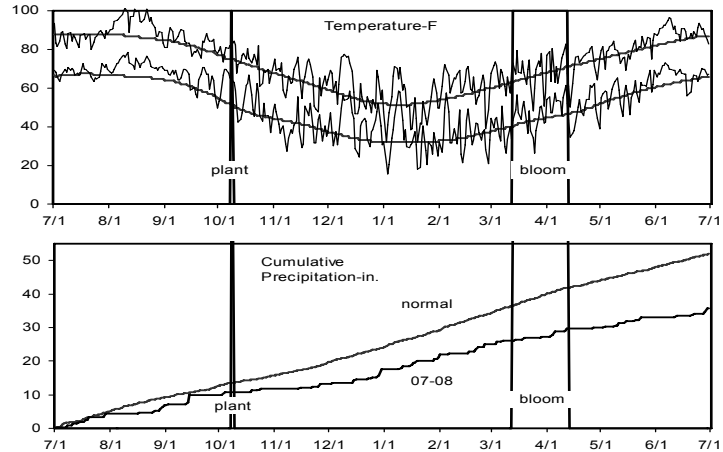


Table 3. Results from the 2008 National Winter Canola Variety Trial at Griffin, GA

Name	Yield (lbs/a)			Yield (% of test avg.)			50% Plant			Lodging (0-5)	Shatter (%)	Oil (%)	
	2008	2007	2-Yr.	2008	2008	2007	2-Yr.	Bloom (day)	Maturity (day)				Height (in.)
BSX-501	1954	---	---	190	100	---	---	3-Apr	---	59	1.0	12	40.6
Safran	1939	---	---	189	100	---	---	9-Apr	---	56	1.4	7	40.4
Sitro	1792	1911	1852	175	100	---	---	6-Apr	---	49	2.4	10	42.5
DWK47-15	1533	---	---	149	100	---	---	5-Apr	---	62	3.0	30	40.2
Hornet	1506	1573	1540	147	75	---	---	8-Apr	---	54	1.9	12	41.9
KS4158	1477	---	---	144	72	---	---	7-Apr	---	58	2.2	47	39.9
Sumner	1465	1685	1575	143	100	---	---	29-Mar	---	55	1.1	25	40.3
CWH633	1346	---	---	131	80	---	---	6-Apr	---	54	2.2	45	40.9
Hybristar	1337	---	---	130	100	---	---	7-Apr	---	57	2.2	27	40.8
HyClass 110W	1332	---	---	130	100	---	---	2-Apr	---	55	1.5	43	41.4
KS4085	1332	1783	1558	130	100	---	---	7-Apr	---	59	1.5	22	40.5
Hybrisurf	1293	---	---	126	100	---	---	6-Apr	---	59	1.6	13	42.3
Rally	1285	---	---	125	100	---	---	8-Apr	---	52	3.2	13	40.3
Virginia	1254	1813	1534	122	100	---	---	3-Apr	---	44	1.0	10	40.7
KS3074	1242	1690	1466	121	100	---	---	7-Apr	---	59	2.0	18	39.3
Kadore	1230	1846	1538	120	77	---	---	10-Apr	---	51	1.0	42	38.9
P99.603.5 ^b	1203	---	---	117	100	---	---	13-Mar	---	49	1.9	12	---
KS3302	1199	1550	1375	117	92	---	---	6-Apr	---	55	1.1	32	41.4
DKW45-10	1192	---	---	116	100	---	---	31-Mar	---	52	4.2	20	39.6
CWH081	1189	---	---	116	100	---	---	8-Apr	---	58	1.0	20	40.0
HyClass 115W	1185	---	---	115	77	---	---	6-Apr	---	53	1.6	37	38.4
KS3018	1184	1863	1524	115	100	---	---	5-Apr	---	45	1.8	35	40.3
KS4022	1127	1453	1290	110	100	---	---	8-Apr	---	55	1.2	17	39.7
Flash	1124	1865	1495	110	58	---	---	5-Apr	---	53	1.9	10	42.0
P99.603.8 ^b	1112	---	---	108	100	---	---	13-Mar	---	44	2.3	18	---
NPZ0791RR	1105	---	---	108	100	---	---	5-Apr	---	57	1.6	45	41.3
DKW41-10	1104	---	---	108	100	---	---	30-Mar	---	54	3.0	45	39.7
KS7436	1089	1655	1372	106	72	---	---	8-Apr	---	56	2.3	17	39.6
ARC97018	1077	1644	1361	105	80	---	---	6-Apr	---	56	1.3	40	39.6
Forza	1066	---	---	104	100	---	---	8-Apr	---	55	1.4	20	38.7
Hybrigold	1064	1825	1445	104	80	---	---	5-Apr	---	54	2.3	35	40.7
ARC98007	1063	1681	1372	104	100	---	---	6-Apr	---	63	2.4	37	40.3
CWH111	1055	---	---	103	100	---	---	31-Mar	---	47	1.9	32	41.4
KS3132	1054	1558	1306	103	100	---	---	8-Apr	---	55	1.6	25	40.1
P99.603.1 ^b	1015	---	---	99	100	---	---	14-Mar	---	49	1.5	17	---
46W14	1010	---	---	98	100	---	---	4-Apr	---	53	1.4	27	41.4
45D03	970	---	---	95	100	---	---	8-Apr	---	55	2.6	40	40.4
Dimension	964	---	---	94	100	---	---	6-Apr	---	57	1.2	25	43.2
ARC97019	955	1605	1280	93	87	---	---	6-Apr	---	60	1.9	30	38.9
Abilene	946	1907	1427	92	77	---	---	6-Apr	---	54	2.2	37	40.0
KS3254	941	1474	1208	92	100	---	---	8-Apr	---	50	1.0	37	40.2

Table 3. Results from the 2008 National Winter Canola Variety Trial at Griffin, GA

Name	Yield (lbs/a)			Yield (% of test avg.)				50% Bloom		Plant			
	2008	2007	2-Yr.	2008	2008	2007	2-Yr.	(day)	(day)	Height (in.)	Lodging (0-5)	Shatter (%)	Oil (%)
Ceres	923	1342	1133	90	72	---	---	7-Apr	---	50	2.3	22	38.9
ARC98015	918	1470	1194	89	100	---	---	7-Apr	---	64	1.5	18	39.8
DKW46-15	892	---	---	87	77	---	---	7-Apr	---	54	3.5	33	39.8
Satori	870	1480	1175	85	100	---	---	7-Apr	---	53	1.7	33	41.4
Taurus	868	1964	1416	85	100	---	---	4-Apr	---	54	2.5	28	42.3
46W99	840	---	---	82	100	---	---	5-Apr	---	58	4.0	43	41.7
Baldur	834	1504	1169	81	65	---	---	7-Apr	---	52	2.6	48	39.7
HyClass 154W	820	1470	1145	80	100	---	---	8-Apr	---	58	4.2	33	39.2
KS9135	790	1758	1274	77	100	---	---	7-Apr	---	56	2.7	33	39.2
KS3077	790	2030	1410	77	67	---	---	6-Apr	---	57	1.7	45	40.4
CWH116	770	---	---	75	87	---	---	10-Apr	---	51	1.6	20	38.1
Jetton	762	1604	1183	74	100	---	---	12-Apr	---	61	1.1	43	32.7
BSX-567	730	---	---	71	87	---	---	8-Apr	---	52	3.7	18	37.8
CWH095	712	---	---	69	100	---	---	7-Apr	---	53	1.4	15	40.5
ARC2180-1	695	1106	901	68	100	---	---	6-Apr	---	55	2.0	32	40.1
HyClass 107W	687	---	---	67	100	---	---	9-Apr	---	55	4.7	30	38.7
DKW13-69	565	---	---	55	73	---	---	7-Apr	---	62	1.9	35	38.1
DSV07100	563	---	---	55	82	---	---	5-Apr	---	57	2.3	63	38.9
Visby	530	---	---	52	67	---	---	7-Apr	---	53	3.4	45	35.8
Kronos	518	1388	953	50	57	---	---	9-Apr	---	57	1.9	43	36.8
Wichita	501	1967	1234	49	57	---	---	7-Apr	---	53	1.1	28	38.3
Painsman	358	1103	731	35	73	---	---	13-Apr	---	52	1.2	28	38.7
CH586 ^a	299	---	---	29	25	---	---	6-Apr	---	52	3.5	57	---
Hearty	162	---	---	16	13	---	---	22-Feb	---	54	4.3	55	---
Mean	1026	---	---	---	88	---	---	4-Apr	---	55	2.0	30	39.9
LSD (0.10)	270	---	---	---	30	---	---	2	---	8	2.0	20	NS

Bold - Superior LSD Group - Unless two entries differ by more than the LSD, little confidence can be placed in one being superior to the other. Bloom is recorded as the date after January 1 when 50% of plants have one or more open flowers. ^aVariety supplied by Technology Crops International. ^bVariety supplied by the University of Georgia.

Clayton, North Carolina

Kim Tungate and Nicholas George
North Carolina State University

Planted: 10/4/2007 at 5 lbs in 6-in. rows
Harvested: 6/5/2008
Herbicides: Glyphosate burndown
Insecticides: None
Irrigation: None
Previous Crop: Small grain
Soil Test: pH=5.8
Fertilizer: 143-49-152-24 lbs N-P-K-S fertilizer in fall
Soil Type: Wagram loamy sand
Elevation: Latitude:
Comments:

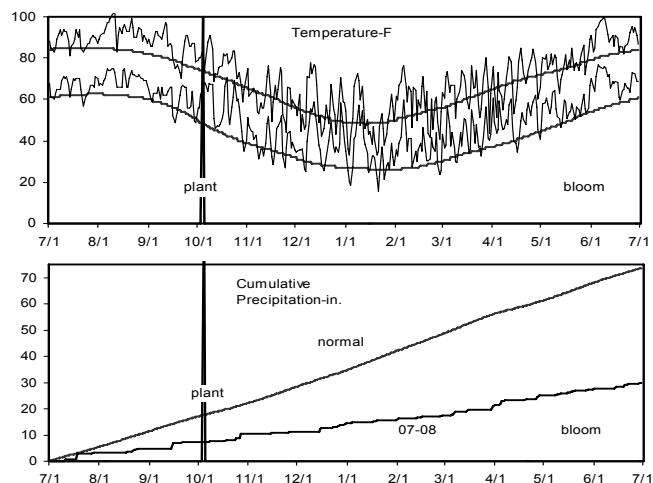


Table 4. Results from the 2008 National Winter Canola Variety Trial at Clayton, NC

Line	Yield (lbs/a)			Yield (% of test avg.)			Plant					
	2008	2007	2-Yr.	2008	2008	2007	2-Yr.	Height (in.)	Maturity (%)	Lodging (%)	Shatter (%)	Oil* (%)
46W99	1487	---	---	180	97	---	---	48	98.3	0.0	1.7	40.4
Kronos	1378	---	---	166	87	---	---	51	93.3	0.0	3.3	39.5
DSV07100	1333	---	---	161	93	---	---	47	96.7	1.7	5.0	43.7
Dimension	1304	---	---	157	77	---	---	44	96.7	1.7	3.3	41.5
46W14	1264	---	---	153	93	---	---	45	96.7	1.7	6.7	41.4
Virginia	1214	---	---	147	100	---	---	50	100.0	13.3	3.7	39.6
Hybrigold	1175	---	---	142	100	---	---	44	98.3	0.0	3.3	40.7
CWH095	1166	---	---	141	90	---	---	54	96.8	0.3	0.7	39.8
Taurus	1151	---	---	139	65	---	---	48	98.8	0.8	8.2	41.4
Forza	1086	---	---	131	87	---	---	47	93.3	0.0	1.7	41.6
NPZ0791RR	1071	---	---	129	90	---	---	48	95.0	0.0	1.7	39.8
DKW46-15	1066	---	---	129	83	---	---	47	97.0	13.3	10.0	41.3
Hybrisurf	1056	---	---	127	100	---	---	50	100.0	0.0	0.0	41.2
Baldur	1051	---	---	127	90	---	---	46	97.7	1.7	8.3	41.3
Hybridstar	1046	---	---	126	93	---	---	50	93.3	0.0	1.7	40.6
ARC2180-1	1021	---	---	123	97	---	---	50	98.3	0.0	5.0	40.6
HyClass 110W	991	---	---	120	70	---	---	48	100.0	0.0	1.7	37.4
KS9135	991	---	---	120	80	---	---	53	95.0	1.7	1.7	40.1
Sitro	967	---	---	117	100	---	---	48	96.7	1.7	3.7	41.2
Ceres	947	---	---	114	100	---	---	50	91.7	1.7	6.7	39.4
KS3302	947	---	---	114	90	---	---	48	93.3	1.7	5.0	40.8
Sumner	907	---	---	110	87	---	---	52	96.7	0.0	1.0	40.0
Satori	882	---	---	107	90	---	---	43	100.0	1.7	3.3	38.8
KS3074	862	---	---	104	93	---	---	51	95.0	6.7	3.3	39.8
ARC98015	854	---	---	103	75	---	---	60	94.3	0.3	8.2	41.8
KS3132	838	---	---	101	97	---	---	49	95.0	1.7	3.3	40.8
DKW13-69	833	---	---	101	97	---	---	52	95.0	0.0	2.3	40.6
CWH081	818	---	---	99	77	---	---	50	97.7	3.3	5.0	39.6
DKW41-10	808	---	---	98	100	---	---	46	93.3	8.3	3.3	39.6
HyClass 115W	788	---	---	95	97	---	---	43	96.0	3.3	5.0	40.7
DKW47-15	763	---	---	92	93	---	---	46	97.3	5.0	6.7	40.6
KS4022	763	---	---	92	97	---	---	46	96.7	3.3	3.3	39.4
KS4085	753	---	---	91	83	---	---	48	93.3	3.3	3.3	40.8
CWH633	748	---	---	90	93	---	---	47	98.3	0.0	3.3	40.3
KS4158	734	---	---	89	77	---	---	49	98.3	0.0	0.0	43.2
BSX-501	729	---	---	88	100	---	---	46	96.7	0.0	1.7	40.2
Visby	719	---	---	87	87	---	---	48	95.0	3.3	3.3	40.2
Hornet	709	---	---	86	83	---	---	49	99.7	0.0	1.7	41.4
Safran	699	---	---	84	90	---	---	48	96.0	1.7	5.0	38.8
CWH111	679	---	---	82	93	---	---	43	98.3	1.7	5.0	39.1

Table 4. Results from the 2008 National Winter Canola Variety Trial at Clayton, NC

Line	Yield (lbs/a)			Yield (% of test avg.)			Plant			Oil*	
	2008	2007	2-Yr.	2008	2007	2-Yr.	Height (in.)	Maturity (%)	Lodging (%)		Shatter (%)
KS3077	674	---	---	81	87	---	55	95.0	8.3	5.0	40.2
KS3018	664	---	---	80	90	---	49	96.7	3.3	3.3	40.6
CWH116	649	---	---	78	97	---	50	88.3	1.7	3.3	41.6
DKW45-10	634	---	---	77	100	---	38	96.7	8.3	6.7	39.4
Wichita	625	---	---	75	83	---	48	100.0	1.7	1.7	41.2
Kadore	610	---	---	74	100	---	39	95.0	3.3	3.3	40.7
Flash	560	---	---	68	97	---	50	96.7	0.0	1.7	40.1
KS3254	515	---	---	62	97	---	50	93.3	1.7	3.3	38.4
45D03	476	---	---	57	90	---	47	91.7	1.7	3.3	40.8
HyClass 107W	471	---	---	57	97	---	46	96.7	11.7	3.3	40.0
HyClass 154W	451	---	---	54	90	---	51	90.0	3.3	1.7	38.7
Rally	397	---	---	48	100	---	50	96.7	33.3	1.7	40.0
BSX-567	378	---	---	46	85	---	48	89.3	0.3	0.7	39.0
Jetton	129	---	---	16	102	---	52	85.0	0.0	8.3	39.4
Mean	849	---	---	---	91	---	48	95.8	3.1	3.6	40.4
CV	36	---	---	---	16	---	7	4.4	301.9	110.4	3.8
LSD (0.05)	495	---	---	---	NS	---	6	6.8	NS	NS	NS

Bold - Superior LSD Group - Unless two entries differ by more than the LSD, little confidence can be placed in one being superior to the other. Maturity is recorded as the percent of plants reaching mature color at harvest. *Oil percentages were mathematically adjusted because some samples had too few seeds for standard analysis.

Reidsville, North Carolina

Kim Tungate and Nicolas George
North Carolina State University

Planted: 9/25/2008 at 5 lbs/a in 6-in. rows
Harvested: 6/12/2008
Herbicides: Glyphosate burndown
Insecticides: None
Irrigation: None
Previous Crop: Tobacco
Soil Test: pH=5.3
Fertilizer: 143-0-0 lbs N-P-K fertilizer in fall
Soil Type: Rion sandy loam
Elevation: Latitude:
Comments:

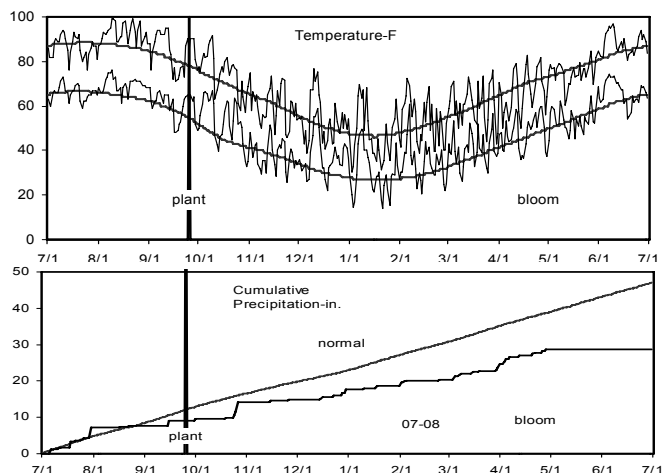


Table 5. Results from the 2008 National Winter Canola Variety Trial at Reidsville, NC

Line	Yield (lbs/a)			Yield (% of test avg.)			Winter Survival (%)		Maturity (%)	Plant			Oil* (%)
	2008	2007	2-Yr.	2008	2008	2007	2-Yr.	Height (in.)		Lodging (%)	Shatter (%)		
Taurus	2042	---	---	150	73	---	---	96.7	50	1.7	6.7	43.4	
Baldur	1933	---	---	142	87	---	---	91.7	54	0.0	3.3	41.1	
NPZ0791RR	1918	---	---	141	63	---	---	96.7	51	0.0	1.7	42.3	
ARC2180-1	1884	---	---	139	83	---	---	98.0	60	0.0	1.7	40.1	
HyClass 110W	1839	---	---	135	77	---	---	98.3	47	0.0	0.3	39.8	
DKW45-10	1789	---	---	132	87	---	---	96.3	48	0.0	3.3	39.6	
ARC98015	1779	---	---	131	83	---	---	95.0	58	0.0	6.7	39.9	
DSV07100	1631	---	---	120	70	---	---	95.7	52	0.0	1.7	43.1	
Sumner	1621	---	---	119	97	---	---	99.3	45	0.0	1.7	41.9	
Ceres	1616	---	---	119	93	---	---	98.3	52	0.0	3.3	39.9	
Dimension	1591	---	---	117	80	---	---	96.3	51	0.0	1.7	45.3	
KS4158	1576	---	---	116	87	---	---	98.0	53	0.0	3.3	41.7	
CWH633	1556	---	---	114	83	---	---	98.0	50	0.0	1.7	39.9	
DKW46-15	1551	---	---	114	100	---	---	96.7	48	0.0	1.7	41.9	
Wichita	1546	---	---	114	93	---	---	98.0	45	0.0	0.7	42.0	
Forza	1537	---	---	113	77	---	---	96.7	49	0.0	1.7	40.1	
45D03	1532	---	---	113	80	---	---	96.3	47	0.0	1.7	39.3	
Hybrisurf	1482	---	---	109	77	---	---	96.3	50	0.0	0.0	43.8	
HyClass 107W	1466	---	---	108	100	---	---	99.0	51	-0.2	-0.1	39.1	
KS9135	1462	---	---	108	83	---	---	85.0	55	0.0	3.3	41.0	
46W14	1442	---	---	106	80	---	---	93.3	52	0.0	3.3	41.6	
DKW41-10	1432	---	---	105	90	---	---	99.7	47	0.0	2.3	42.6	
KS3254	1423	---	---	105	77	---	---	96.7	53	0.0	1.7	---	
Virginia	1418	---	---	104	90	---	---	100.0	38	0.0	5.0	43.1	
Hybrigold	1408	---	---	104	90	---	---	93.3	50	0.0	3.3	42.6	
CWH081	1408	---	---	104	93	---	---	96.3	49	1.7	0.0	42.5	
Kronos	1398	---	---	103	77	---	---	90.0	54	0.0	3.3	40.4	
Visby	1378	---	---	101	93	---	---	95.0	48	0.0	1.7	41.9	
CWH111	1363	---	---	100	83	---	---	96.7	52	0.0	3.3	43.1	
46W99	1343	---	---	99	93	---	---	97.7	48	0.0	1.7	38.7	
KS3074	1314	---	---	97	77	---	---	94.7	47	0.0	0.0	42.3	
CWH095	1299	---	---	96	63	---	---	95.0	52	0.0	3.7	41.4	
HyClass 115W	1284	---	---	94	80	---	---	99.7	47	0.0	3.3	42.5	
KS4085	1279	---	---	94	97	---	---	98.0	52	0.0	0.0	42.6	
Kadore	1274	---	---	94	90	---	---	91.7	46	0.0	5.0	42.2	
CWH116	1274	---	---	94	87	---	---	96.7	49	0.0	1.7	43.7	
KS4022	1259	---	---	93	80	---	---	93.3	48	0.0	5.0	40.5	
KS3018	1254	---	---	92	83	---	---	91.7	50	0.0	1.7	42.2	
HyClass 154W	1249	---	---	92	73	---	---	96.7	46	0.0	3.3	41.9	
KS3077	1249	---	---	92	77	---	---	91.7	52	1.7	3.3	42.3	

Table 5. Results from the 2008 National Winter Canola Variety Trial at Reidsville, NC

Line	Yield (lbs/a)			Yield (% of test avg.)			Plant			Oil*		
	2008	2007	2-Yr.	2008	2008	2007	2-Yr.	Maturity (%)	Height (in.)		Lodging (%)	Shatter (%)
Safran	1244	---	---	92	90	---	---	99.7	54	0.0	0.0	42.2
BSX-567	1219	---	---	90	87	---	---	95.0	44	0.0	0.0	41.0
Satori	1214	---	---	89	93	---	---	93.3	41	0.0	3.3	43.1
KS3302	1214	---	---	89	93	---	---	95.0	44	0.0	0.0	43.7
KS3132	1135	---	---	84	83	---	---	94.7	47	0.0	0.0	43.2
DKW47-15	1071	---	---	79	93	---	---	100.0	52	0.0	3.3	40.7
DKW13-69	1041	---	---	77	97	---	---	98.0	52	0.0	1.7	39.2
Hybridstar	1026	---	---	75	87	---	---	98.3	52	0.0	1.7	42.5
Rally	882	---	---	65	90	---	---	96.7	52	0.0	0.0	42.5
Flash	823	---	---	61	80	---	---	96.7	54	13.3	1.7	39.4
BSX-501	823	---	---	61	90	---	---	99.7	47	0.0	0.0	42.7
Sitro	659	---	---	48	90	---	---	94.7	49	0.0	1.7	43.0
Hornet	525	---	---	39	70	---	---	96.3	56	0.0	1.7	42.3
Jetton	466	---	---	34	98	---	---	89.0	54	1.7	1.7	41.6
Mean	1359	---	---	---	85	---	---	95.9	50	0.4	2.1	41.7
CV	29	---	---	---	19	---	---	4.4	9	871.4	121.5	3.4
LSD (0.05)	640	---	---	---	NS	---	---	6.9	7	NS	NS	2.9

Bold - Superior LSD Group - Unless two entries differ by more than the LSD, little confidence can be placed in one being superior to the other. Maturity is recorded as the percent of plants reaching mature color at harvest. *Oil percentages were mathematically adjusted because some samples had too few seeds for standard analysis.

Fletcher, North Carolina

Kim Tungate and Nicholas George
North Carolina State University

Planted: 9/20/2008 at 5 lbs/a in 6-in. rows
Harvested: 6/19/2008
Herbicides: Glyphosate burndown
Insecticides: None
Irrigation: None
Previous Crop: Fallow
Soil Test: pH=6.1
Fertilizer: 143-0-0 lbs N-P-K fertilizer in fall
Soil Type: Bradson gravelly loam
Elevation: Latitude:
Comments:

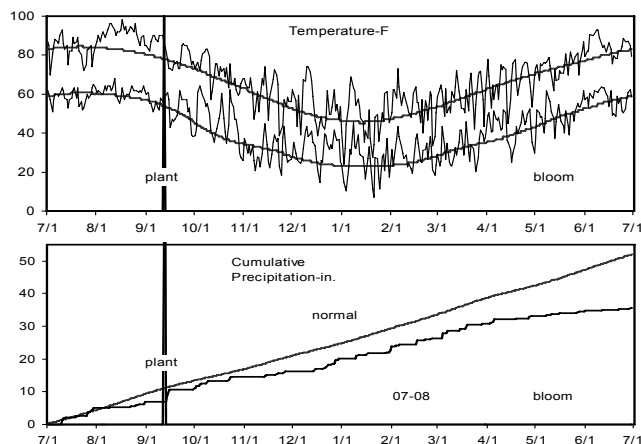


Table 6. Results from the 2008 National Winter Canola Variety Trial at Fletcher, NC

Name	Yield (lbs/a)			Yield (% of test avg.)			Plant			Oil* (%)	
	2008	2007	2-Yr.	2008	2008	2007	2-Yr.	Height (in.)	Lodging (%)		Shatter (%)
Kronos	2171	---	---	147	80	---	---	58	0.0	0.0	42.9
KS3077	2116	---	---	143	87	---	---	62	0.0	0.0	38.4
DSV07100	1938	---	---	131	100	---	---	58	0.0	0.0	45.2
Kadore	1884	---	---	127	90	---	---	52	0.0	0.0	41.0
Visby	1869	---	---	126	87	---	---	54	0.0	1.7	42.7
HyClass 154W	1755	---	---	119	97	---	---	53	0.0	0.0	42.8
Hybrigold	1735	---	---	117	100	---	---	52	0.0	0.0	44.1
CWH633	1730	---	---	117	93	---	---	47	0.0	0.0	43.6
DKW47-15	1715	---	---	116	100	---	---	53	0.0	0.0	41.9
KS3302	1700	---	---	115	80	---	---	56	10.0	0.0	40.5
KS4158	1695	---	---	115	87	---	---	57	1.7	0.0	43.1
KS3018	1669	---	---	113	87	---	---	53	0.4	0.1	41.5
CWH111	1660	---	---	112	90	---	---	52	0.0	0.0	43.8
KS3254	1660	---	---	112	87	---	---	57	0.0	0.0	42.7
ARC98015	1636	---	---	111	77	---	---	59	0.0	0.0	40.9
KS3132	1606	---	---	109	97	---	---	55	0.0	0.0	42.7
KS4085	1591	---	---	108	77	---	---	60	0.0	0.0	41.4
Hybridstar	1566	---	---	106	90	---	---	54	0.0	0.0	43.5
HyClass 115W	1561	---	---	106	100	---	---	50	0.0	0.0	43.2
Dimension	1537	---	---	104	70	---	---	54	0.0	1.7	44.4
CWH095	1537	---	---	104	80	---	---	50	0.0	0.0	43.5
KS9135	1532	---	---	104	73	---	---	54	0.0	1.7	42.4
45D03	1532	---	---	104	67	---	---	51	0.0	0.0	40.6
Wichita	1532	---	---	104	87	---	---	54	0.0	0.0	39.6
Taurus	1527	---	---	103	83	---	---	57	0.0	0.0	43.4
DKW13-69	1522	---	---	103	87	---	---	58	0.0	0.0	41.0
ARC2180-1	1487	---	---	101	80	---	---	52	0.0	0.0	42.0
KS3074	1477	---	---	100	80	---	---	53	0.0	0.0	41.6
46W14	1467	---	---	99	97	---	---	51	0.0	0.0	45.2
Ceres	1462	---	---	99	97	---	---	54	0.0	0.0	41.8
Hybrisurf	1452	---	---	98	100	---	---	48	0.0	0.0	47.1
46W99	1447	---	---	98	57	---	---	56	0.0	0.0	43.2
BSX-567	1428	---	---	97	87	---	---	48	0.0	0.0	40.8
Baldur	1423	---	---	96	70	---	---	51	0.0	0.0	43.6
CWH081	1418	---	---	96	97	---	---	50	0.0	0.0	43.5
Forza	1393	---	---	94	90	---	---	43	0.0	0.0	42.5
Satori	1353	---	---	92	80	---	---	48	0.0	0.0	43.2
Virginia	1348	---	---	91	90	---	---	45	0.0	0.0	42.6
DKW45-10	1333	---	---	90	70	---	---	46	1.7	0.0	40.6
HyClass 107W	1318	---	---	89	63	---	---	60	8.3	0.0	41.3
KS4022	1314	---	---	89	97	---	---	46	1.7	0.0	42.3

Table 6. Results from the 2008 National Winter Canola Variety Trial at Fletcher, NC

Name	Yield (lbs/a)			Yield (% of test avg.)			Winter Survival (%)		Plant Height	Lodging	Shatter	Oil*
	2008	2007	2-Yr.	2008	2008	2007	2-Yr.	(in.)	(%)	(%)	(%)	
HyClass 110W	1284	---	---	87	100	---	---	47	10.0	0.0	42.0	
Sumner	1254	---	---	85	90	---	---	49	0.0	1.7	42.0	
DKW46-15	1239	---	---	84	83	---	---	48	10.0	0.0	41.3	
BSX-501	1234	---	---	83	87	---	---	56	0.0	0.0	41.1	
DKW41-10	1229	---	---	83	87	---	---	49	1.7	0.0	40.7	
Safran	1160	---	---	78	83	---	---	54	0.0	0.0	40.6	
Hornet	1130	---	---	76	77	---	---	58	3.3	0.0	42.0	
Rally	1125	---	---	76	77	---	---	49	0.0	0.0	38.9	
Flash	1120	---	---	76	73	---	---	61	1.7	0.0	41.5	
CWH116	1095	---	---	74	100	---	---	46	0.0	0.0	44.6	
NPZ0791RR	1095	---	---	74	100	---	---	51	0.0	0.0	44.1	
Sitro	1006	---	---	68	83	---	---	53	0.0	0.0	44.0	
Jetton	833	---	---	56	77	---	---	58	0.0	0.0	41.2	
Mean	1478	---	---	---	86	---	---	53	0.9	0.1	42.3	
CV	21	---	---	---	18	---	---	8	499.7	616.8	3.7	
LSD (0.05)	506	---	---	---	NS	---	---	7	NS	NS	3.2	

Bold - Superior LSD Group - Unless two entries differ by more than the LSD, little confidence can be placed in one being superior to the other. *Oil percentages were mathematically adjusted because some samples had too few seeds for standard analysis.

Plymouth, North Carolina

Kim Tungate and Nicholas George
North Carolina State University

Planted: 10/11/2008 at 5 lbs/a in 6-in. rows
Harvested: 6/16/2008
Herbicides: Glyphosate burndown
Insecticides: None
Irrigation: None
Previous Crop: Potatoes
Soil Test: pH=4.7
Fertilizer: 143-0-0 lbs N-P-K fertilizer in fall
Soil Type: Portsmouth fine sandy loam
Elevation: Latitude:
Comments:

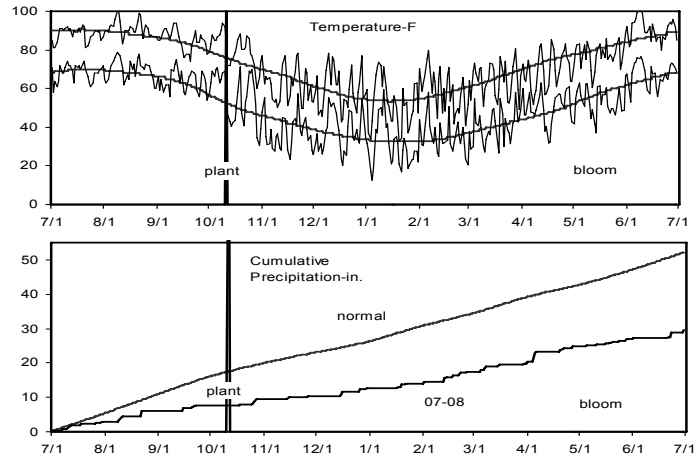


Table 7. Results from the 2008 National Winter Canola Variety Trial at Plymouth, NC

Line	Yield (lbs/a)			Yield (% of test avg.)				Plant				
	2008	2007	2-Yr.	2008	2008	2007	2-Yr.	Maturity (%)	Height (in.)	Lodging (%)	Shatter (%)	Oil* (%)
46W14	2226	---	---	176	53	---	---	100	57	0.0	0.0	41.5
Dimension	2057	---	---	162	37	---	---	100	53	0.0	1.7	42.5
NPZ0791RR	1700	---	---	134	53	---	---	100	52	0.0	0.0	40.8
Forza	1690	---	---	133	60	---	---	100	50	0.0	0.0	39.6
HyClass 110W	1685	---	---	133	37	---	---	100	50	0.0	1.7	38.2
DSV07100	1646	---	---	130	47	---	---	100	51	0.0	0.0	42.0
CWH095	1641	---	---	129	93	---	---	100	55	0.0	0.0	40.1
HyClass 154W	1611	---	---	127	43	---	---	98	55	0.0	0.0	40.3
Baldur	1591	---	---	126	47	---	---	100	56	0.0	1.7	38.6
DKW47-15	1591	---	---	126	73	---	---	100	54	1.7	0.0	41.0
Taurus	1586	---	---	125	33	---	---	98	52	0.0	0.0	40.8
Wichita	1556	---	---	123	37	---	---	100	56	0.0	0.0	40.8
KS4022	1522	---	---	120	67	---	---	98	56	0.0	0.0	38.4
Kronos	1512	---	---	119	77	---	---	100	57	0.0	0.0	38.6
CWH111	1472	---	---	116	50	---	---	100	44	0.0	0.0	41.3
Hybrigold	1472	---	---	116	30	---	---	100	52	0.0	0.0	40.6
Visby	1457	---	---	115	60	---	---	100	52	0.0	0.0	40.3
Satori	1432	---	---	113	33	---	---	100	45	0.0	0.0	40.3
KS3077	1393	---	---	110	60	---	---	100	55	0.0	0.0	39.8
KS4158	1393	---	---	110	63	---	---	100	54	0.0	0.0	40.6
CWH081	1383	---	---	109	43	---	---	98	50	1.7	0.0	41.3
KS3302	1333	---	---	105	23	---	---	100	47	1.7	0.0	40.8
ARC98015	1328	---	---	105	43	---	---	100	59	0.0	0.0	41.3
KS9135	1328	---	---	105	27	---	---	98	56	0.0	0.0	38.9
DKW41-10	1294	---	---	102	43	---	---	98	43	0.0	0.0	40.1
KS3074	1294	---	---	102	30	---	---	100	49	10.0	0.0	40.1
DKW45-10	1284	---	---	101	47	---	---	98	46	0.0	0.0	39.6
HyClass 115W	1279	---	---	101	50	---	---	100	43	0.0	0.0	41.3
Hornet	1279	---	---	101	50	---	---	100	56	1.7	0.0	40.6
BSX-567	1274	---	---	101	67	---	---	100	51	0.0	0.0	41.3
Safran	1254	---	---	99	50	---	---	100	56	0.0	0.0	39.1
KS3018	1224	---	---	97	50	---	---	100	53	1.7	0.0	39.6
KS3254	1224	---	---	97	63	---	---	98	57	0.0	0.0	39.8
CWH633	1209	---	---	95	47	---	---	100	53	10.0	0.0	40.3
46W99	1195	---	---	94	43	---	---	100	52	3.3	0.0	42.2
Flash	1160	---	---	92	60	---	---	98	57	0.0	0.0	40.8
Virginia	1160	---	---	92	77	---	---	100	48	0.0	0.0	39.4
45D03	1150	---	---	91	53	---	---	100	57	18.3	0.0	39.1
Sitro	1120	---	---	88	43	---	---	98	57	1.7	0.0	39.8
CWH116	1076	---	---	85	87	---	---	100	47	0.0	0.0	40.6
Hybrisurf	1076	---	---	85	53	---	---	100	52	0.0	0.0	41.8

Table 7. Results from the 2008 National Winter Canola Variety Trial at Plymouth, NC

Line	Yield (lbs/a)			Yield (% of test avg.)			Winter Survival (%)		Maturity	Plant		
	2008	2007	2-Yr.	2008	2008	2007	2-Yr.	(%)	Height (in.)	Lodging (%)	Shatter (%)	Oil*
KS4085	1061	---	---	84	57	---	---	100	57	0.0	0.0	40.3
KS3132	1006	---	---	79	40	---	---	97	47	0.0	0.0	40.1
Kadore	1001	---	---	79	37	---	---	100	44	0.0	0.0	39.1
Sumner	1001	---	---	79	27	---	---	100	51	3.3	0.0	41.3
ARC2180-1	927	---	---	73	53	---	---	100	54	0.0	0.0	39.8
Hybridstar	808	---	---	64	67	---	---	100	52	0.0	0.0	41.3
Ceres	724	---	---	57	37	---	---	100	47	1.7	0.0	39.8
DKW13-69	719	---	---	57	43	---	---	100	49	1.7	0.0	40.1
HyClass 107W	714	---	---	56	57	---	---	100	47	10.0	0.0	38.9
BSX-501	694	---	---	55	50	---	---	100	52	0.0	0.0	40.6
Rally	679	---	---	54	57	---	---	100	58	0.0	0.0	39.8
DKW46-15	595	---	---	47	53	---	---	100	43	3.3	0.0	42.2
Jetton	347	---	---	27	33	---	---	98	56	0.0	1.7	37.2
Mean	1267	---	---	---	50	---	---	100	52	1.3	0.1	40.0
CV	34	---	---	---	61	---	---	1	9	368.3	631.9	2.6
LSD (0.05)	692	---	---	---	NS	---	---	NS	8	NS	NS	NS

Bold - Superior LSD Group - Unless two entries differ by more than the LSD, little confidence can be placed in one being superior to the other. Maturity is recorded as the percent of plants reaching mature color at harvest. *Oil percentages were mathematically adjusted because some samples had too few seeds for standard analysis.

Petersburg, Virginia

Harbans Bhardwaj, Virginia State University
 Planted: 10/2/2007 at 6 lbs/a in 15-in. rows
 Harvested: 6/20/2008
 Herbicides: Prowl 1.5 pt/a
 Insecticides: Karate
 Irrigation: None
 Previous Crop: White lupin
 Soil Test: P=High, K=Medium, pH=6.2
 Fertilizer: 100-100-100 lbs N-P-K fertilizer in spring
 Soil Type: Abell sandy loam
 Elevation: 15 ft Latitude: 37°14'N
 Comments:

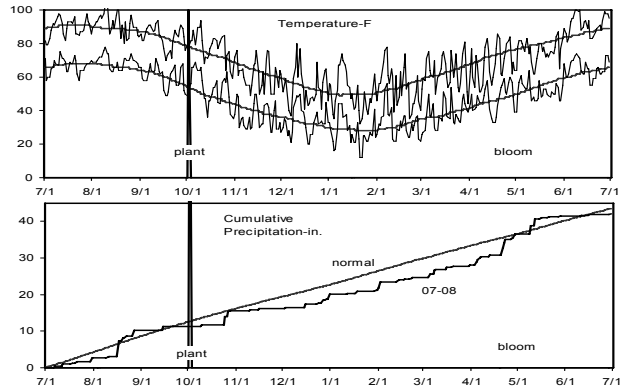


Table 8. Results from the 2008 National Winter Canola Variety Trial at Petersburg, VA

Name	Yield			Yield (% of test avg.) 2008	Winter Survival (%)			Plant Height (in.)	Shatter (%)	Lodging (%)	Test	
	2008	2007	2-Yr.		2008	2007	2-Yr.				Weight (bu/a)	Oil (%)
Safran	1433	---	---	279	---	---	---	---	---	---	---	39.5
Hybrigold	839	436	637	163	---	---	---	---	---	---	---	40.4
Hybristar	824	---	---	160	---	---	---	---	---	---	---	39.5
Rally	813	916	865	158	---	---	---	---	---	---	---	39.7
Sitro	799	656	727	156	---	---	---	---	---	---	---	38.3
Virginia	787	1096	942	153	---	---	---	---	---	---	---	37.0
Hybrisurf	777	---	---	151	---	---	---	---	---	---	---	41.6
Flash	776	1030	903	151	---	---	---	---	---	---	---	40.9
Hornet	745	1266	1005	145	---	---	---	---	---	---	---	39.6
Dimension	715	---	---	139	---	---	---	---	---	---	---	40.9
CWH633	683	---	---	133	---	---	---	---	---	---	---	39.5
Abilene	640	591	615	125	---	---	---	---	---	---	---	39.7
CWH111	633	---	---	123	---	---	---	---	---	---	---	39.3
Satori	611	---	---	119	---	---	---	---	---	---	---	40.9
KS4158	609	---	---	118	---	---	---	---	---	---	---	38.9
CWH081	595	---	---	116	---	---	---	---	---	---	---	38.3
Sumner	592	495	543	115	---	---	---	---	---	---	---	39.8
DKW47-15	590	---	---	115	---	---	---	---	---	---	---	39.2
DKW41-10	576	---	---	112	---	---	---	---	---	---	---	39.5
Forza	575	---	---	112	---	---	---	---	---	---	---	39.6
46W14	550	---	---	107	---	---	---	---	---	---	---	40.3
ARC2180-1	538	672	605	105	---	---	---	---	---	---	---	38.4
HyClass 154W	532	356	444	104	---	---	---	---	---	---	---	39.7
KS4022	513	468	490	100	---	---	---	---	---	---	---	39.1
KS4085	506	521	513	98	---	---	---	---	---	---	---	38.8
Wichita	502	596	549	98	---	---	---	---	---	---	---	39.6
KS3077	501	824	662	98	---	---	---	---	---	---	---	39.0
45D03	494	---	---	96	---	---	---	---	---	---	---	40.8
ARC97018	491	477	484	96	---	---	---	---	---	---	---	38.1
BSX-501	487	---	---	95	---	---	---	---	---	---	---	38.5
Kronos	477	314	395	93	---	---	---	---	---	---	---	39.1
DKW13-69	473	---	---	92	---	---	---	---	---	---	---	38.5
Taurus	447	503	475	87	---	---	---	---	---	---	---	39.4
KS9135	446	576	511	87	---	---	---	---	---	---	---	38.4
HyClass107W	445	---	---	87	---	---	---	---	---	---	---	38.7
KS3132	442	689	566	86	---	---	---	---	---	---	---	39.9
KS3074	436	461	448	85	---	---	---	---	---	---	---	39.7
KS3302	433	387	410	84	---	---	---	---	---	---	---	39.4
DSV07100	428	---	---	83	---	---	---	---	---	---	---	42.3
CWH116	426	---	---	83	---	---	---	---	---	---	---	41.7
DKW46-15	426	---	---	83	---	---	---	---	---	---	---	40.4
KS3254	407	---	---	79	---	---	---	---	---	---	---	40.6
ARC98015	404	730	567	79	---	---	---	---	---	---	---	38.8

Table 8. Results from the 2008 National Winter Canola Variety Trial at Petersburg, VA

Name	Yield			Yield (% of	Winter Survival (%)			Plant	Shatter	Lodging	Test	Oil
	2008	2007	2-Yr.	test avg.)	2008	2007	2-Yr.	Height	(%)	(%)	Weight	
								(in.)			(bu/a)	(%)
Baldur	398	395	396	77	---	---	---	---	---	---	---	40.6
BSX-567	393	---	---	77	---	---	---	---	---	---	---	36.2
HyClass 110W	391	---	---	76	---	---	---	---	---	---	---	37.7
Ceres	391	522	457	76	---	---	---	---	---	---	---	39.3
KS3018	390	406	398	76	---	---	---	---	---	---	---	38.8
46W99	371	---	---	72	---	---	---	---	---	---	---	39.3
Visby	368	---	---	72	---	---	---	---	---	---	---	40.2
ARC97019	366	812	589	71	---	---	---	---	---	---	---	38.0
HyClass 115W	345	---	---	67	---	---	---	---	---	---	---	39.0
Kadore	319	341	330	62	---	---	---	---	---	---	---	39.8
KS7436	318	1149	734	62	---	---	---	---	---	---	---	39.5
ARC98007	306	459	383	60	---	---	---	---	---	---	---	38.9
DKW45-10	273	---	---	53	---	---	---	---	---	---	---	38.4
NPZ0791RR	251	---	---	49	---	---	---	---	---	---	---	40.2
Jetton	219	622	421	43	---	---	---	---	---	---	---	37.9
CWH095	171	---	---	33	---	---	---	---	---	---	---	40.1
Plainsman	135	370	253	26	---	---	---	---	---	---	---	40.8
Mean	514	---	---	---	---	---	---	---	---	---	---	39.4
CV	38	---	---	---	---	---	---	---	---	---	---	2.2
LSD (0.05)	315	---	---	---	---	---	---	---	---	---	---	1.7

Bold - Superior LSD Group - Unless two entries differ by more than the LSD, little confidence can be placed on one being superior to the other.

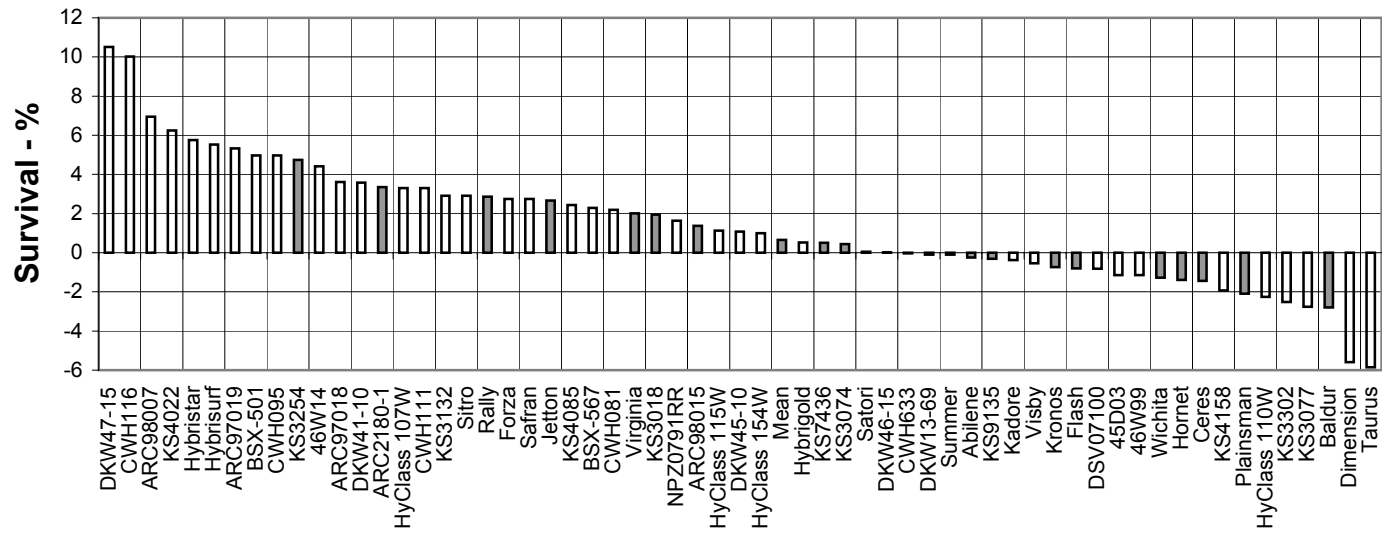
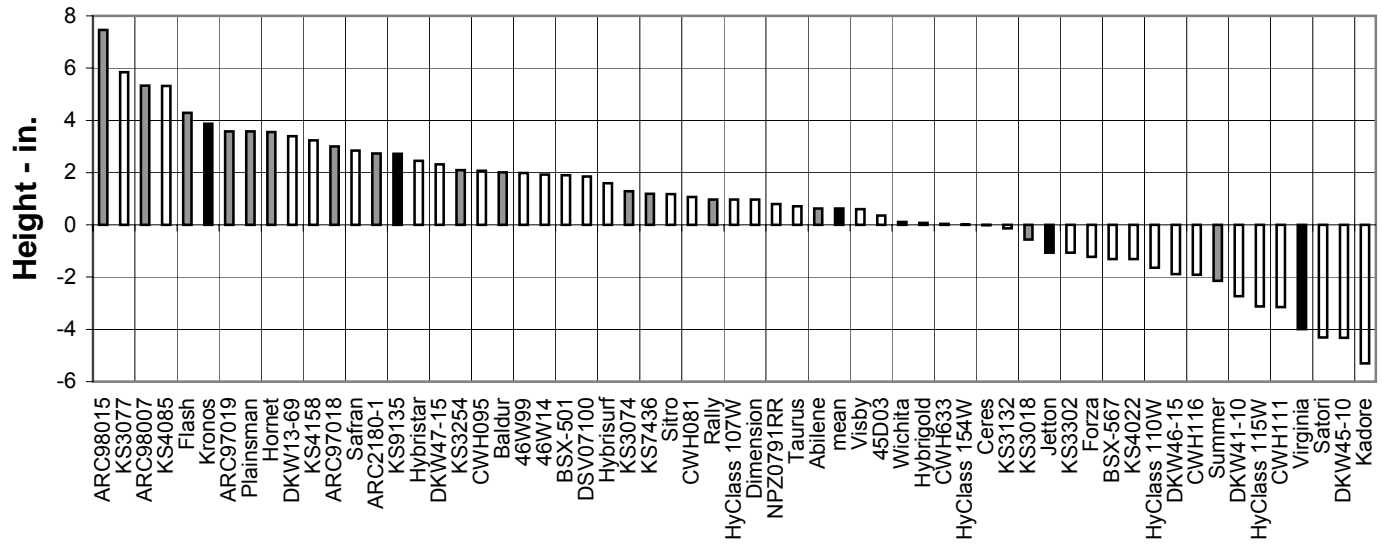
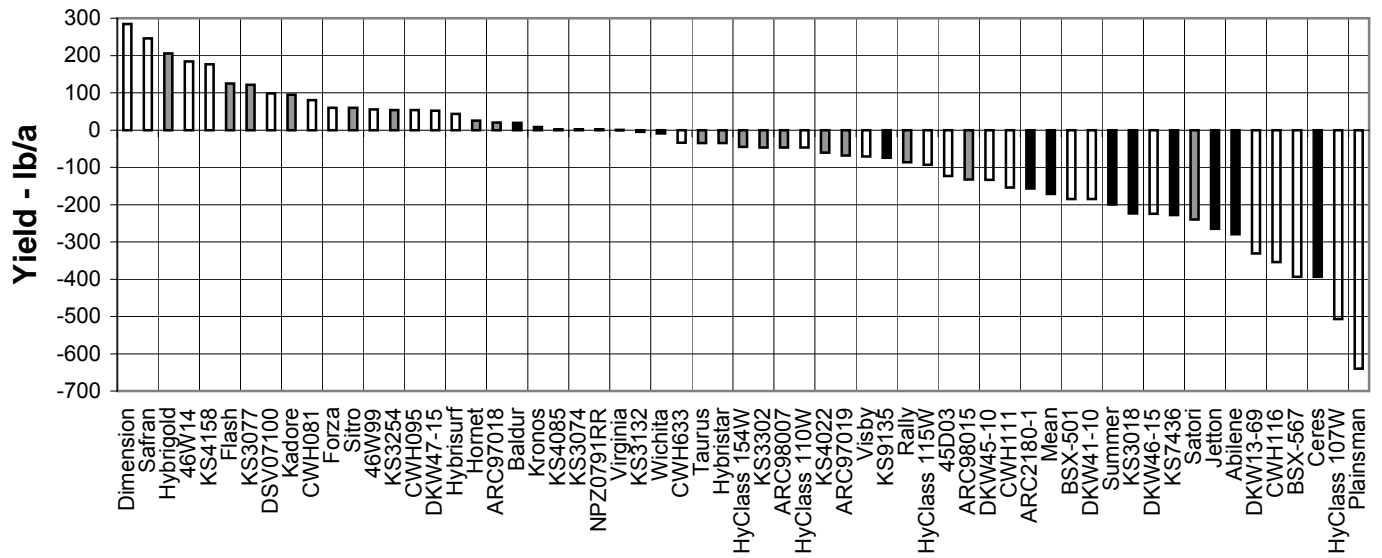
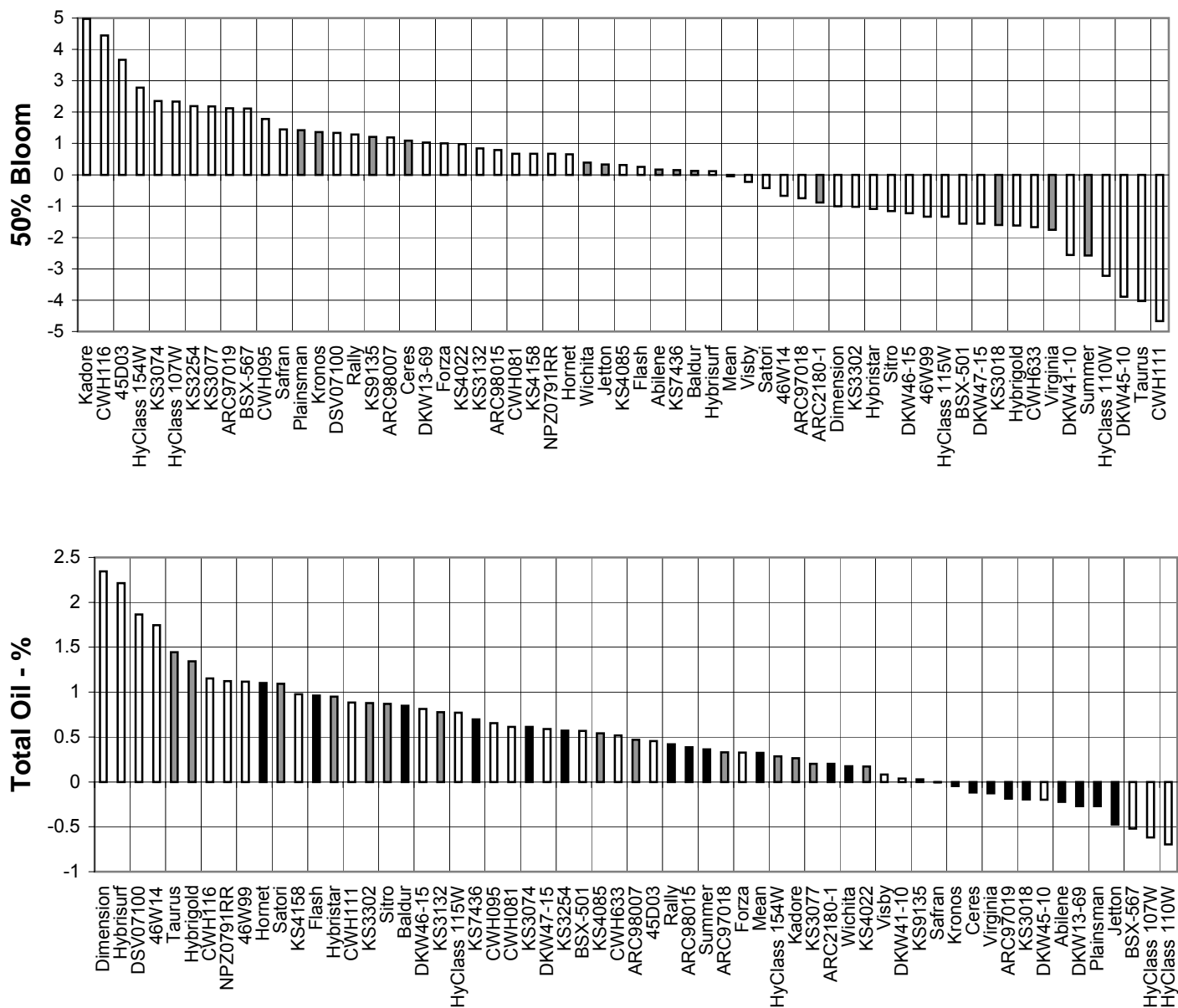


Figure 1. Southeast Winter Canola Summary, 2004-2008.



Note: Values are averages of the differences between each cultivar and the mean of Kronos, Virginia, and Wichita for yield (lbs/a), winter survival (%), plant height (in.), 50% bloom date (days), and total oil content (%). The number of observations for each trait is represented by the different colored bars (as shown at right).




Figure 1. Southeast Winter Canola Summary, 2004-2008 (continued).

Michael Schmidt and Cathy Schmidt
 Southern Illinois University
 Planted: 9/13/2007 at 10 lbs/a in 7.5-in. rows
 Harvested: 6/25/2008
 Herbicides: None
 Insecticides: None
 Irrigation: None
 Previous Crop: Soybean
 Soil Test: NA
 Fertilizer: 110-0-0 lbs N-P-K fertilizer in spring
 Soil Type: Stoy silt loam
 Elevation: 415 ft Latitude: 37°47'N
 Comments:

Belleville, Illinois

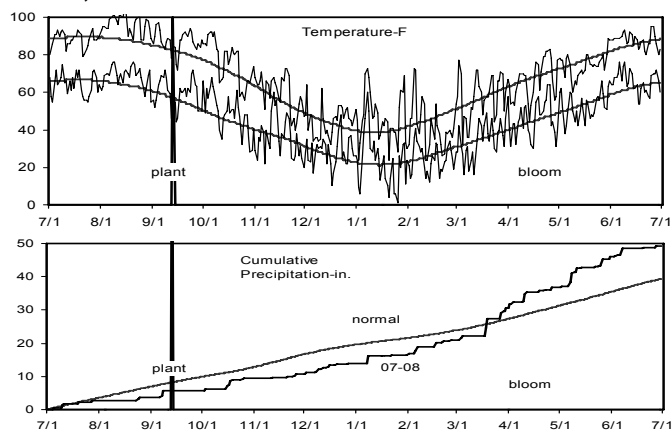


Table 9. Results for the 2008 National Winter Canola Variety Trial at Belleville, IL

Name	Yield			Yield (% of test avg)				Fall		Plant		Oil (%)
	2008	2007	2-Yr.	2008	2008	2007	2-Yr.	Stand (%)	Height (in.)	Shatter (%)	Lodging (1-5)	
Sitro	3033	---	---	155	100	---	---	98	47	---	1.3	39.9
Visby	2985	---	---	152	100	---	---	93	46	---	1.3	37.4
Taurus	2808	---	---	143	100	---	---	100	47	---	1.0	39.8
Safran	2791	---	---	143	100	---	---	92	48	---	1.0	36.7
Kadore	2789	---	---	142	100	---	---	97	42	---	1.0	36.4
Flash	2694	---	---	138	100	---	---	97	47	---	1.3	40.1
Virginia	2638	---	---	135	100	---	---	98	45	---	1.3	37.0
Hornet	2495	---	---	127	100	---	---	98	47	---	1.7	39.7
NPZ0791RR	2472	---	---	126	100	---	---	93	49	---	1.7	38.7
Hybrigold	2443	---	---	125	100	---	---	93	46	---	1.3	38.4
Forza	2437	---	---	124	100	---	---	95	42	---	1.0	36.5
KS3254	2426	---	---	124	100	---	---	95	47	---	1.0	36.9
CWH081	2388	---	---	122	100	---	---	90	44	---	1.0	36.5
BSX-501	2269	---	---	116	100	---	---	97	43	---	1.7	36.4
Hybristar	2260	---	---	115	100	---	---	98	44	---	1.3	36.3
KS9135	2220	---	---	113	100	---	---	93	49	---	1.3	36.6
Wichita	2199	---	---	112	100	---	---	95	46	---	1.3	36.3
Dimension	2164	---	---	111	100	---	---	97	47	---	1.0	38.7
BSX-567	2164	---	---	111	100	---	---	90	49	---	1.3	35.1
DSV07100	2123	---	---	108	100	---	---	93	45	---	1.3	39.7
CWH111	2092	---	---	107	100	---	---	100	44	---	2.0	37.2
HyClass 110W	2090	---	---	107	100	---	---	92	40	---	1.7	36.2
KS4158	2076	---	---	106	100	---	---	100	45	---	1.7	37.4
Baldur	2070	---	---	106	100	---	---	95	44	---	1.3	37.9
ARC2180-1	2060	---	---	105	100	---	---	97	49	---	1.3	37.4
HyClass 154W	2052	---	---	105	100	---	---	98	47	---	1.0	37.5
Kronos	2051	---	---	105	100	---	---	95	46	---	1.0	35.8
DKW13-69	2031	---	---	104	100	---	---	95	46	---	1.0	36.6
KS4085	2020	---	---	103	100	---	---	92	49	---	1.3	36.4
ARC97018	2009	---	---	103	100	---	---	92	48	---	1.0	37.7
KS3074	2000	---	---	102	100	---	---	97	45	---	1.7	37.2
Hybrisurf	1969	---	---	101	100	---	---	98	47	---	1.7	39.7
HyClass 115W	1967	---	---	100	100	---	---	92	44	---	2.3	37.3
ARC98007	1962	---	---	100	100	---	---	93	50	---	1.0	37.3
Rally	1942	---	---	99	100	---	---	97	48	---	1.3	38.0
ARC98015	1926	---	---	98	100	---	---	92	52	---	1.0	37.2
Satori	1913	---	---	98	100	---	---	88	42	---	1.0	36.4
ARC97019	1883	---	---	96	100	---	---	90	49	---	1.0	36.4
KS4112	1832	---	---	94	100	---	---	88	45	---	1.3	37.0
KS4106	1816	---	---	93	100	---	---	93	49	---	1.3	37.6
DKW46-15	1769	---	---	90	100	---	---	88	44	---	1.7	38.3
CWH633	1729	---	---	88	100	---	---	93	46	---	1.7	36.5

Table 9. Results for the 2008 National Winter Canola Variety Trial at Belleville, IL

Name	Yield			Yield (% of test avg)			Winter Survival (%)		Fall Stand	Plant Height	Shatter	Lodging	Oil
	2008	2007	2-Yr.	2008	2008	2007	2-Yr.	(%)	(in.)	(%)	(1-5)	(%)	
Ceres	1664	---	---	85	100	---	---	90	47	---	2.3	36.3	
KS4036	1599	---	---	82	100	---	---	93	45	---	2.3	36.2	
KS3302	1588	---	---	81	100	---	---	92	43	---	2.3	37.7	
CWH116	1581	---	---	81	83	---	---	65	44	---	1.3	37.6	
KS3077	1521	---	---	78	100	---	---	98	45	---	3.7	35.7	
Jetton	1512	---	---	77	50	---	---	13	55	---	2.3	36.0	
KS4022	1463	---	---	75	100	---	---	97	40	---	1.7	35.7	
Sumner	1445	---	---	74	100	---	---	88	39	---	1.7	36.5	
Abilene	1389	---	---	71	100	---	---	97	42	---	2.3	35.0	
Plainsman	1375	---	---	70	67	---	---	40	45	---	2.3	36.0	
KS7436	1359	---	---	69	100	---	---	90	43	---	2.3	36.7	
CWH095	1355	---	---	69	100	---	---	93	41	---	2.3	36.6	
DKW47-15	1333	---	---	68	100	---	---	93	41	---	1.7	36.6	
KS3018	1315	---	---	67	100	---	---	92	48	---	3.3	35.7	
KS3132	1303	---	---	67	100	---	---	98	43	---	2.3	36.4	
DKW45-10	1042	---	---	53	100	---	---	95	38	---	3.0	35.7	
HyClass 107W	963	---	---	49	100	---	---	92	46	---	2.0	35.9	
DKW41-10	656	---	---	33	67	---	---	58	39	---	3.0	36.4	
Mean	1959	---	---	---	98	---	---	91	45	---	1.6	37.1	
CV	28	---	---	---	9	---	---	14	10	---	44.9	2.3	
LSD (0.05)	882	---	---	---	15	---	---	20	7	---	1.2	1.7	

Bold - Superior LSD Group - Unless two entries differ by more than the LSD, little confidence can be placed in one being superior to the other.

Carbondale, Illinois

Michael Schmidt and Cathy Schmidt
 Southern Illinois University
 Planted: 9/12/2007 at 10 lbs/a in 7.5-in. rows
 Harvested: 6/17/2008
 Herbicides: None
 Insecticides: None
 Irrigation: None
 Previous Crop: Corn silage
 Soil Test: NA
 Fertilizer: 36-92-120 lbs N-P-K fertilizer in fall
 115-0-0 lbs N-P-K fertilizer in spring
 Soil Type: Stoy silt loam
 Elevation: 400 ft Latitude: 38°30'N
 Comments:

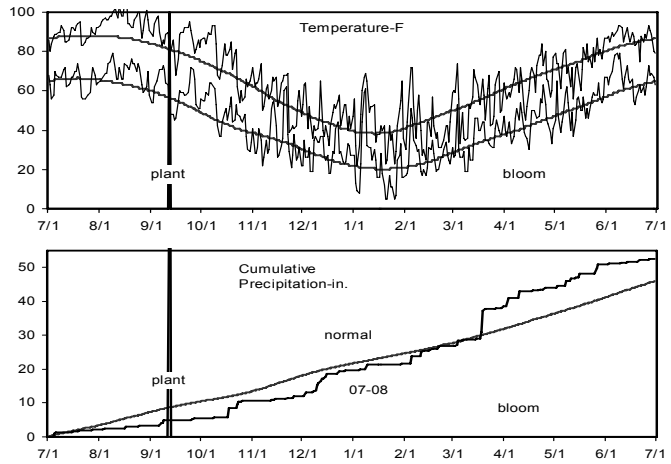


Table 10. Results from the 2008 National Winter Canola Variety Trial at Carbondale, IL

Name	Yield (lbs/a)			Yield % of test avg.				Fall Stand		Plant			Oil (%)
	2008	2007	2-Yr.	2008	2008	2007	2-Yr.	(0-10)	Height (in.)	Shatter (%)	Lodging (0-5)		
Safran	2744	---	---	149	---	---	---	9.3	52	---	1.0	39.3	
CWH111	2620	---	---	143	---	---	---	9.7	47	---	2.0	41.4	
Flash	2477	1454	1965	135	---	---	---	9.7	46	---	1.2	42.3	
Hybrigold	2421	2122	2271	132	---	---	---	9.7	50	---	1.0	41.2	
Kadore	2388	2613	2501	130	---	---	---	10.0	46	---	1.0	38.0	
Sitro	2294	971	1633	125	---	---	---	9.3	43	---	1.0	42.9	
Dimension	2251	---	---	122	---	---	---	10.0	45	---	1.3	43.6	
KS4022	2222	2218	2220	121	---	---	---	10.0	43	---	1.5	41.7	
CWH095	2217	---	---	121	---	---	---	10.0	48	---	1.3	39.4	
Virginia	2210	2052	2131	120	---	---	---	10.0	44	---	1.7	39.9	
KS3254	2201	2356	2278	120	---	---	---	9.3	47	---	1.3	40.9	
Visby	2201	---	---	120	---	---	---	10.0	48	---	1.2	40.2	
CWH081	2190	---	---	119	---	---	---	10.0	48	---	1.0	39.1	
Taurus	2146	1813	1980	117	---	---	---	10.0	47	---	1.7	40.7	
KS9135	2123	2284	2203	115	---	---	---	10.0	51	---	1.7	38.4	
HyClass 115W	2105	---	---	115	---	---	---	9.7	50	---	1.2	40.4	
KS3302	2101	2336	2219	114	---	---	---	10.0	46	---	1.3	40.8	
Hornet	2078	1624	1851	113	---	---	---	10.0	49	---	1.3	41.5	
Rally	2074	1885	1980	113	---	---	---	9.0	46	---	1.3	38.4	
DSV07100	2009	---	---	109	---	---	---	10.0	45	---	1.3	42.6	
KS4112	1984	---	---	108	---	---	---	9.7	50	---	1.2	40.5	
Hybristar	1984	1673	1828	108	---	---	---	10.0	50	---	2.2	40.2	
Baldur	1971	1191	1581	107	---	---	---	10.0	48	---	2.0	40.7	
KS3132	1969	2443	2206	107	---	---	---	9.3	48	---	1.3	39.5	
KS4106	1955	---	---	106	---	---	---	9.7	51	---	1.2	40.3	
KS4158	1951	---	---	106	---	---	---	10.0	44	---	1.3	41.1	
DKW47-15	1928	---	---	105	---	---	---	10.0	49	---	1.7	39.7	
KS7436	1920	2340	2130	104	---	---	---	10.0	48	---	1.3	40.0	
KS3077	1881	2627	2254	102	---	---	---	10.0	47	---	1.3	40.0	
KS3018	1877	1835	1856	102	---	---	---	9.0	51	---	1.2	39.1	
HyClass 154W	1863	---	---	101	---	---	---	10.0	46	---	1.5	39.4	
CWH633	1805	---	---	98	---	---	---	9.3	53	---	1.7	39.9	
ARC97018	1774	1993	1884	97	---	---	---	10.0	45	---	1.5	41.0	
KS4085	1772	2054	1913	96	---	---	---	10.0	48	---	1.2	39.7	
Wichita	1733	1771	1752	94	---	---	---	10.0	46	---	1.8	39.6	
Ceres	1722	1757	1739	94	---	---	---	10.0	45	---	2.5	39.4	
DKW46-15	1696	---	---	92	---	---	---	9.0	49	---	2.7	41.5	
ARC2180-1	1696	1923	1810	92	---	---	---	9.7	48	---	1.7	40.7	
BSX-501	1691	---	---	92	---	---	---	9.7	48	---	1.8	39.1	
KS3074	1662	2256	1959	90	---	---	---	10.0	47	---	2.0	39.9	
HyClass 110W	1662	---	---	90	---	---	---	10.0	45	---	2.7	39.6	

Table 10. Results from the 2008 National Winter Canola Variety Trial at Carbondale, IL

Name	Yield (lbs/a)			Yield % of	Winter Survival (%)			Fall	Plant	Shatter (%)	Lodging (0-5)	Oil (%)
	2008	2007	2-Yr.	test avg. 2008	2008	2007	2-Yr.	Stand (0-10)	Height (in.)			
ARC98015	1657	2018	1837	90	---	---	---	10.0	54	---	2.0	40.3
Hybrisurf	1649	---	---	90	---	---	---	10.0	48	---	1.2	42.1
NPZ0791RR	1633	---	---	89	---	---	---	9.7	45	---	1.7	41.6
KS4036	1624	---	---	88	---	---	---	10.0	41	---	1.8	40.2
ARC97019	1615	1951	1783	88	---	---	---	9.3	47	---	1.5	40.3
ARC98007	1613	1889	1751	88	---	---	---	9.0	48	---	1.5	39.8
Forza	1601	---	---	87	---	---	---	7.3	46	---	1.2	38.4
DKW13-69	1566	---	---	85	---	---	---	9.7	46	---	2.2	40.0
Sumner	1557	1799	1678	85	---	---	---	10.0	48	---	1.2	40.1
Abilene	1494	1326	1410	81	---	---	---	9.7	50	---	3.7	38.7
CWH116	1451	---	---	79	---	---	---	10.0	41	---	1.2	39.4
DKW45-10	1382	---	---	75	---	---	---	10.0	41	---	1.8	41.0
Kronos	1351	1326	1339	74	---	---	---	10.0	48	---	2.3	39.8
DKW41-10	1304	---	---	71	---	---	---	9.7	45	---	2.8	40.0
HyClass 107W	1288	---	---	70	---	---	---	8.0	49	---	2.2	39.3
Satori	1214	915	1065	66	---	---	---	9.3	39	---	2.3	40.6
BSX-567	936	---	---	51	---	---	---	8.7	44	---	3.7	36.8
Jetton	907	1947	1427	49	---	---	---	2.0	50	---	1.7	36.7
Plainsman	876	1600	1238	48	---	---	---	2.3	53	---	1.5	36.0
Mean	1838	---	---	---	---	---	---	9.4	47	---	1.7	40.1
CV	18	---	---	---	---	---	---	8.9	9	---	30.6	2.4
LSD (0.05)	536	---	---	---	---	---	---	1.4	7	---	0.8	2.0

Bold - Superior LSD Group - Unless two entries differ by more than the LSD, little confidence can be placed in one being superior to the other.

Fred Iutzi and Winthrop Phippen
 Western Illinois University
 Planted: 9/25/2007 at 5 lbs/a in 7.5-in. rows
 Harvested: 7/3/2008
 Herbicides: Treflan HFP, 1.5 pt/a
 Insecticides: None
 Irrigation: None
 Previous Crop: Soybean
 Soil Test: P=146 ppm, K=356 ppm, and pH= 7
 Fertilizer: 19-0-37 lbs N-P-K fertilizer in fall
 124-0-0 lbs N-P-K fertilizer in spring
 Soil Type: Ipava silt loam
 Elevation: 700 ft Latitude: 40°48'N
 Comments:

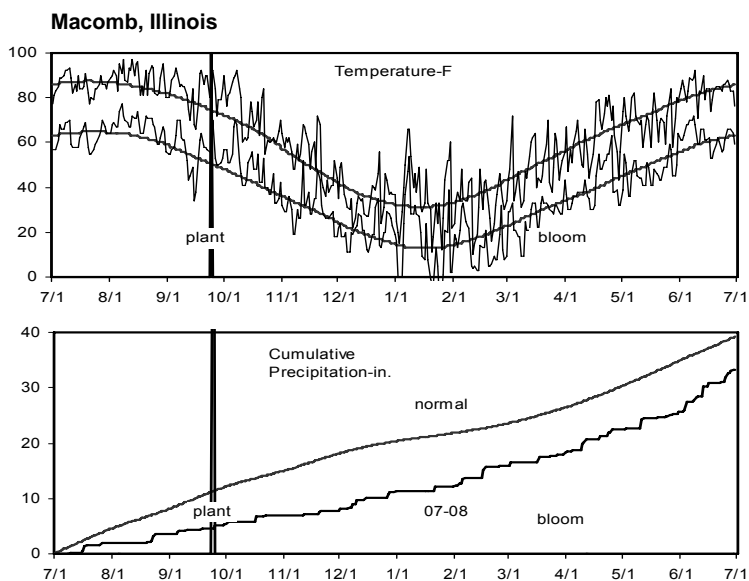


Table 11. Results for the 2008 Winter Canola Variety Trial at Macomb, IL

Line	Yield (lbs/a)			Yield (% of test avg.)	Winter Survival (%)			Shatter (%)	Lodging (%)	Moisture (decimal)	Test Weight (lbs/bu)	Oil (%)
	2008	2007	2-Yr.		2008	2008	2007					
Baldur	2515	---	---	124	---	---	---	---	---	0.29	52.3	38.5
Sitro	2294	---	---	113	---	---	---	---	---	0.23	54.1	37.3
Kronos	2223	---	---	109	---	---	---	---	---	0.32	52.6	36.6
Virgina	2171	---	---	107	---	---	---	---	---	0.31	51.2	38.5
Wichita	2087	---	---	103	---	---	---	---	---	0.22	54.0	36.7
Sumner	2044	---	---	101	---	---	---	---	---	0.27	53.0	37.5
DKW13-69	1788	---	---	88	---	---	---	---	---	0.30	52.6	37.1
KS3074	1604	---	---	79	---	---	---	---	---	0.29	53.0	36.9
KS9135	1575	---	---	77	---	---	---	---	---	0.27	52.9	36.6
Plainsman	---	---	---	---	---	---	---	---	---	---	---	---
Mean	2033	---	---	---	---	---	---	---	---	0.28	52.9	37.3
CV	26	---	---	---	---	---	---	---	---	13.10	1.9	1.7
LSD (0.05)	NS	---	---	---	---	---	---	---	---	---	NS	1.1

Bold - Superior LSD Group - Unless two entries differ by more than the LSD, little confidence can be placed in one being superior to the other.
 Yields adjusted to 9% moisture.

Columbia City, Indiana

Ellsworth Christmas, Purdue University
 Planted: 9/6/2007 at 5 lbs/a in 6-in. rows
 Harvested: 7/10/2008
 Herbicides: Trifluralin 3.5 pts/a
 Insecticides: None
 Irrigation: None
 Previous Crop: Wheat
 Soil Test: P=41 ppm, K=121 ppm, pH= 6.2
 Fertilizer: 30-60-60 lbs N-P-K fertilizer in fall
 120-0-0 lbs N-P-K fertilizer in spring
 Soil Type: Haskins loam
 Elevation: 837 ft Latitude: 41°10'N
 Comments:

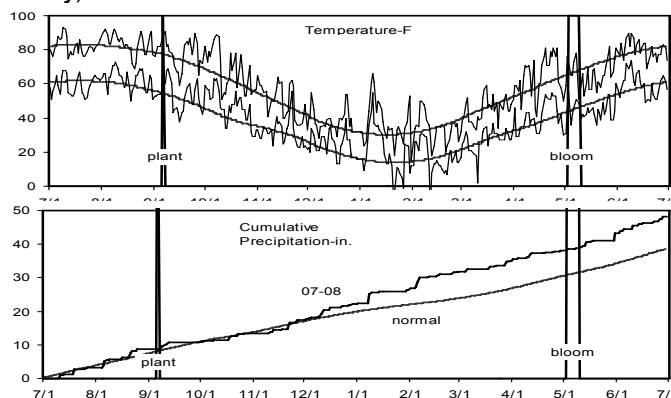


Table 12. Results from the 2008 National Winter Canola Variety Trial at Columbia City, IN

Name	Yield (lbs/a)			Yield (% of test avg.)			Winter Survival (%)		Fall Stand	Plant Height	50% Bloom	Maturity	Moisture	Test Weight	Oil
	2008	2007	2-Yr.	2008	2008	2007	2-Yr.	(0-10)	(in.)	(d)	(d)	(%)	(lbs/bu)	(%)	
KS4022	2621	---	---	130	94	---	---	5.8	43	127.0	170.0	12.8	49.9	41.1	
KS4036 ^a	2498	---	---	124	77	---	---	6.7	42	126.0	171.0	10.8	51.4	41.2	
CWH081	2468	---	---	123	67	---	---	6.3	41	126.3	172.0	13.3	49.8	41.7	
CWH095	2402	---	---	119	87	---	---	5.4	42	125.3	173.3	12.8	50.1	41.9	
Wichita	2336	---	---	116	64	---	---	7.1	42	126.0	167.3	11.5	51.3	40.7	
KS3254	2307	---	---	115	73	---	---	6.3	40	127.3	173.3	13.1	49.5	42.5	
KS4106 ^a	2306	---	---	115	76	---	---	6.3	46	126.7	171.0	12.0	50.5	41.9	
HyClass 115W	2301	---	---	114	80	---	---	6.3	38	123.0	165.3	11.1	51.5	41.1	
Sitro	2287	---	---	114	37	---	---	7.1	45	127.3	174.3	12.9	49.9	41.7	
KS3132	2264	---	---	113	92	---	---	5.9	43	126.0	169.7	10.9	51.4	41.6	
KS3302	2251	---	---	112	92	---	---	5.4	40	123.7	170.7	11.5	50.7	42.9	
KS7436	2248	---	---	112	82	---	---	6.3	40	126.7	170.3	10.9	51.4	42.6	
KS3018	2244	---	---	112	93	---	---	5.4	42	126.3	172.0	11.0	51.5	41.0	
KS4085	2209	---	---	110	70	---	---	6.7	45	126.3	171.3	12.5	50.2	41.5	
KS4158	2196	---	---	109	63	---	---	7.1	41	126.0	172.0	13.1	49.4	42.9	
Safran	2194	---	---	109	35	---	---	7.1	42	128.0	178.0	15.0	48.7	41.1	
BSX-501	2169	---	---	108	53	---	---	6.3	43	127.7	172.7	13.4	50.1	39.3	
BSX-567	2147	---	---	107	67	---	---	5.8	42	127.3	170.0	9.7	53.2	40.4	
KS3074	2146	---	---	107	68	---	---	6.3	41	127.3	170.7	10.0	52.5	41.7	
CWH633	2138	---	---	106	69	---	---	6.7	42	124.3	169.0	11.9	50.6	41.6	
KS4112 ^a	2126	---	---	106	87	---	---	5.9	43	127.7	171.0	10.9	51.5	41.0	
Hybrisurf	2107	---	---	105	44	---	---	7.1	42	127.3	175.7	11.7	50.7	43.4	
Kronos	2097	---	---	104	48	---	---	6.3	45	127.7	176.0	12.4	50.4	40.6	
KS9135	2079	---	---	103	47	---	---	6.3	43	128.0	175.7	11.1	51.2	40.7	
DKW46-15	2072	---	---	103	63	---	---	5.9	39	126.3	170.0	12.0	50.5	41.9	
Hornet	2071	---	---	103	35	---	---	7.5	43	127.7	176.7	12.7	50.3	41.9	
DKW47-15	2067	---	---	103	52	---	---	7.1	40	124.3	171.3	10.8	51.9	41.3	
Visby	2062	---	---	103	48	---	---	6.3	40	125.0	177.0	12.8	50.1	42.1	
Kadore	2055	---	---	102	51	---	---	7.1	40	128.0	176.7	12.7	50.0	41.9	
KS3077	2049	---	---	102	67	---	---	5.9	41	127.3	172.0	11.2	50.9	42.3	
NPZ0791RR	2039	---	---	101	32	---	---	6.7	43	128.0	174.0	13.8	49.3	43.2	
HyClass 154W	2028	---	---	101	31	---	---	6.7	47	128.0	178.7	14.9	48.6	40.9	
DKW41-10	2027	---	---	101	57	---	---	5.9	39	127.0	173.0	12.0	51.0	40.5	
ARC97018	2027	---	---	101	44	---	---	6.7	43	127.7	174.3	11.3	52.0	41.8	
Baldur	2023	---	---	101	40	---	---	6.3	45	127.3	176.3	16.1	48.3	41.2	
Abilene	2009	---	---	100	65	---	---	5.9	42	127.7	172.0	10.5	51.9	40.8	
DKW45-10	2007	---	---	100	65	---	---	5.9	41	123.0	169.3	12.4	50.2	39.3	
Ceres	1984	---	---	99	58	---	---	5.9	39	127.3	172.3	11.4	50.8	41.4	
ARC98015	1980	---	---	99	39	---	---	6.7	45	127.7	176.3	12.0	50.5	41.1	
Taurus	1940	---	---	97	52	---	---	7.1	42	126.3	172.7	12.5	50.1	43.4	
ARC97019	1886	---	---	94	44	---	---	7.5	43	127.7	176.0	13.8	49.2	41.4	
Sumner	1885	---	---	94	49	---	---	5.5	37	124.3	170.0	11.0	50.9	40.7	
ARC2180-1	1874	---	---	93	32	---	---	7.5	43	128.0	177.3	13.0	49.9	41.2	

Table 12. Results from the 2008 National Winter Canola Variety Trial at Columbia City, IN

Name	Yield (lbs/a)			Yield (% of test avg.)			Winter Survival (%)		Fall Stand	Plant Height	50% Bloom	50% Maturity	Moisture	Test Weight	Oil
	2008	2007	2-Yr.	2008	2008	2007	2-Yr.	(0-10)	(in.)	(d)	(d)	(%)	(lbs/bu)	(%)	
ARC98007	1868	---	---	93	31	---	---	7.5	43	127.7	176.7	14.5	48.8	40.9	
Hybristar	1777	---	---	88	18	---	---	7.1	43	128.7	177.7	14.6	49.1	40.8	
CWH116	1719	---	---	85	55	---	---	7.1	39	127.3	176.7	13.3	49.8	43.3	
Dimension	1713	---	---	85	40	---	---	7.1	40	127.0	174.3	15.5	48.6	43.6	
HyClass 107W	1702	---	---	85	25	---	---	5.0	37	127.7	178.3	13.9	49.3	39.8	
Hybrigold	1674	---	---	83	41	---	---	7.1	45	127.3	178.7	15.2	48.7	41.1	
Rally	1660	---	---	83	36	---	---	8.4	42	127.7	174.0	14.2	49.5	40.8	
DKW13-69	1651	---	---	82	30	---	---	6.7	42	127.3	176.3	14.0	49.1	40.5	
Forza	1599	---	---	80	17	---	---	7.5	39	128.0	180.0	16.9	47.9	40.0	
HyClass 110W	1592	---	---	79	28	---	---	5.9	38	127.7	175.7	13.9	49.3	40.5	
DSV07100	1548	---	---	77	29	---	---	7.5	44	127.7	178.7	15.5	48.3	43.3	
Satori	1482	---	---	74	22	---	---	6.7	40	128.0	181.0	12.6	50.4	42.5	
Flash	1445	---	---	72	32	---	---	8.0	44	128.7	178.7	16.1	48.1	41.5	
CWH111	1033	---	---	51	16	---	---	6.3	35	126.7	178.7	15.7	48.5	41.3	
Virginia	1023	---	---	51	8	---	---	6.7	35	127.7	182.0	15.2	48.5	40.2	
Mean	2000	---	---	---	52	---	---	6.6	42	126.8	174.1	12.8	50.1	41.4	
CV	16	---	---	---	35	---	---	15.7	7	0.7	0.5	13.4	2.7	1.4	
LSD (0.05)	503	---	---	---	30	---	---	1.7	5	1.5	4.3	2.8	2.2	1.2	

Bold - Superior LSD Group - Unless two entries differ by more than the LSD, little confidence can be placed in one being superior to the other.

Bloom is recorded as the date after January 1 when 50% of plants have in or more open flowers. Maturity is recorded as the date after January 1 when 90% of plants have reached mature color. ^aVariety supplied by Kansas State University.

Chuck Mansfield, Vincennes University
Ellsworth Christmas, Purdue University

Planted: 9/10/2007 at 5 lbs/a in 6-in. rows
Harvested: 7/1/2008
Herbicides: None
Insecticides: None
Irrigation: None
Previous Crop: NA
Soil Test: NA
Fertilizer: NA
Soil Type: Lomax loam
Elevation: 500 ft Latitude: 38°45'N
Comments:

Vincennes, Indiana

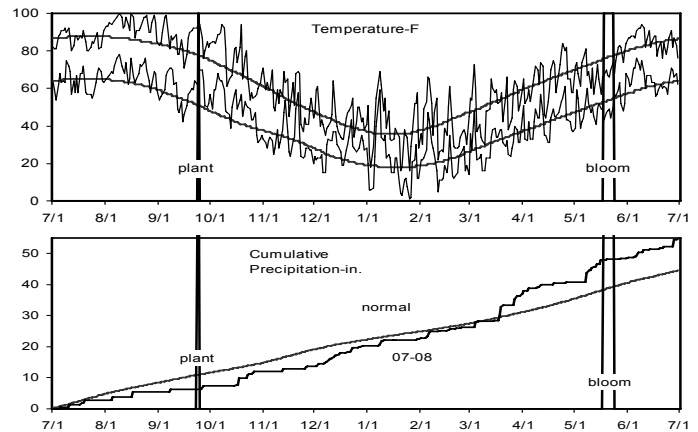


Table 13. Results of the 2008 National Winter Canola Variety Trial at Vincennes, IN

Name	Yield (lbs/a)			Yield (% of test avg.)			Winter Survival (%)			Plant					Test	
	2008	2007	2-Yr.	2008	2008	2007	2-Yr.	Fall Stand (0-10)	Bloom (d)	Maturity (d)	Height (in.)	Lodging (%)	Moisture (%)	Weight (lbs/bu)	Oil (%)	
Sitro	1971	---	---	139	---	---	---	7.5	141	168	54	17	6.3	49.0	41.0	
Safran	1936	---	---	137	---	---	---	9.2	142	171	54	3	5.9	49.7	39.7	
Kadore	1853	---	---	131	---	---	---	7.9	142	171	52	0	6.9	48.1	39.3	
KS4022	1840	---	---	130	---	---	---	7.5	142	170	53	10	6.8	48.9	39.4	
Hornet	1809	---	---	128	---	---	---	8.8	142	170	52	33	6.6	48.9	40.5	
Virginia	1783	---	---	126	---	---	---	8.8	141	170	49	0	6.5	48.6	40.0	
Flash	1759	---	---	124	---	---	---	7.9	142	170	56	0	6.9	48.1	39.7	
Visby	1738	---	---	123	---	---	---	6.3	139	169	52	13	6.5	49.0	37.5	
Hybrigold	1729	---	---	122	---	---	---	7.5	141	169	55	0	5.8	49.6	40.3	
BSX-501	1723	---	---	122	---	---	---	8.8	142	170	50	10	8.1	45.3	35.6	
Forza	1703	---	---	120	---	---	---	8.4	142	171	50	7	6.6	49.2	38.7	
Rally	1696	---	---	120	---	---	---	8.8	142	171	53	37	5.6	49.8	40.0	
KS4112	1668	---	---	118	---	---	---	7.9	142	171	55	10	7.0	48.1	40.1	
KS4158	1661	---	---	117	---	---	---	7.5	140	170	53	3	6.3	48.8	40.2	
KS4036	1660	---	---	117	---	---	---	7.1	142	171	50	13	7.0	48.5	39.0	
CWH081	1612	---	---	114	---	---	---	6.3	142	169	51	7	7.1	48.0	39.2	
CWH095	1610	---	---	114	---	---	---	5.8	142	169	50	17	6.7	48.3	39.3	
KS9135	1503	---	---	106	---	---	---	8.4	142	171	54	10	8.0	46.2	38.0	
HyClass 154W	1498	---	---	106	---	---	---	8.0	142	171	53	0	6.1	49.2	39.2	
ARC2180-1	1496	---	---	106	---	---	---	7.5	141	171	53	10	7.5	47.2	39.7	
ARC97019	1485	---	---	105	---	---	---	8.4	143	172	54	33	6.7	48.9	38.7	
Hybristar	1468	---	---	104	---	---	---	10.0	142	170	49	17	6.6	48.7	39.9	
KS3254	1459	---	---	103	---	---	---	6.7	142	171	51	7	7.0	48.6	39.1	
KS3074	1458	---	---	103	---	---	---	7.9	142	172	54	10	6.7	48.9	38.8	
KS3302	1458	---	---	103	---	---	---	8.8	140	170	50	40	7.4	47.5	40.4	
Taurus	1454	---	---	103	---	---	---	6.3	142	169	54	0	7.1	47.9	40.7	
CWH116	1445	---	---	102	---	---	---	6.3	142	171	52	7	6.9	48.6	40.6	
ARC98015	1433	---	---	101	---	---	---	7.5	142	171	55	0	7.0	48.1	39.4	
HyClass 107W	1429	---	---	101	---	---	---	6.3	142	169	49	43	7.3	47.9	39.7	
KS3132	1429	---	---	101	---	---	---	7.5	142	171	52	17	6.7	48.8	38.7	
Kronos	1392	---	---	98	---	---	---	5.9	142	169	48	60	6.8	48.6	38.6	
KS3018	1375	---	---	97	---	---	---	6.3	141	171	51	67	6.9	48.5	38.3	
CWH633	1334	---	---	94	---	---	---	6.3	140	170	52	10	6.9	48.5	40.0	
Baldur	1330	---	---	94	---	---	---	7.9	142	169	54	43	6.6	49.0	39.6	
DKW47-15	1317	---	---	93	---	---	---	8.8	139	168	48	47	6.1	49.4	40.0	
Hybrisurf	1315	---	---	93	---	---	---	7.1	142	169	49	33	6.5	48.4	41.7	
Sumner	1313	---	---	93	---	---	---	8.0	140	169	47	7	8.0	45.6	39.9	
KS4106	1299	---	---	92	---	---	---	9.2	142	171	53	17	6.8	48.5	39.3	
ARC97018	1286	---	---	91	---	---	---	6.3	142	170	53	7	6.9	48.4	39.3	
Wichita	1249	---	---	88	---	---	---	7.5	142	170	49	3	7.5	47.4	38.7	
Abilene	1229	---	---	87	---	---	---	7.9	142	169	50	47	7.1	47.9	38.7	
CWH111	1228	---	---	87	---	---	---	8.4	139	169	49	53	6.3	49.3	39.5	

Table 13. Results of the 2008 National Winter Canola Variety Trial at Vincennes, IN

Name	Yield (lbs/a)			Yield (% of test avg.)	Winter Survival (%)			Fall Stand (0-10)	Bloom (d)	Maturity (d)	Plant			Test Weight (lbs/bu)	Oil (%)
	2008	2007	2-Yr.		2008	2007	2-Yr.				Height (in.)	Lodging (%)	Moisture (%)		
ARC98007	1224	---	---	87	---	---	---	7.5	141	170	54	0	6.8	48.4	39.2
Satori	1221	---	---	86	---	---	---	7.1	140	168	48	3	6.1	49.4	41.7
KS4085	1218	---	---	86	---	---	---	7.5	142	169	54	57	6.7	48.8	38.6
KS3077	1217	---	---	86	---	---	---	7.5	143	171	53	10	7.3	47.5	39.5
Dimension	1211	---	---	86	---	---	---	7.9	140	169	54	0	6.0	49.2	41.4
DKW46-15	1202	---	---	85	---	---	---	7.5	142	169	48	63	6.1	49.1	40.1
DKW13-69	1194	---	---	84	---	---	---	7.9	142	170	50	13	7.4	47.2	38.8
HyClass 115W	1154	---	---	82	---	---	---	6.3	138	168	49	43	6.3	49.2	40.2
KS7436	1138	---	---	80	---	---	---	7.1	142	170	53	47	7.3	48.3	39.5
HyClass 110W	1115	---	---	79	---	---	---	7.1	139	168	49	17	6.6	49.0	40.2
DSV07100	1104	---	---	78	---	---	---	7.5	141	170	56	0	6.3	49.0	41.1
NPZ0791RR	1093	---	---	77	---	---	---	9.2	140	171	53	7	6.1	49.4	41.0
BSX-567	1089	---	---	77	---	---	---	9.2	142	171	49	67	5.9	49.3	35.7
DKW45-10	1014	---	---	72	---	---	---	7.9	138	168	43	70	7.0	47.8	39.1
Ceres	906	---	---	64	---	---	---	7.1	142	169	50	77	6.5	49.0	39.4
DKW41-10	683	---	---	48	---	---	---	6.7	138	168	45	80	7.4	47.2	35.9
Mean	1414	---	---	---	---	---	---	7.6	141	170	51	23	6.8	48.4	39.4
CV	20	---	---	---	---	---	---	18.8	1	1	5	102	9.7	2.2	3.3
LSD (0.05)	456	---	---	---	---	---	---	2.3	2	2	4	37	1.1	1.7	2.6

Bold - Superior LSD Group - Unless two entries differ by more than the LSD, little confidence can be placed in one being superior to the other. Bloom is recorded as the date after January 1 when 50% of plants have one or more open flowers. Maturity is recorded as the date after January 1 when 90% of plants have reached mature color.

Russellville, Kentucky

John Hagan and Brian Caldbeck, Miles Enterprises
 Planted: 10/1/2007 at 4 lbs/a in 7.5-in. rows
 Harvested: 6/23/2008
 Herbicides: Trifluralin 1.75 pt/a
 Insecticides: Proline 4/15 & 4/21/08
 Fungicide: Warrior 4/21/08
 Previous Crop: Wheat
 Soil Test: NA
 Fertilizer: 28-69-90-10 lbs N-P-K-S fertilizer in fall
 140-0-0 lbs N-P-K fertilizer in spring
 Soil Type: NA
 Elevation: 870 ft Latitude: 38°32'N
 Comments:

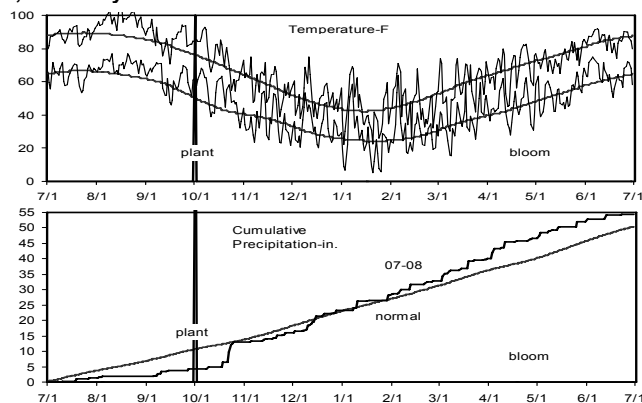


Table 14. Results from the 2008 National Winter Canola Variety Trial at Russellville, KY

Name	Yield (lbs/a)			Yield (% of test avg.)			Winter Survival (%)			Moisture (%)	Test Weight (lbs/bu)	Shatter (%)	Lodging (%)	Oil (%)
	2008	2007	2-Yr.	2008	2007	2-Yr.	2008	2007	2-Yr.					
Hornet	5365	3965	4665	233	---	---	---	---	---	6.5	---	---	---	38.5
Rally	5215	4095	4655	227	---	---	---	---	---	7.0	---	---	---	37.7
Flash	5200	3830	4515	226	---	---	---	---	---	6.7	---	---	---	38.7
Dimension	4695	---	---	204	---	---	---	---	---	6.9	---	---	---	41.3
Hybristar	4585	3310	3948	199	---	---	---	---	---	6.3	---	---	---	38.3
NPZ0791RR	4540	---	---	197	---	---	---	---	---	7.3	---	---	---	38.9
Hybrigold	4520	2910	3715	197	---	---	---	---	---	7.0	---	---	---	39.3
Sitro	4485	3485	3985	195	---	---	---	---	---	6.6	---	---	---	37.6
Virginia	4370	2415	3393	190	---	---	---	---	---	7.1	---	---	---	37.8
KS3302	4310	2970	3640	187	---	---	---	---	---	7.6	---	---	---	38.6
Taurus	4295	2580	3438	187	---	---	---	---	---	7.1	---	---	---	39.8
46W99	4260	---	---	185	---	---	---	---	---	7.3	---	---	---	39.4
Safran	4250	---	---	185	---	---	---	---	---	6.9	---	---	---	38.5
KS3254	4235	3290	3763	184	---	---	---	---	---	8.2	---	---	---	38.2
ARC98007	4215	2565	3390	183	---	---	---	---	---	6.4	---	---	---	38.4
Sumner	4195	2595	3395	182	---	---	---	---	---	6.3	---	---	---	38.7
MH904413	4175	---	---	182	---	---	---	---	---	5.9	---	---	---	---
DSV07100	4170	---	---	181	---	---	---	---	---	6.9	---	---	---	40.6
ARC97018	4155	2730	3443	181	---	---	---	---	---	7.2	---	---	---	38.0
ARC98015	4130	2690	3410	180	---	---	---	---	---	9.3	---	---	---	37.3
ARC2180-1	4065	2335	3200	177	---	---	---	---	---	9.2	---	---	---	36.9
KS3074	4055	3185	3620	176	---	---	---	---	---	8.2	---	---	---	36.9
KS7436	4030	2820	3425	175	---	---	---	---	---	7.2	---	---	---	38.3
ARC97019	4010	2620	3315	174	---	---	---	---	---	7.6	---	---	---	36.9
KS4158	4000	---	---	174	---	---	---	---	---	5.9	---	---	---	38.9
KS4022	3995	2690	3343	174	---	---	---	---	---	6.0	---	---	---	39.1
Ceres	3960	2660	3310	172	---	---	---	---	---	7.0	---	---	---	37.5
46W14	3950	---	---	172	---	---	---	---	---	8.7	---	---	---	38.7
HyClass 154W	3940	2865	3403	171	---	---	---	---	---	8.1	---	---	---	37.3
HyClass 110W	3920	---	---	170	---	---	---	---	---	7.2	---	---	---	37.1
KS3132	3875	3215	3545	168	---	---	---	---	---	7.3	---	---	---	37.6
KS3077	3865	2960	3413	168	---	---	---	---	---	8.5	---	---	---	37.3
Wichita	3850	3010	3430	167	---	---	---	---	---	6.1	---	---	---	38.1
BSX-501	3785	---	---	165	---	---	---	---	---	7.7	---	---	---	37.0
45D03	3775	---	---	164	---	---	---	---	---	7.4	---	---	---	38.0
KS4085	3695	3070	3383	161	---	---	---	---	---	7.8	---	---	---	38.1
Abilene	3665	2425	3045	159	---	---	---	---	---	6.9	---	---	---	36.2
Hybrisurf	3655	---	---	159	---	---	---	---	---	7.8	---	---	---	39.0
Forza	3650	---	---	159	---	---	---	---	---	9.0	---	---	---	37.4
KS9135	3595	3340	3468	156	---	---	---	---	---	7.9	---	---	---	37.2
CWH081	3510	---	---	153	---	---	---	---	---	5.8	---	---	---	36.9
CWH095	3505	---	---	152	---	---	---	---	---	6.9	---	---	---	37.1
Baldur	3460	2815	3138	150	---	---	---	---	---	6.4	---	---	---	38.5

Table 14. Results from the 2008 National Winter Canola Variety Trial at Russellville, KY

Name	Yield (lbs/a)			Yield (% of test avg.)			Winter Survival (%)			Moisture (%)	Test Weight (lbs/bu)	Shatter (%)	Lodging (%)	Oil (%)
	2008	2007	2-Yr.	2008	2008	2007	2-Yr.	2008	2007					
Kadore	3450	3885	3668	150	---	---	---	6.7	---	---	---	---	36.1	
Kronos	3430	2440	2935	149	---	---	---	6.9	---	---	---	---	37.6	
HyClass 115W	3410	---	---	148	---	---	---	6.0	---	---	---	---	38.0	
CWH633	3360	---	---	146	---	---	---	6.6	---	---	---	---	39.1	
Visby	3305	---	---	144	---	---	---	6.0	---	---	---	---	38.5	
KS3018	3275	2960	3118	142	---	---	---	7.7	---	---	---	---	36.4	
DKW46-15	3125	---	---	136	---	---	---	5.5	---	---	---	---	39.5	
DKW45-10	2980	---	---	130	---	---	---	6.8	---	---	---	---	36.8	
DKW13-69	2915	---	---	127	---	---	---	7.2	---	---	---	---	37.4	
CWH111	2900	---	---	126	---	---	---	6.1	---	---	---	---	39.0	
Satori	2815	2565	2690	122	---	---	---	5.9	---	---	---	---	38.5	
CWH116	2805	---	---	122	---	---	---	6.4	---	---	---	---	38.7	
DKW47-15	2800	---	---	122	---	---	---	5.7	---	---	---	---	38.1	
DKW41-10	2515	---	---	109	---	---	---	6.2	---	---	---	---	37.5	
HyClass107W	2515	---	---	109	---	---	---	6.9	---	---	---	---	36.7	
Jetton	2490	---	---	108	---	---	---	10.5	---	---	---	---	36.6	
Plainsman	2335	2420	2378	102	---	---	---	8.1	---	---	---	---	35.9	
BSX-567	2300	---	---	100	---	---	---	7.5	---	---	---	---	36.8	
Mean	3760	---	---	---	---	---	---	7.1	---	---	---	---	38.0	
LSD (0.05)	1050	---	---	---	---	---	---	1.5	---	---	---	---	2.1	
CV	17	---	---	---	---	---	---	13.0	---	---	---	---	1.6	

Bold - Superior LSD Group - Unless two entries differ by more than the LSD, little confidence can be placed in one being superior to the other.

Fremont, Ohio

Edwin Lentz, The Ohio State University
 Planted: 9/6/2007 at 6.7 lbs/a in 7-in. rows
 Harvested: 7/16/2008
 Herbicides: None
 Insecticides: None
 Irrigation: None
 Previous Crop: Wheat
 Soil Test: P=32 ppm, K=145 ppm, pH= 7.2
 Fertilizer: 27-69-90 lbs N-P-K fertilizer in fall
 101-0-0 lbs N-P-K fertilizer in spring
 Soil Type: Hoytville silty clay loam
 Elevation: 636 ft Latitude: 41°21'N
 Comments:

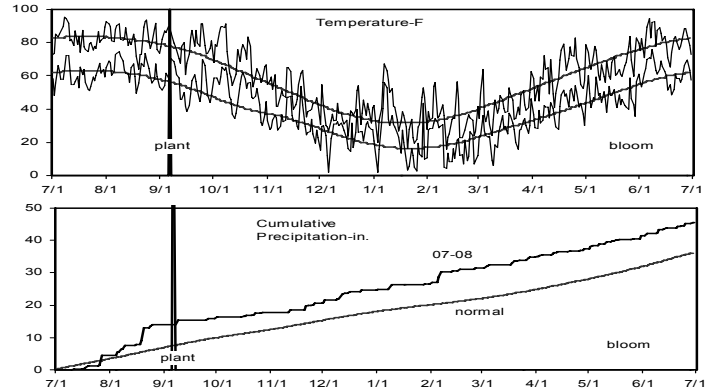


Table 15. Results for the 2008 National Winter Canola Variety Trial at Fremont, OH

Line	Yield (lbs/a)			Yield (% of test avg.)				Winter Survival	Fall Stand (%)	50% Bloom (d)	Plant Height (in.)	Shatter (%)	Oil (%)
	2008	2007	2-Yr.	2008	2008	2007	2-Yr.						
Sitro	4078	2373	3225	130	94	---	---	98	123	50	---	43.5	
CWH111	4021	---	---	129	90	---	---	98	122	45	---	41.9	
Hornet	3965	2785	3375	127	95	---	---	98	123	53	---	42.2	
Rally	3820	2947	3383	122	92	---	---	96	123	51	---	43.5	
Hybristar	3656	---	---	117	91	---	---	97	124	47	---	43.0	
Hybrisurf	3650	---	---	117	88	---	---	99	124	46	---	43.3	
Wichita	3490	2002	2746	112	93	---	---	98	123	51	---	41.9	
Flash	3420	2273	2847	109	96	---	---	96	124	49	---	42.6	
CWH095	3372	---	---	108	97	---	---	98	123	47	---	41.8	
CWH116	3364	---	---	108	94	---	---	97	124	43	---	42.5	
Baldur	3355	1828	2592	107	91	---	---	96	123	51	---	42.2	
Kronos	3337	1952	2645	107	92	---	---	97	123	53	---	41.5	
Kadore	3270	2075	2672	105	96	---	---	99	123	44	---	42.0	
CWH081	3256	---	---	104	94	---	---	97	124	48	---	42.2	
KS3077	3183	1661	2422	102	97	---	---	98	123	49	---	44.0	
Forza	3063	---	---	98	94	---	---	97	124	38	---	43.0	
CWH633	2983	---	---	95	98	---	---	97	123	46	---	42.2	
KS3302	2978	1701	2340	95	94	---	---	96	123	49	---	42.3	
Hybrigold	2972	---	---	95	95	---	---	96	123	48	---	41.9	
DKW46-15	2968	---	---	95	95	---	---	95	123	49	---	41.6	
Dimension	2930	---	---	94	92	---	---	98	123	47	---	43.1	
HyClass 110W	2915	---	---	93	84	---	---	98	124	45	---	42.3	
Safran	2913	---	---	93	94	---	---	97	124	48	---	42.1	
DKW47-15	2901	---	---	93	95	---	---	95	123	47	---	41.9	
Virginia	2868	2036	2452	92	88	---	---	98	124	38	---	41.8	
Sumner	2866	1379	2123	92	91	---	---	96	122	47	---	43.4	
Ceres	2855	1941	2398	91	92	---	---	97	124	46	---	43.9	
KS3074	2793	1727	2260	89	97	---	---	98	123	50	---	40.3	
DKW41-10	2707	---	---	87	95	---	---	96	123	44	---	43.8	
DKW13-69	2665	---	---	85	95	---	---	94	124	46	---	43.4	
KS9135	2636	1730	2183	84	94	---	---	98	123	48	---	41.3	
HyClass 115W	2634	---	---	84	93	---	---	97	122	44	---	42.6	
DKW45-10	2623	---	---	84	90	---	---	98	122	43	---	42.9	
DSV07100	2552	---	---	82	95	---	---	96	123	46	---	41.6	
Satori	2427	---	---	78	88	---	---	97	124	42	---	42.1	
Jetton	---	---	---	---	---	---	---	---	---	---	---	42.0	
Mean	3128	---	---	---	93	---	---	97	123	47	---	42.4	
CV	11	---	---	---	3	---	---	2	0	6	---	3.5	
LSD (0.05)	461	---	---	---	4	---	---	NS	1	4	---	NS	

Bold - Superior LSD Group - Unless two entries differ by more than the LSD, little confidence can be placed in one being superior to the other. Bloom is recorded as the date after January 1 when 50% of plants have one or more open flowers.

Knoxville, Tennessee

Carl Sams and Dennis West, University of Tennessee

Planted: 9/25/07 at 8 lbs/a in 7-in. rows
 Harvested: 6/12/08
 Herbicides: None
 Insecticides: None
 Irrigation: None
 Previous Crop: Fallow
 Soil Test: P=medium, K=medium
 Fertilizer: 30-30-30 lbs of N-P-K fertilizer in the fall
 119-0-0 lbs of N-P-K fertilizer in the spring
 Soil Type: Sequoia silt loam
 Elevation: 890 ft Latitude: 36°02'N
 Comments:

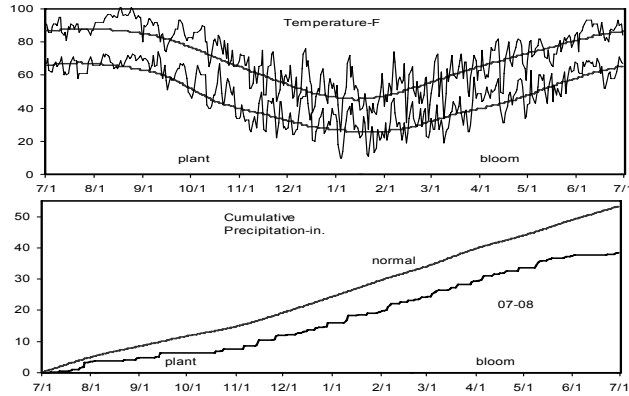


Table 16. Results for the 2008 National Winter Canola Variety Trial at Knoxville, TN

Name	Yield (lbs/a)			Yield (% of test avg.)			Winter Survival (%)			Fall Stand	Plant Height	Shatter	Lodging	Oil
	2008	2007	2-Yr.	2008	2008	2007	2-Yr.	(%)	(in.)	(%)	(%)	(%)		
Flash	1836	---	---	157	100	---	---	100	---	---	25	39.5		
Rally	1711	---	---	147	100	---	---	100	---	---	15	39.6		
45D03	1677	---	---	144	100	---	---	100	---	---	0	39.7		
CWH081	1658	---	---	142	100	---	---	100	---	---	3	37.5		
CWH116	1614	---	---	138	100	---	---	100	---	---	0	41.3		
Hybrigold	1560	---	---	134	100	---	---	100	---	---	5	40.0		
Kadore	1510	---	---	129	100	---	---	100	---	---	0	38.8		
Baldur	1492	---	---	128	100	---	---	100	---	---	28	40.3		
KS4158	1478	---	---	126	100	---	---	96	---	---	3	40.3		
DSV07100	1462	---	---	125	100	---	---	100	---	---	10	40.5		
Hybristar	1448	---	---	124	100	---	---	100	---	---	16	39.2		
Dimension	1448	---	---	124	100	---	---	100	---	---	6	42.0		
46W14	1431	---	---	122	100	---	---	100	---	---	10	41.5		
ARC97018	1424	---	---	122	100	---	---	100	---	---	6	38.9		
CWH095	1384	---	---	118	100	---	---	100	---	---	3	39.1		
Visby	1374	---	---	118	100	---	---	95	---	---	5	39.3		
Hornet	1343	---	---	115	100	---	---	100	---	---	28	40.1		
ARC2180-1	1324	---	---	113	100	---	---	100	---	---	3	38.3		
KS3074	1300	---	---	111	100	---	---	100	---	---	5	39.4		
Sitro	1277	---	---	109	100	---	---	100	---	---	25	40.0		
Kronos	1262	---	---	108	100	---	---	100	---	---	11	38.7		
KS3254	1261	---	---	108	100	---	---	100	---	---	3	38.7		
Safran	1247	---	---	107	100	---	---	100	---	---	11	41.3		
Forza	1247	---	---	107	100	---	---	100	---	---	1	39.0		
Taurus	1202	---	---	103	100	---	---	100	---	---	10	40.6		
Hybrisurf	1201	---	---	103	100	---	---	100	---	---	18	40.7		
Wichita	1200	---	---	103	100	---	---	100	---	---	8	38.8		
KS3302	1189	---	---	102	100	---	---	100	---	---	11	39.6		
DKW46-15	1161	---	---	99	100	---	---	100	---	---	6	40.2		
DKW13-69	1150	---	---	98	100	---	---	100	---	---	8	38.5		
Ceres	1144	---	---	98	100	---	---	100	---	---	6	39.2		
BSX-501	1140	---	---	98	100	---	---	100	---	---	15	38.5		
CWH111	1120	---	---	96	100	---	---	100	---	---	5	40.1		
Satori	1078	---	---	92	100	---	---	100	---	---	6	39.2		
KS3077	1076	---	---	92	100	---	---	100	---	---	10	38.8		
HyClass 107W	1069	---	---	91	100	---	---	100	---	---	11	39.2		
Virginia	1042	---	---	89	100	---	---	100	---	---	6	37.7		
ARC98007	1024	---	---	88	100	---	---	100	---	---	13	37.7		
KS4085	1008	---	---	86	100	---	---	100	---	---	3	37.9		
46W99	1008	---	---	86	100	---	---	100	---	---	10	39.3		
HyClass 154W	989	---	---	85	100	---	---	100	---	---	6	38.7		
NPZ0791RR	973	---	---	83	100	---	---	100	---	---	45	41.2		
KS9135	955	---	---	82	100	---	---	100	---	---	8	38.6		

Table 16. Results for the 2008 National Winter Canola Variety Trial at Knoxville, TN

Name	Yield (lbs/a)			Yield (% of test avg.)			Winter Survival (%)		Fall	Plant	Shatter (%)	Lodging (%)	Oil (%)
	2008	2007	2-Yr.	2008	2008	2007	2-Yr.	Stand (%)	Height (in.)				
ARC98015	944	---	---	81	100	---	---	100	---	---	18	38.0	
KS4022	924	---	---	79	100	---	---	100	---	---	8	38.5	
BSX-567	905	---	---	77	100	---	---	100	---	---	8	37.9	
KS3018	893	---	---	76	100	---	---	100	---	---	6	38.4	
Abilene	871	---	---	75	100	---	---	100	---	---	15	37.7	
ARC97019	846	---	---	72	100	---	---	100	---	---	16	37.7	
KS7436	842	---	---	72	100	---	---	100	---	---	11	39.4	
Sumner	832	---	---	71	100	---	---	93	---	---	5	39.6	
KS3132	805	---	---	69	100	---	---	100	---	---	30	39.5	
CWH633	693	---	---	59	100	---	---	100	---	---	6	37.5	
DKW47-15	686	---	---	59	100	---	---	100	---	---	10	38.3	
HyClass 115W	648	---	---	55	100	---	---	100	---	---	21	38.5	
DKW41-10	602	---	---	52	100	---	---	100	---	---	28	38.4	
DKW45-10	553	---	---	47	100	---	---	100	---	---	23	39.2	
HyClass 110W	523	---	---	45	100	---	---	100	---	---	55	38.4	
Jetton	---	---	---	---	---	---	---	---	---	---	---	---	
Plainsman	---	---	---	---	---	---	---	---	---	---	---	---	
Mean	1168	---	---	---	100	---	---	99.7	---	---	12.2	39.2	
CV	26	---	---	---	---	---	---	1.6	---	---	112	2.4	
LSD 0.05	504	---	---	---	---	---	---	3	---	---	23	1.9	

Bold - Superior LSD Group - Unless two entries differ by more than the LSD, little confidence can be placed in one being superior to the other. Yields adjusted to 9% moisture.

Milan, Tennessee

Carl Sams and Dennis West, University of Tennessee
 Planted: 10/1/07 at 8 lbs/a in 7-in. rows
 Harvested: 6/16/08
 Herbicides: Roundup 32 oz preplant
 Insecticides: None
 Irrigation: None
 Previous Crop: Wheat
 Soil Test: P=high, K=medium, pH=5.9
 Fertilizer: 30-30-30 lbs N-P-K fertilizer in the fall
 90-0-0 lbs N-P-K fertilzier in the spring
 Soil Type: Grenada silt loam
 Elevation: 424 ft Latitude: 35°54'N
 Comments:

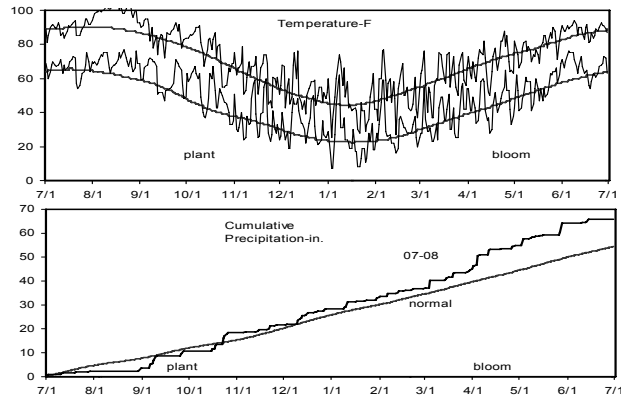


Table 17. Results from the 2008 National Winter Canola Variety Trial at Milan, TN

Name	Yield (lbs/a)			Yield (% of test avg.)			Plant			Test		
	2008	2007	2-Yr.	2008	2008	2007	2-Yr.	Height (in.)	Shatter (%)	Lodging (%)	Weight (lbs/bu)	Oil (%)
Safran	1909	---	---	203	---	---	---	---	---	---	---	40.1
Hornet	1557	---	---	166	---	---	---	---	---	---	---	41.0
Sitro	1456	---	---	155	---	---	---	---	---	---	---	40.4
CWH111	1439	---	---	153	---	---	---	---	---	---	---	41.5
Flash	1431	---	---	152	---	---	---	---	---	---	---	41.1
Rally	1387	---	---	147	---	---	---	---	---	---	---	40.0
ARC98007	1297	---	---	138	---	---	---	---	---	---	---	40.3
46W14	1244	---	---	132	---	---	---	---	---	---	---	41.7
Virginia	1200	---	---	128	---	---	---	---	---	---	---	40.7
46W99	1197	---	---	127	---	---	---	---	---	---	---	41.3
KS3254	1192	---	---	127	---	---	---	---	---	---	---	40.5
ARC97018	1147	---	---	122	---	---	---	---	---	---	---	40.9
CWH081	1144	---	---	122	---	---	---	---	---	---	---	40.2
HyClass 154W	1142	---	---	121	---	---	---	---	---	---	---	40.1
KS4158	1131	---	---	120	---	---	---	---	---	---	---	41.7
Hybrigold	1110	---	---	118	---	---	---	---	---	---	---	40.3
KS3074	1101	---	---	117	---	---	---	---	---	---	---	40.0
KS4085	1099	---	---	117	---	---	---	---	---	---	---	40.4
Satori	1077	---	---	115	---	---	---	---	---	---	---	40.7
KS4022	1070	---	---	114	---	---	---	---	---	---	---	40.1
Forza	1038	---	---	110	---	---	---	---	---	---	---	39.8
KS3018	1026	---	---	109	---	---	---	---	---	---	---	40.3
BSX-501	1023	---	---	109	---	---	---	---	---	---	---	39.8
ARC97019	992	---	---	106	---	---	---	---	---	---	---	40.4
KS3132	984	---	---	105	---	---	---	---	---	---	---	40.5
KS3077	921	---	---	98	---	---	---	---	---	---	---	40.5
Dimension	899	---	---	96	---	---	---	---	---	---	---	42.7
KS3302	885	---	---	94	---	---	---	---	---	---	---	41.3
45D03	882	---	---	94	---	---	---	---	---	---	---	41.8
KS9135	878	---	---	93	---	---	---	---	---	---	---	39.8
Wichita	877	---	---	93	---	---	---	---	---	---	---	40.9
Hybrisurf	842	---	---	90	---	---	---	---	---	---	---	42.5
HyClass 110W	832	---	---	88	---	---	---	---	---	---	---	40.3
Kronos	820	---	---	87	---	---	---	---	---	---	---	39.1
NPZ0791RR	818	---	---	87	---	---	---	---	---	---	---	41.9
Kadore	817	---	---	87	---	---	---	---	---	---	---	39.7
ARC98015	816	---	---	87	---	---	---	---	---	---	---	40.5
Sumner	810	---	---	86	---	---	---	---	---	---	---	40.3
Hybristar	806	---	---	86	---	---	---	---	---	---	---	40.6
KS7436	799	---	---	85	---	---	---	---	---	---	---	41.2
CWH633	797	---	---	85	---	---	---	---	---	---	---	40.2
DKW45-10	795	---	---	85	---	---	---	---	---	---	---	39.4
ARC2180-1	788	---	---	84	---	---	---	---	---	---	---	41.7

Table 17. Results from the 2008 National Winter Canola Variety Trial at Milan, TN

Name	Yield (lbs/a)			Yield (% of test avg.)			Plant			Test		
	2008	2007	2-Yr.	2008	2008	2007	2-Yr.	Height (in.)	Shatter (%)	Lodging (%)	Weight (lbs/bu)	Oil (%)
Ceres	781	---	---	83	---	---	---	---	---	---	---	39.5
CWH095	775	---	---	82	---	---	---	---	---	---	---	41.3
DKW47-15	727	---	---	77	---	---	---	---	---	---	---	39.9
DKW13-69	707	---	---	75	---	---	---	---	---	---	---	40.2
DSV07100	700	---	---	74	---	---	---	---	---	---	---	42.4
DKW46-15	666	---	---	71	---	---	---	---	---	---	---	41.5
Taurus	634	---	---	67	---	---	---	---	---	---	---	41.7
Visby	634	---	---	67	---	---	---	---	---	---	---	40.0
CWH116	587	---	---	62	---	---	---	---	---	---	---	41.3
HyClass 115W	585	---	---	62	---	---	---	---	---	---	---	40.5
Abilene	518	---	---	55	---	---	---	---	---	---	---	38.7
Baldur	490	---	---	52	---	---	---	---	---	---	---	40.3
BSX-567	485	---	---	52	---	---	---	---	---	---	---	38.6
DKW41-10	453	---	---	48	---	---	---	---	---	---	---	40.9
HyClass 107W	326	---	---	35	---	---	---	---	---	---	---	39.6
Jetton	---	---	---	---	---	---	---	---	---	---	---	39.1
Plainsman	---	---	---	---	---	---	---	---	---	---	---	38.1
Mean	940	---	---	---	---	---	---	---	---	---	---	40.5
CV	33	---	---	---	---	---	---	---	---	---	---	1.4
LSD 0.05	508	---	---	---	---	---	---	---	---	---	---	1.2

Bold - Superior LSD Group - Unless two entries differ by more than the LSD, little confidence can be placed in one being superior to the other. Yields adjusted to 9% moisture. Oil adjusted for small sample size.

Springfield, Tennessee

Carl Sams and Dennis West, University of Tennessee

Planted: 9/28/07 at 8 lbs/a in 7-in. rows

Harvested: 6/18/08

Herbicides: Roundup preplant, Select 2EC

Insecticides: None

Irrigation: None

Previous Crop: Fallow

Soil Test: P=high, K=high, pH=6.0

Fertilizer: 30-0-0 lbs N-P-K fertilizer in the fall

90-0-0 lbs N-P-K fertilizer in the spring

Soil Type: Dickson silt loam

Elevation: 650 ft Latitude: 36°30'N

Comments:

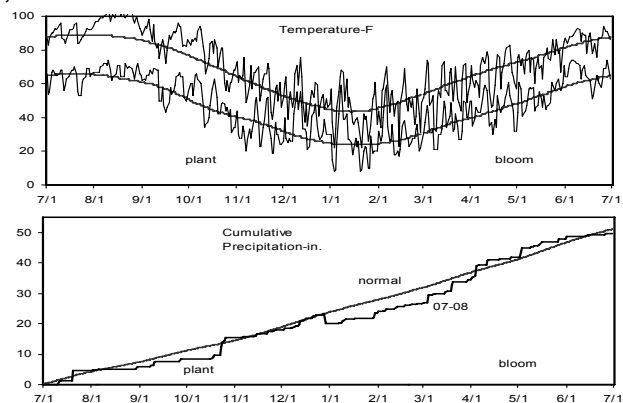


Table 18. Results from the 2008 National Winter Canola Variety Trial at Springfield, TN

Name	Yield (lbs/a)			Yield (% of test avg.)				Fall			Test	
	2008	2007	2-Yr.	2008	2008	2007	2-Yr.	Stand (%)	Lodging (%)	Shatter (%)	Weight (lbs/bu)	Oil (%)
Safran	2214	---	---	133	100	---	---	63	---	---	---	42.6
Sitro	2191	---	---	131	100	---	---	77	---	---	---	42.8
45D03	2175	---	---	130	100	---	---	86	---	---	---	42.6
Rally	2172	---	---	130	100	---	---	85	---	---	---	42.5
Hornet	2130	---	---	128	100	---	---	78	---	---	---	41.9
Hybrigold	2080	---	---	125	100	---	---	57	---	---	---	41.5
KS3077	2078	---	---	124	100	---	---	78	---	---	---	42.5
CWH095	2073	---	---	124	100	---	---	83	---	---	---	42.4
KS4158	2020	---	---	121	100	---	---	79	---	---	---	43.1
Taurus	2012	---	---	120	100	---	---	68	---	---	---	43.4
CWH111	1989	---	---	119	100	---	---	67	---	---	---	42.6
DSV07100	1879	---	---	113	100	---	---	70	---	---	---	43.9
Dimension	1868	---	---	112	100	---	---	75	---	---	---	44.5
CWH081	1858	---	---	111	100	---	---	78	---	---	---	42.6
Wichita	1831	---	---	110	100	---	---	75	---	---	---	42.9
KS9135	1811	---	---	108	100	---	---	77	---	---	---	41.9
KS3254	1810	---	---	108	100	---	---	78	---	---	---	41.4
Hybrisurf	1793	---	---	107	100	---	---	83	---	---	---	44.2
Sumner	1738	---	---	104	100	---	---	53	---	---	---	41.8
KS7436	1730	---	---	104	100	---	---	80	---	---	---	42.1
Virginia	1730	---	---	104	100	---	---	78	---	---	---	42.1
ARC97018	1729	---	---	104	100	---	---	83	---	---	---	42.1
KS4085	1712	---	---	103	100	---	---	75	---	---	---	41.5
Visby	1695	---	---	101	100	---	---	62	---	---	---	42.3
HyClass 115W	1691	---	---	101	100	---	---	82	---	---	---	41.5
KS3302	1687	---	---	101	100	---	---	78	---	---	---	43.4
KS3018	1674	---	---	100	100	---	---	75	---	---	---	41.8
Forza	1673	---	---	100	100	---	---	78	---	---	---	41.4
DKW45-10	1669	---	---	100	100	---	---	65	---	---	---	41.1
Kadore	1656	---	---	99	100	---	---	43	---	---	---	38.4
ARC97019	1646	---	---	99	100	---	---	68	---	---	---	41.9
HyClass 154W	1619	---	---	97	100	---	---	53	---	---	---	40.8
NPZ0791RR	1617	---	---	97	100	---	---	77	---	---	---	43.2
46W14	1614	---	---	97	100	---	---	77	---	---	---	44.3
KS3132	1613	---	---	97	100	---	---	78	---	---	---	42.0
HyClass 110W	1600	---	---	96	100	---	---	83	---	---	---	39.3
CWH633	1593	---	---	95	100	---	---	67	---	---	---	42.3
DKW47-15	1588	---	---	95	100	---	---	50	---	---	---	41.8
Flash	1569	---	---	94	100	---	---	77	---	---	---	43.5
KS3074	1520	---	---	91	100	---	---	77	---	---	---	42.2
Satori	1505	---	---	90	100	---	---	70	---	---	---	42.6
BSX-501	1495	---	---	89	100	---	---	70	---	---	---	42.0
Baldur	1468	---	---	88	100	---	---	77	---	---	---	42.7

Table 18. Results from the 2008 National Winter Canola Variety Trial at Springfield, TN

Name	Yield (lbs/a)			Yield (% of test avg.)			Winter Survival (%)			Fall			Test	
	2008	2007	2-Yr.	2008	2008	2007	2-Yr.	Stand (%)	Lodging (%)	Shatter (%)	Weight (lbs/bu)	Oil (%)		
46W99	1458	---	---	87	100	---	---	58	---	---	---	42.4		
ARC2180-1	1458	---	---	87	100	---	---	70	---	---	---	42.1		
DKW46-15	1446	---	---	87	100	---	---	72	---	---	---	42.7		
Hybristar	1424	---	---	85	100	---	---	72	---	---	---	42.5		
CWH116	1398	---	---	84	100	---	---	75	---	---	---	42.6		
DKW13-69	1391	---	---	83	100	---	---	80	---	---	---	41.5		
Abilene	1391	---	---	83	100	---	---	72	---	---	---	41.2		
ARC98007	1335	---	---	80	100	---	---	65	---	---	---	41.6		
Ceres	1325	---	---	79	100	---	---	67	---	---	---	40.9		
Kronos	1315	---	---	79	100	---	---	70	---	---	---	40.9		
ARC98015	1303	---	---	78	100	---	---	80	---	---	---	41.0		
DKW41-10	1281	---	---	77	100	---	---	70	---	---	---	41.6		
BSX-567	1261	---	---	75	100	---	---	68	---	---	---	40.6		
KS4022	1195	---	---	72	100	---	---	73	---	---	---	40.8		
HyClass 107W	1064	---	---	64	100	---	---	50	---	---	---	41.0		
Plainsman	---	---	---	---	---	---	---	0	---	---	---	41.1		
Jetton	---	---	---	---	---	---	---	0	---	---	---	39.3		
Mean	1670	---	---	---	100	---	---	72	---	---	---	42.0		
CV	21	---	---	---	---	---	---	19	---	---	---	2.1		
LSD 0.05	570	---	---	---	---	---	---	23	---	---	---	1.8		

Bold - Superior LSD Group - Unless two entries differ by more than the LSD, little confidence can be placed in one being superior to the other. Yields adjusted to 9% moisture.

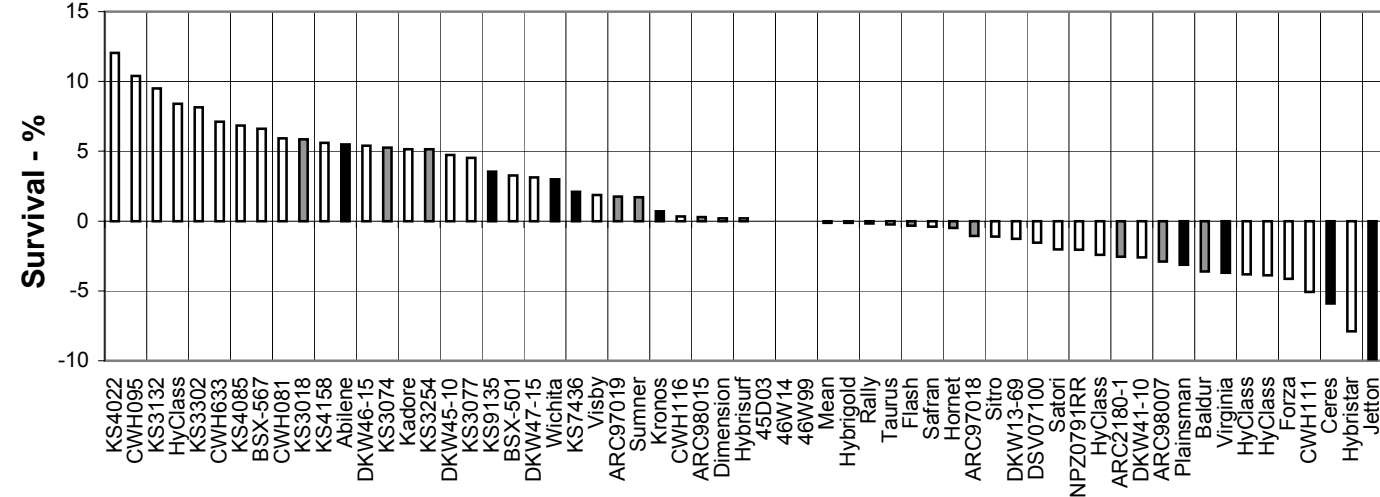
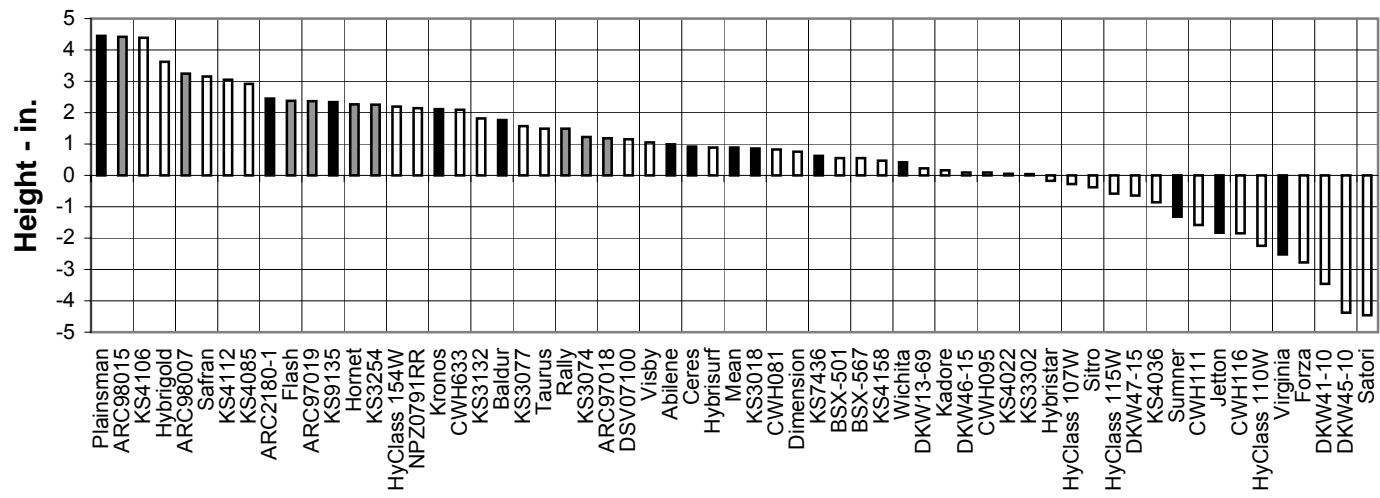
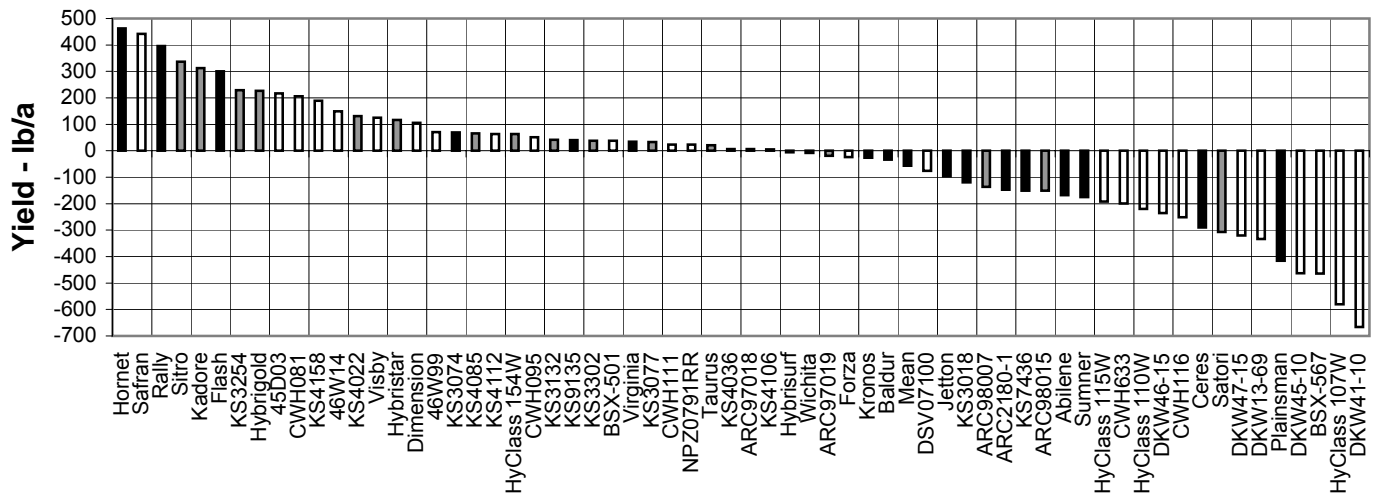
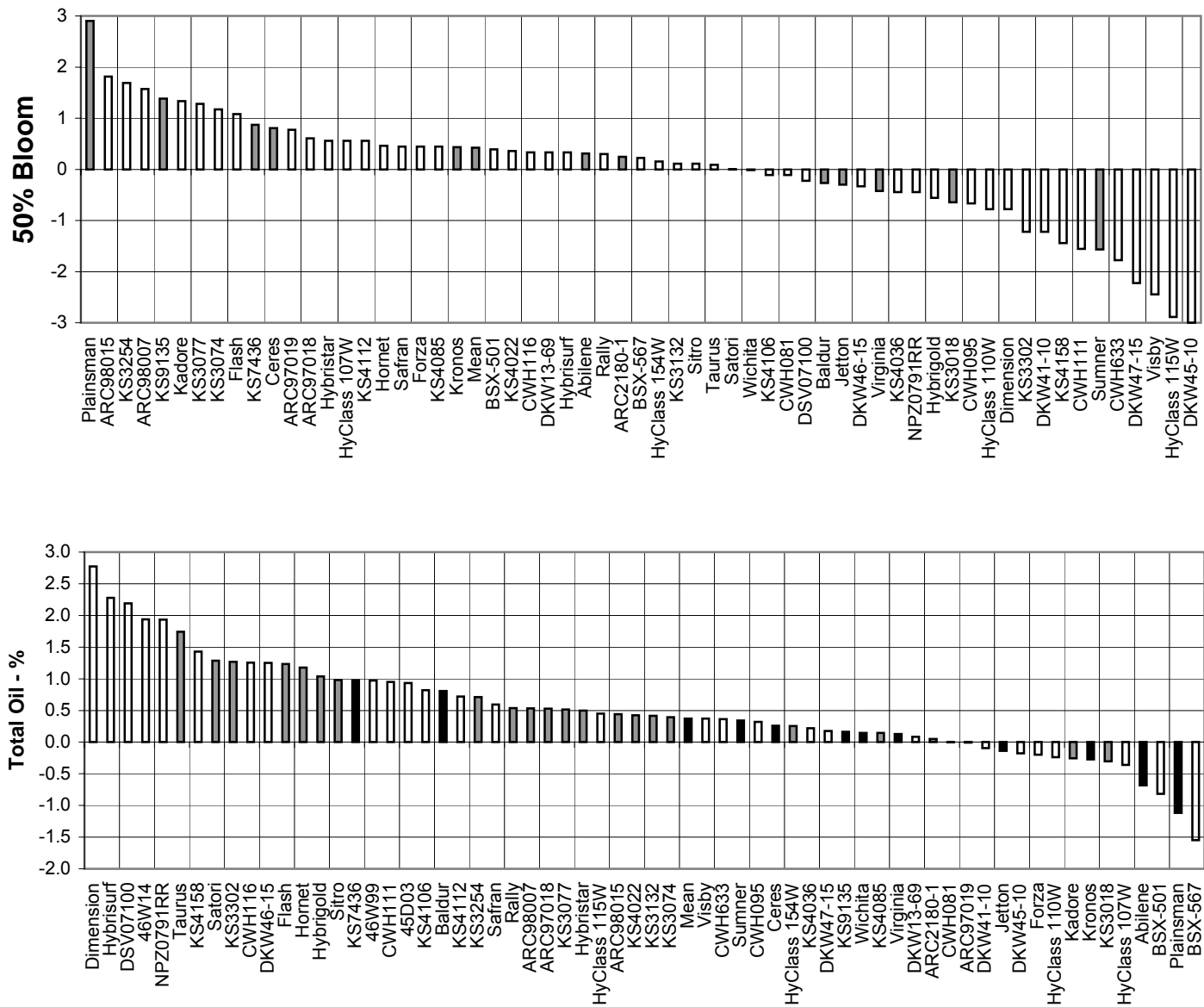


Figure 2. Midwest Winter Canola Summary, 2004-2008.



Note: Values are averages of the differences between each cultivar and the mean of Kronos, Virginia, and Wichita for yield (lbs/a), winter survival (%), plant height (in.), 50% bloom date (days), and total oil content (%). The number of observations for each trait is represented by the different colored bars (as shown at right).




Figure 2. Midwest Winter Canola Summary, 2004-2008 (continued).

Jerry Johnson and Jean-Nicolas Enjalbert
 Colorado State University
 Planted: 8/28/2007 at 8 lbs/a
 Harvested: 7/24/2008
 Herbicides: None
 Insecticides: None
 Irrigation: 5 in.
 Previous Crop: Wheat
 Soil Test: NA
 Fertilizer: 50-0-0 lbs N-P-K fertilizer in fall
 Soil Type: Valentine sand
 Elevation: 4300 ft Latitude:40°09'N
 Comments:

Akron, Colorado

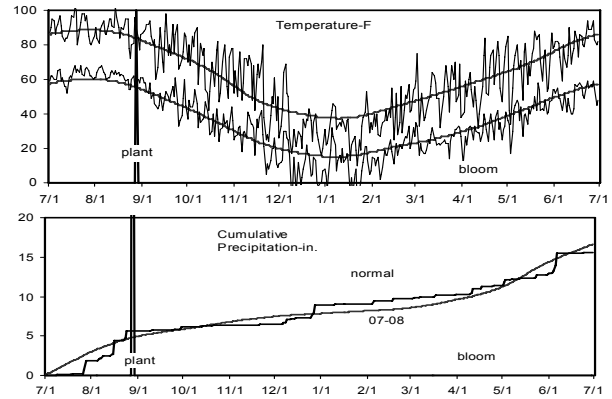


Table 19. Results from the 2008 National Winter Canola Variety Trial at Akron, CO

Name	Yield (lbs/a)			Yield % of test avg.		Winter Survival (%)		Shatter (%)	Moisture (%)	Test Weight		Oil (%)
	2008	2007	2-Yr.	2008	2007	2008	2007			(lbs/bu)	(%)	
Kronos	2162	---	---	163	---	---	---	---	5.4	44.7	36.4	
Kadore	1829	---	---	138	---	---	---	---	5.1	46.2	32.6	
CWH081	1810	---	---	136	---	---	---	---	5.0	45.0	32.0	
DKW41-10	1745	---	---	131	---	---	---	---	4.9	47.3	35.4	
Baldur	1720	---	---	129	---	---	---	---	6.1	43.8	34.4	
NPZ0791RR	1711	---	---	129	---	---	---	---	5.2	45.6	36.2	
DKW47-15	1637	---	---	123	---	---	---	---	5.3	44.6	36.7	
KS4158	1625	---	---	122	---	---	---	---	4.9	41.3	35.0	
Ceres	1607	---	---	121	---	---	---	---	5.2	44.4	35.3	
Hybrisurf	1539	---	---	116	---	---	---	---	5.5	45.0	36.5	
DKW46-15	1530	---	---	115	---	---	---	---	4.9	43.2	37.5	
Flash	1520	---	---	114	---	---	---	---	5.5	49.3	35.8	
ARC98015	1504	---	---	113	---	---	---	---	5.6	46.0	34.6	
KS3254	1502	---	---	113	---	---	---	---	5.2	45.3	34.9	
CWH116	1499	---	---	113	---	---	---	---	4.9	46.5	36.4	
Rally	1497	---	---	113	---	---	---	---	5.1	46.1	33.9	
Visby	1494	---	---	112	---	---	---	---	5.3	44.3	35.4	
KS4085	1470	---	---	111	---	---	---	---	5.0	46.5	36.1	
Hybristar	1434	---	---	108	---	---	---	---	5.3	39.2	34.3	
CWH633	1428	---	---	107	---	---	---	---	4.9	44.5	36.4	
Hornet	1404	---	---	106	---	---	---	---	5.3	45.6	32.1	
KS4022	1393	---	---	105	---	---	---	---	5.2	42.9	34.8	
KS3077	1382	---	---	104	---	---	---	---	5.2	43.9	32.7	
KS9135	1378	---	---	104	---	---	---	---	5.2	44.1	32.5	
ARC98007	1376	---	---	103	---	---	---	---	5.2	43.3	32.7	
ARC97019	1332	---	---	100	---	---	---	---	5.1	44.4	34.0	
Safran	1323	---	---	100	---	---	---	---	4.8	45.9	31.8	
Dimension	1311	---	---	99	---	---	---	---	5.6	43.2	36.4	
HyClass 115W	1303	---	---	98	---	---	---	---	5.2	44.3	33.8	
BSX-567	1303	---	---	98	---	---	---	---	4.9	43.9	33.5	
CWH095	1282	---	---	96	---	---	---	---	5.4	41.8	33.1	
Wichita	1268	---	---	95	---	---	---	---	4.8	44.3	32.4	
KS3132	1264	---	---	95	---	---	---	---	5.2	44.2	32.6	
CWH111	1255	---	---	94	---	---	---	---	5.7	48.0	34.3	
DKW13-69	1248	---	---	94	---	---	---	---	5.7	44.9	34.5	
Sitro	1236	---	---	93	---	---	---	---	5.0	45.1	31.8	
HyClass 154W	1217	---	---	92	---	---	---	---	6.2	42.7	32.9	
Satori	1207	---	---	91	---	---	---	---	5.8	38.0	34.5	
KS3074	1190	---	---	90	---	---	---	---	5.2	44.2	33.2	
Sumner	1188	---	---	89	---	---	---	---	4.8	41.4	33.4	
KS3302	1175	---	---	88	---	---	---	---	5.0	41.2	33.9	
DSV07100	1135	---	---	85	---	---	---	---	6.0	45.2	33.8	
ARC97018	1129	---	---	85	---	---	---	---	5.0	43.9	32.8	

Table 19. Results from the 2008 National Winter Canola Variety Trial at Akron, CO

Name	Yield (lbs/a)			Yield % of test avg.			Winter Survival (%)	Shatter (%)	Moisture (%)	Test	
	2008	2007	2-Yr.	2008	2008	2007				2-Yr.	Weight (lbs/bu)
Forza	1109	---	---	83	---	---	---	---	5.4	43.8	31.3
KS7436	1109	---	---	83	---	---	---	---	5.2	44.1	32.7
ARC2180-1	1069	---	---	80	---	---	---	---	5.9	43.2	33.7
Taurus	1013	---	---	76	---	---	---	---	5.5	45.0	33.9
Abilene	1002	---	---	75	---	---	---	---	5.4	40.7	31.4
BSX-501	990	---	---	74	---	---	---	---	5.2	41.4	32.6
HyClass 110W	983	---	---	74	---	---	---	---	5.9	43.4	32.2
Virginia	980	---	---	74	---	---	---	---	5.3	41.0	30.6
Plainsman	964	---	---	73	---	---	---	---	---	---	---
DKW45-10	909	---	---	68	---	---	---	---	5.6	38.0	31.0
HyClass107W	880	---	---	66	---	---	---	---	6.1	43.9	33.5
KS3018	873	---	---	66	---	---	---	---	5.5	43.3	32.9
Hybrigold	799	---	---	60	---	---	---	---	5.2	41.9	31.8
Jetton	---	---	---	---	---	---	---	---	---	---	---
Mean	1329	---	---	---	---	---	---	---	5.3	43.9	33.8
CV	29	---	---	---	---	---	---	---	7.6	6.1	5.7
LSD (0.05)	617	---	---	---	---	---	---	---	NS	NS	NS

Bold - Superior LSD Group - Unless two entries differ by more than the LSD, little confidence can be placed in one being superior to the other.

Calvin Pearson, Western Colorado Research Center
 Colorado State University
 Planted: 9/19/2007 at 6.4 lbs/a in 30-in. rows
 Harvested: 7/8/2008
 Herbicides: Trifluralin 1.5 pt/a
 Insecticides: None
 Irrigation: Yes
 Previous Crop: Alfalfa
 Soil Test: None
 Fertilizer: 36-92-0 lbs N-P-K fertilizer in fall
 42-0-0 lbs N-P-K fertilizer in spring
 Soil Type: Youngston clay loam
 Elevation: 4605 ft Latitude: 41°83'1"N
 Comments:

Fruita, Colorado

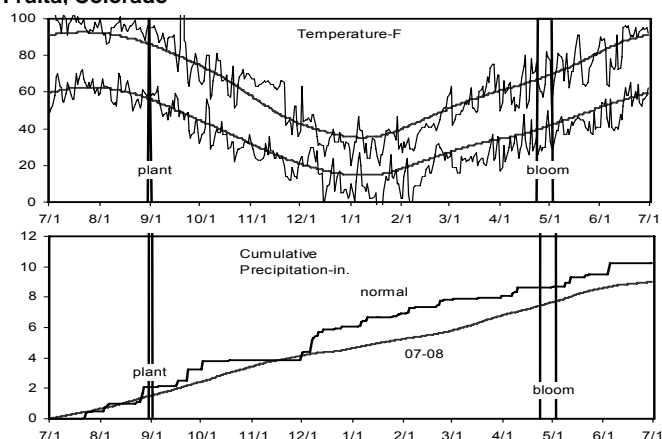


Table 20. Results of the 2008 National Winter Canola Variety Trial at Fruita, CO

Name	Yield (lbs/a)			Yield (% of test avg)			Winter Survival (%)			Fall Stand	50% Bloom	Shatter	Moisture	Test Weight	Oil
	2008	2007	2-Yr.	2008	2008	2007	2-Yr.	(0-10)	(d)	(%)	(%)	(lbs/bu)	(%)		
Sitro	3724	2908	3316	140	---	---	---	9.8	119	0.0	5.3	49.7	45.5		
Hybrisurf	3383	---	---	127	---	---	---	8.3	119	0.0	5.4	49.9	45.9		
Baldur	3342	3112	3227	125	---	---	---	10.0	118	0.0	5.7	50.6	44.9		
Forza	3319	---	---	125	---	---	---	9.2	119	0.0	5.2	49.7	42.0		
Kronos	3312	2276	2794	124	---	---	---	9.2	119	1.7	5.8	51.9	44.3		
Rally	3298	3083	3191	124	---	---	---	10.0	119	0.0	5.4	50.2	44.8		
Hornet	3287	3115	3201	123	---	---	---	9.3	119	0.0	5.3	51.2	45.8		
CWH081	3276	---	---	123	---	---	---	9.3	119	0.0	5.6	50.8	43.4		
DSV07100	3250	---	---	122	---	---	---	8.7	119	0.0	5.5	50.9	46.2		
Visby	3175	---	---	119	---	---	---	10.0	117	0.0	5.6	49.9	45.1		
HyClass 115W	3171	---	---	119	---	---	---	9.5	118	1.7	5.2	49.8	43.4		
Satori	3129	3251	3190	117	---	---	---	9.0	122	0.0	5.7	49.8	45.3		
Safran	3110	---	---	117	---	---	---	9.7	119	0.0	5.3	49.5	43.4		
Hybristar	3054	2937	2996	115	---	---	---	9.5	118	1.7	5.3	49.0	44.2		
ARC97019	3037	2426	2732	114	---	---	---	9.0	120	0.0	5.8	49.8	43.6		
Dimension	3005	---	---	113	---	---	---	8.7	118	1.7	5.5	50.7	46.8		
Flash	2984	3213	3098	112	---	---	---	9.2	120	1.7	5.2	50.8	45.3		
KS7436	2951	2109	2530	111	---	---	---	9.7	119	1.7	5.3	50.8	45.2		
KS4158	2943	---	---	110	---	---	---	10.0	118	0.0	5.6	49.4	45.0		
CWH116	2923	---	---	110	---	---	---	9.8	122	0.0	5.3	50.8	46.1		
ARC98007	2915	2115	2515	109	---	---	---	9.3	118	0.0	5.5	49.2	44.1		
DKW13-69	2882	---	---	108	---	---	---	10.0	119	3.3	5.2	49.9	43.5		
HyClass 154W	2854	1849	2351	107	---	---	---	9.0	120	0.0	6.1	48.7	42.8		
Abilene	2818	2187	2503	106	---	---	---	10.0	120	0.0	5.9	49.5	42.6		
KS3254	2771	1432	2101	104	---	---	---	9.2	121	3.3	5.5	50.2	44.0		
Taurus	2712	2456	2584	102	---	---	---	9.7	117	0.0	6.0	50.0	44.9		
Hybrigold	2700	2554	2627	101	---	---	---	9.8	119	0.0	5.4	49.9	43.7		
CWH095	2685	---	---	101	---	---	---	9.8	119	0.0	5.4	49.8	44.1		
Wichita	2605	2170	2387	98	---	---	---	10.0	119	3.3	5.7	49.5	43.5		
BSX-567	2603	---	---	98	---	---	---	9.0	119	1.7	5.3	50.4	43.5		
DKW46-15	2600	---	---	98	---	---	---	10.0	119	0.0	4.8	50.0	45.0		
DKW45-10	2586	---	---	97	---	---	---	9.0	116	0.0	5.4	49.4	42.6		
KS4085	2586	2231	2408	97	---	---	---	9.0	120	0.0	5.9	49.0	43.1		
CWH633	2583	---	---	97	---	---	---	9.8	118	0.0	6.0	50.2	44.4		
ARC98015	2560	1748	2154	96	---	---	---	9.7	119	3.3	5.8	50.3	43.8		
Ceres	2550	1364	1957	96	---	---	---	7.8	120	0.0	5.6	51.1	44.3		
Kadore	2516	2307	2411	94	---	---	---	9.8	122	0.0	5.1	50.6	43.3		

Table 20. Results of the 2008 National Winter Canola Variety Trial at Fruita, CO

Name	Yield (lbs/a)			Yield (% of test avg)			Winter Survival (%)		Fall Stand	50% Bloom	Shatter	Moisture	Test	
	2008	2007	2-Yr.	2008	2008	2007	2-Yr.	(0-10)	(d)	(%)	(%)	(lbs/bu)	Oil (%)	
BSX-501	2482	---	---	93	---	---	---	9.2	119	0.0	6.0	49.1	42.9	
KS3132	2481	2610	2546	93	---	---	---	10.0	119	0.0	5.5	48.8	43.8	
ARC2180-1	2476	2125	2300	93	---	---	---	9.7	118	1.7	5.7	49.6	44.3	
DKW47-15	2461	---	---	92	---	---	---	9.5	118	0.0	5.7	49.7	43.5	
HyClass 110W	2426	---	---	91	---	---	---	10.0	119	0.0	5.4	48.8	43.3	
DKW41-10	2422	---	---	91	---	---	---	9.2	118	0.0	5.5	50.1	44.2	
Virginia	2412	2211	2312	91	---	---	---	8.5	119	0.0	5.8	48.4	43.7	
KS9135	2401	2163	2282	90	---	---	---	10.0	119	0.0	5.8	48.7	43.1	
HyClass 107W	2382	---	---	89	---	---	---	10.0	120	0.0	5.4	47.0	42.1	
KS4022	2378	2487	2432	89	---	---	---	9.2	119	0.0	5.6	49.0	43.3	
KS3018	2375	2316	2346	89	---	---	---	8.8	118	0.0	5.7	48.5	43.0	
CWH111	2353	---	---	88	---	---	---	8.0	116	0.0	5.4	49.4	43.3	
ARC97018	2351	2541	2446	88	---	---	---	9.7	118	1.7	5.5	49.7	44.3	
KS3302	2345	2024	2185	88	---	---	---	10.0	118	1.7	6.1	45.8	43.0	
KS3077	2334	1844	2089	88	---	---	---	7.0	119	0.0	5.6	48.1	43.4	
Sumner	2264	2460	2362	85	---	---	---	8.8	114	0.0	5.4	50.6	43.1	
KS3074	2152	2282	2217	81	---	---	---	9.8	119	0.0	5.3	48.8	43.6	
NPZ0791RR	2124	---	---	80	---	---	---	10.0	119	0.0	5.9	49.1	43.7	
Mean	2760	---	---	---	---	---	---	9.4	119	0.5	5.5	49.7	43.9	
CV	12	---	---	---	---	---	---	12.1	1	352.7	8.0	1.3	1.1	
LDS (0.05)	551	---	---	---	---	---	---	NS	1	NS	NS	1.1	1.0	

Bold - Superior LSD Group - Unless two entries differ by more than the LSD, little confidence can be placed in one being superior to the other. Bloom is recorded as the date after January 1 when 50% of plants have one or more open flowers.

Rocky Ford, Colorado

Jim Valliant and Abdel Berrada, Arkansas Valley Research Center
 Colorado State University
 Planted: 8/31/2007 at 5 lbs/a
 Harvested: 7/21/2008
 Herbicides: Trifluralin 1.5 pt/a, Poast 1.5 pt/a
 Fungicide: Warrior 3.8 oz/a
 Irrigation: 5 applications
 Previous Crop: NA
 Soil Test: None
 Fertilizer: 84.5-78-0 lbs N-P-K fertilizer in fall
 68-0-0 lbs N-P-K fertilizer in spring
 Soil Type: Rocky Ford clay loam
 Elevation: 4178 ft Latitude: 38°02'N
 Comments:

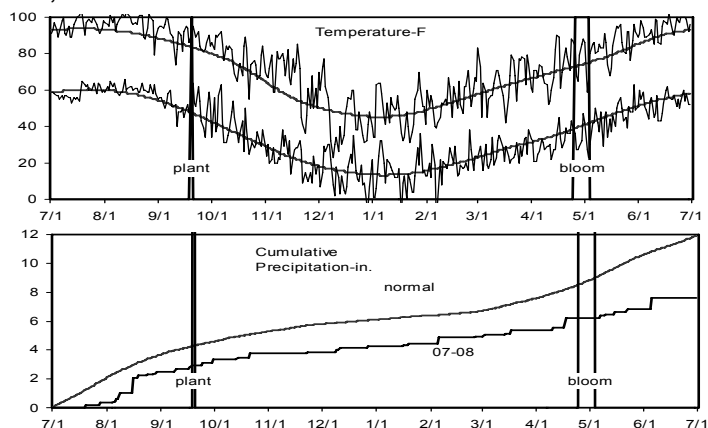


Table 21. Results from the 2008 National Winter Canola Variety Trial at Rocky Ford, CO

Name	Yield (lbs/a)			Yield (% of test avg)	Winter Survival (%)			Fall Stand			Plant			Test	
	2008	2007	2-Yr.		2008	2008	2007	2-Yr.	(0-10)	Bloom (d)	Maturity (d)	Height (in.)	Shatter (%)	Moisture (%)	Weight (lbs/bu)
CWH095	2738	---	---	164	100	---	---	9.4	118	181	50	0.7	7.7	41.3	34.3
Kronos	2688	---	---	161	100	---	---	8.6	119	180	50	3.8	9.1	38.5	33.3
Dimension	2524	---	---	151	99	---	---	9.2	116	183	46	1.2	10.4	40.7	34.8
Hybrisurf	2497	---	---	150	100	---	---	9.0	115	181	46	1.5	8.7	40.5	39.0
CWH111	2249	---	---	135	100	---	---	8.9	115	187	45	0.8	12.0	38.4	33.3
HyClass 110W	2169	---	---	130	100	---	---	9.4	115	181	47	0.8	9.9	42.6	32.6
KS3254	2163	---	---	130	100	---	---	9.1	121	181	49	0.8	10.3	45.2	34.4
Ceres	2146	---	---	129	99	---	---	8.8	121	181	44	1.7	9.3	41.8	35.4
HyClass 115W	2110	---	---	126	100	---	---	9.0	115	180	48	0.8	10.4	40.7	33.0
ARC2180-1	2087	---	---	125	99	---	---	8.9	118	184	47	2.2	7.1	35.2	35.0
Sitro	1977	2784	2380	119	100	---	---	9.1	116	183	47	0.5	10.2	37.3	35.4
KS3302	1964	---	---	118	100	---	---	9.2	116	183	44	0.8	7.9	40.0	34.4
KS4158	1941	---	---	116	100	---	---	9.3	118	181	44	1.2	7.4	39.4	37.2
Visby	1934	---	---	116	100	---	---	9.0	115	181	45	0.5	7.5	40.0	34.2
Rally	1928	3184	2556	116	100	---	---	9.0	117	183	47	0.3	6.8	41.5	35.9
Hornet	1900	---	---	114	100	---	---	9.0	117	181	51	0.3	8.8	39.2	33.6
DKW13-69	1887	---	---	113	98	---	---	9.5	119	182	46	1.3	10.3	44.6	36.4
CWH081	1887	---	---	113	100	---	---	8.5	119	179	47	0.5	11.0	40.1	32.1
Wichita	1884	1944	1914	113	100	---	---	8.6	116	180	44	0.5	9.2	39.4	36.0
ARC97018	1873	---	---	112	100	---	---	9.3	119	179	50	0.8	9.7	43.2	34.2
DKW47-15	1851	---	---	111	100	---	---	9.0	117	181	46	0.5	8.6	41.9	36.4
DKW45-10	1846	---	---	111	100	---	---	9.0	115	180	44	1.0	8.0	44.6	34.4
KS3132	1767	---	---	106	100	---	---	8.9	119	180	48	0.7	8.7	39.1	34.3
KS9135	1761	---	---	106	100	---	---	8.9	118	179	50	1.0	9.8	40.4	33.7
Hybrigold	1744	---	---	105	100	---	---	8.8	115	185	43	0.7	11.9	39.9	35.4
HyClass 154W	1740	2216	1978	104	100	---	---	8.9	119	181	48	0.5	11.1	40.9	32.5
Flash	1680	2736	2208	101	96	---	---	9.2	118	184	46	0.3	6.6	38.4	35.6
Kadore	1659	---	---	99	100	---	---	9.3	119	182	41	0.8	9.2	37.2	34.0
KS4022	1650	---	---	99	100	---	---	8.4	118	181	43	0.7	8.3	38.8	34.8
KS7436	1611	---	---	97	100	---	---	9.3	119	181	44	0.7	8.7	42.5	36.8
ARC98015	1610	---	---	96	100	---	---	8.8	119	182	47	0.8	8.8	39.5	33.5
KS3077	1603	---	---	96	100	---	---	8.7	118	179	44	0.7	9.4	41.4	36.3
CWH116	1570	---	---	94	100	---	---	9.0	118	181	42	1.2	7.2	42.0	35.3
CWH633	1540	---	---	92	100	---	---	8.7	116	181	41	0.7	7.6	37.9	33.0
Safran	1534	---	---	92	100	---	---	8.7	117	183	44	0.3	8.7	40.8	34.1
ARC97019	1533	---	---	92	100	---	---	8.8	120	179	49	1.5	8.6	42.4	33.4
Virginia	1504	1751	1627	90	100	---	---	9.3	120	178	44	0.3	8.3	42.2	32.3
DKW46-15	1474	---	---	88	99	---	---	9.0	117	178	45	0.5	8.4	41.6	34.9
Baldur	1462	---	---	88	100	---	---	8.6	115	182	46	1.3	8.1	40.0	33.3
Hybristar	1448	---	---	87	99	---	---	8.9	116	183	42	0.2	8.8	36.8	34.4
Abilene	1432	---	---	86	100	---	---	8.8	119	178	45	0.8	10.3	41.5	33.0
KS3018	1420	---	---	85	100	---	---	9.3	117	180	48	1.0	10.9	37.1	34.9

Table 21. Results from the 2008 National Winter Canola Variety Trial at Rocky Ford, CO

Name	Yield (lbs/a)			Yield (% of test avg) 2008	Winter Survival (%)			Fall			Plant			Test	
	2008	2007	2-Yr.		2008	2007	2-Yr.	Stand (0-10)	Bloom (d)	Maturity (d)	Height (in.)	Shatter (%)	Moisture (%)	Weight (lbs/bu)	Oil (%)
HyClass 107W	1419	---	---	85	100	---	---	8.3	119	186	43	0.7	8.9	38.6	32.3
Forza	1383	---	---	83	97	---	---	9.2	118	182	40	0.3	9.9	39.9	36.6
DSV07100	1377	---	---	83	100	---	---	9.3	118	185	45	0.8	7.7	43.1	34.6
BSX-501	1376	---	---	82	100	---	---	8.9	117	180	46	0.5	10.8	41.8	34.6
KS4085	1374	2116	1745	82	100	---	---	9.0	117	183	44	0.5	8.1	43.0	35.7
ARC98007	1367	---	---	82	100	---	---	8.5	119	183	46	0.8	6.9	40.6	35.6
Satori	1290	2096	1693	77	99	---	---	9.3	119	183	40	0.5	6.6	41.2	34.1
Sumner	1258	---	---	75	99	---	---	7.8	115	182	40	1.3	9.1	38.9	34.4
BSX-567	1161	---	---	70	100	---	---	8.8	117	180	41	0.7	8.3	36.0	34.8
Taurus	1145	---	---	69	100	---	---	8.9	116	180	45	0.7	11.2	38.8	35.4
KS3074	1064	---	---	64	100	---	---	8.8	118	178	39	0.7	8.0	40.8	32.4
DKW41-10	1037	---	---	62	100	---	---	8.8	116	183	39	0.5	6.9	38.5	32.4
Jetton	1028	2225	1626	62	73	---	---	5.0	120	187	43	1.7	9.1	35.9	33.8
NPZ0791RR	823	---	---	49	99	---	---	8.8	115	186	38	0.7	10.3	40.0	32.9
Plainsman	125	2401	1263	7	78	---	---	3.3	123	190	46	2.2	13.6	39.8	32.1
Mean	1668	---	---	---	99	---	---	8.7	118	182	45	0.9	8.9	40.1	34.4
CV	34	---	---	---	2	---	---	5.3	8	1	7	86.9	22.9	9.1	3.9
LSD	909	---	---	---	3	---	---	0.8	1	3	5	1.2	NS	NS	2.7

Bold - Superior LSD Group - Unless two entries differ by more than the LSD, little confidence can be placed in one being superior to the other.

Bloom is recorded as the date after January 1 when 50% of plants have one or more open flowers. Maturity is recorded as the date after January 1 when 90% of plants have reached mature color.

Kevin Larson, Colorado State University
 Plainsman Research Center
 Planted: 9/11/2007 at 5 lbs/a in 12-in. rows
 Harvested: 7/1/2008
 Herbicides: Trifluralin 24 oz/a
 Insecticides: None
 Irrigation: Yes
 Previous Crop: Garbanzo bean
 Soil Test: pH=7.6
 Fertilizer: 50-0-0 lbs N-P-K fertilizer in fall
 Soil Type: Baca clay loam
 Elevation: 3974 ft Latitude: 37°26'N
 Comments:

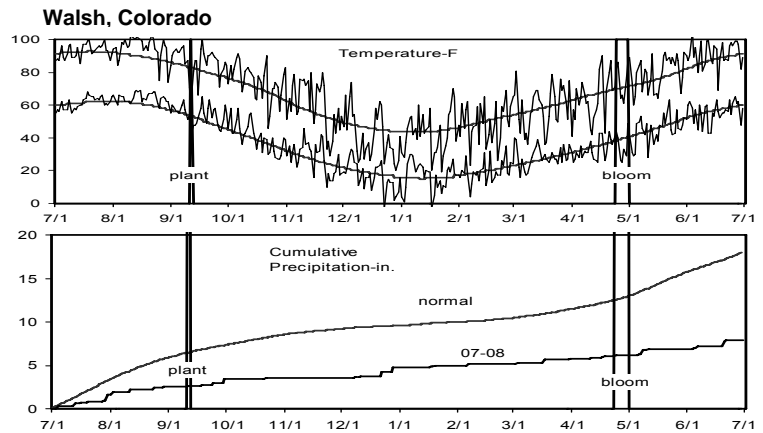


Table 22. Results from the 2008 National Winter Canola Variety Trial at Walsh, CO

Name	Yield (lbs/a)			Yield % of test avg.			Fall Stand			Plant		Oil*	
	2008	2007	2-Yr.	2008	2008	2007	2-Yr.	(0-10)	Bloom (d)	Height (in.)	Lodging (%)		Shatter (%)
Hornet	1175	2434	1805	---	10.0	---	---	7.7	4/25	38	---	0.0	33.4
Kadore	1016	---	---	---	9.3	---	---	6.8	4/29	32	---	3.0	33.5
Rally	977	2778	1878	---	9.7	---	---	7.3	4/27	38	---	1.0	32.7
KS4085	935	1910	1423	---	9.8	---	---	7.8	4/26	43	---	0.0	32.4
KS4022	911	1685	1298	---	10.0	---	---	6.5	4/29	40	---	1.0	32.9
Safran	871	---	---	---	10.0	---	---	8.8	4/27	41	---	0.0	30.9
CWH633	850	---	---	---	9.8	---	---	6.0	4/25	40	---	1.0	34.2
CWH081	786	---	---	---	9.9	---	---	6.0	4/28	34	---	1.0	32.3
DKW47-15	772	---	---	---	9.9	---	---	7.0	4/28	40	---	1.0	32.0
CWH095	766	---	---	---	7.8	---	---	6.5	4/29	36	---	1.0	32.9
Hybrisurf	749	---	---	---	9.7	---	---	8.4	4/25	37	---	2.0	33.0
Flash	736	2696	1716	---	8.0	---	---	8.9	4/29	40	---	0.0	29.5
Abilene	713	1483	1098	---	9.5	---	---	6.5	4/29	38	---	3.0	32.4
Baldur	703	---	---	---	10.0	---	---	6.8	4/25	38	---	4.0	33.1
DKW41-10	700	---	---	---	8.8	---	---	6.4	4/24	36	---	3.0	33.8
DKW46-15	686	---	---	---	10.0	---	---	8.8	4/28	34	---	5.0	31.2
DKW45-10	686	---	---	---	10.0	---	---	6.8	4/23	34	---	4.0	32.2
HyClass 115W	680	---	---	---	9.8	---	---	7.2	4/25	37	---	2.0	31.8
Visby	647	---	---	---	10.0	---	---	4.7	4/26	36	---	4.0	32.6
KS3254	647	2300	1474	---	8.8	---	---	5.0	4/29	35	---	1.0	34.6
KS3132	634	1984	1309	---	10.0	---	---	6.3	4/29	37	---	4.0	32.5
KS3077	621	2374	1498	---	10.0	---	---	6.8	4/29	40	---	2.0	30.3
Virginia	621	1816	1219	---	9.9	---	---	8.5	4/27	40	---	2.0	32.0
ARC2180-1	614	1795	1205	---	10.0	---	---	8.0	4/28	36	---	4.0	32.6
NPZ0791RR	612	---	---	---	9.8	---	---	7.8	4/26	36	---	4.0	32.3
ARC97019	594	2461	1528	---	10.0	---	---	5.8	4/29	37	---	1.0	32.4
BSX-501	594	---	---	---	9.3	---	---	6.2	4/29	39	---	1.0	31.2
Dimension	587	---	---	---	9.2	---	---	7.2	4/27	37	---	3.0	33.1
KS3074	585	2361	1473	---	10.0	---	---	6.5	4/29	42	---	1.0	33.4
CWH111	574	---	---	---	8.5	---	---	6.7	4/24	38	---	3.0	31.0
Hybrigold	567	---	---	---	6.3	---	---	5.0	4/25	39	---	3.0	30.5
KS9135	561	2017	1289	---	9.0	---	---	5.0	4/29	40	---	1.0	31.5
KS4158	554	---	---	---	10.0	---	---	7.3	4/27	37	---	2.0	30.6
KS3302	548	1836	1192	---	10.0	---	---	6.3	4/27	37	---	2.0	32.6
CWH116	535	---	---	---	9.3	---	---	5.6	4/29	37	---	3.0	31.7
ARC97018	528	1802	1165	---	10.0	---	---	6.2	4/26	38	---	3.0	30.7
KS7436	528	2112	1320	---	9.3	---	---	6.5	4/29	36	---	4.0	31.6
Taurus	515	2206	1361	---	8.7	---	---	6.7	4/24	41	---	4.0	31.3
DSV07100	511	---	---	---	5.5	---	---	6.0	4/30	33	---	0.0	31.0
BSX-567	508	---	---	---	10.0	---	---	6.3	4/28	37	---	1.0	30.0
Sitro	497	2763	1630	---	9.3	---	---	4.5	4/25	35	---	0.0	32.4
Kronos	495	2367	1431	---	8.8	---	---	5.8	4/30	40	---	4.0	31.2
Satori	488	2071	1280	---	9.7	---	---	6.0	4/26	34	---	2.0	31.3

Table 22. Results from the 2008 National Winter Canola Variety Trial at Walsh, CO

Name	Yield (lbs/a)			Yield % of test avg.			Fall Stand		Plant			Oil*	
	2008	2007	2-Yr.	2008	2008	2007	2-Yr.	(0-10)	Bloom (d)	Height (in.)	Lodging (%)		Shatter (%)
HyClass 154W	475	2078	1277	---	9.8	---	---	6.8	4/30	37	---	2.0	31.6
Hybristar	409	2320	1365	---	7.7	---	---	5.3	4/25	37	---	0.0	29.6
ARC98007	409	1587	998	---	6.8	---	---	3.5	4/29	37	---	0.0	32.8
KS3018	402	1990	1196	---	9.7	---	---	5.2	4/25	35	---	2.0	30.3
ARC98015	396	1756	1076	---	8.0	---	---	4.7	4/30	38	---	3.0	30.4
Wichita	365	1916	1141	---	9.3	---	---	3.5	4/26	35	---	2.0	30.6
HyClass 110W	363	---	---	---	7.8	---	---	3.5	4/26	37	---	0.0	30.7
Ceres	337	2246	1292	---	9.0	---	---	5.7	4/30	35	---	1.0	33.7
Forza	337	---	---	---	8.8	---	---	4.3	4/27	32	---	2.0	32.2
DKW13-69	284	2209	1247	---	8.0	---	---	3.8	4/29	34	---	1.0	31.9
Sumner	101	1641	871	---	8.8	---	---	1.3	4/28	33	---	1.0	33.5
Mean	602	---	---	---	9.2	---	---	6.0	4/27	37	---	1.9	31.9
LSD (0.05)	302	---	---	---	2.1	---	---	3.4	2.3	---	---	2.6	NS

Bold - Superior LSD Group - Unless two entries differ by more than the LSD, little confidence can be placed in one being superior to the other. Bloom is recorded as the date after January 1 when 50% of plants have one or more open flowers. *Some chaff in samples may have reduced oil content.

Yellow Jacket, Colorado

Abdel Berrada and Mark Stack, Colorado State University
 Southwestern Colorado Research Center
 Planted: 8/17/2007 at 6.5 lbs/a in 8-in. rows
 Harvested: 7/30/2008
 Herbicides: Trifluralin 1.5 pt/a
 Insecticides: None
 Irrigation: 16.5 in.
 Previous Crop: Fallow
 Soil Test: None
 Fertilizer: 46-100-0-28 lbs N-P-K-S fertilizer in fall
 Soil Type: Wetherill loam
 Elevation: 6928 ft Latitude: 37°32'293"N
 Comments:

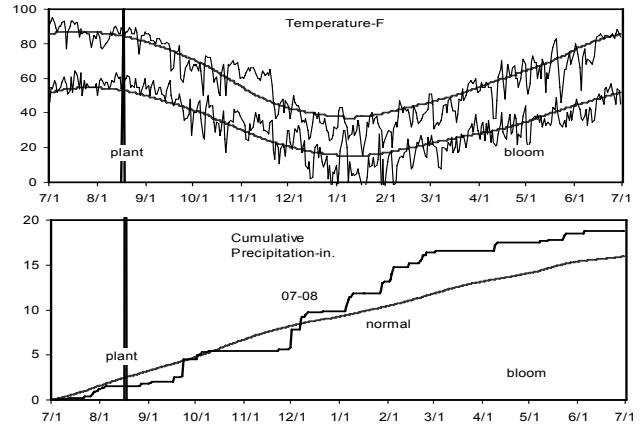


Table 23. Results for the 2008 National Winter Canola Variety Trial at Yellow Jacket, CO

Name	Yield (lbs/a)			Yield % of test avg.				Plant			Test	
	2008	2007	2-Yr.	2008	2008	2007	2-Yr.	Height (in.)	Shatter (%)	Moisture (%)	Weight (lbs/bu)	Oil %
Hornet	2063	835	1449	134	---	---	---	47	0.0	9.8	50.7	42.1
KS3254	1956	604	1280	127	---	---	---	45	1.7	9.0	49.7	42.9
Kronos	1948	515	1232	126	---	---	---	44	1.7	8.5	49.0	39.3
KS7436	1937	598	1268	125	---	---	---	44	3.0	7.9	50.5	43.3
Sitro	1918	990	1454	124	---	---	---	43	0.7	9.6	48.2	41.9
Rally	1897	876	1387	123	---	---	---	46	0.0	12.5	48.7	40.1
Kadore	1896	1236	1566	123	---	---	---	39	0.3	8.9	49.2	41.3
Safran	1892	---	---	123	---	---	---	39	0.3	11.1	47.0	39.6
CWH095	1864	---	---	121	---	---	---	42	0.7	8.7	48.5	38.7
KS3074	1833	790	1311	119	---	---	---	43	0.7	6.6	49.3	41.1
DKW46-15	1808	---	---	117	---	---	---	43	1.0	5.9	48.5	41.4
Baldur	1804	612	1208	117	---	---	---	44	1.0	9.3	47.5	37.3
Visby	1802	---	---	117	---	---	---	40	0.7	8.3	48.5	41.3
CWH633	1774	---	---	115	---	---	---	44	1.0	7.8	47.5	38.3
HyClass 115W	1754	---	---	114	---	---	---	42	1.0	8.1	47.5	40.8
Satori	1743	817	1280	113	---	---	---	39	0.0	8.3	48.0	41.2
KS3132	1727	791	1259	112	---	---	---	46	2.3	7.1	48.2	38.9
KS3018	1713	580	1147	111	---	---	---	45	1.7	7.8	46.3	40.0
CWH081	1712	---	---	111	---	---	---	41	2.3	8.7	48.2	41.4
Hybristar	1679	877	1278	109	---	---	---	39	0.3	11.9	47.3	39.9
KS4158	1646	---	---	107	---	---	---	41	0.7	8.2	48.2	41.4
BSX-501	1634	---	---	106	---	---	---	42	0.0	7.3	45.5	38.5
Forza	1630	---	---	106	---	---	---	37	0.3	12.0	45.2	38.8
ARC98007	1620	665	1142	105	---	---	---	44	2.7	9.7	48.2	41.6
ARC98015	1613	526	1069	104	---	---	---	48	3.0	7.9	48.0	41.3
HyClass 107W	1586	---	---	103	---	---	---	45	1.0	6.9	46.5	41.6
Hybrigold 1569	---	622	1096	102	---	---	---	44	1.3	13.2	47.0	39.8
KS9135	1546	399	972	100	---	---	---	45	2.3	8.3	48.2	39.1
DSV07100	1545	---	---	100	---	---	---	46	6.7	12.8	48.0	40.8
ARC97018	1545	571	1058	100	---	---	---	43	1.0	8.0	48.2	40.8
KS3077	1530	925	1228	99	---	---	---	40	0.7	6.8	47.0	39.0
KS4022	1518	594	1056	98	---	---	---	40	2.3	9.0	47.5	40.6
Ceres	1517	516	1016	98	---	---	---	42	6.0	7.9	48.7	39.7
Hybrisurf	1504	---	---	97	---	---	---	42	1.3	9.3	48.3	43.4
KS4085	1495	969	1232	97	---	---	---	45	1.7	7.7	46.5	40.1
Wichita	1494	820	1157	97	---	---	---	39	0.7	7.7	46.5	40.3
CWH116	1486	---	---	96	---	---	---	39	0.3	10.3	44.3	39.6
Abilene	1481	751	1116	96	---	---	---	43	0.7	8.9	50.0	42.2
Taurus	1444	509	977	94	---	---	---	42	1.3	10.4	49.2	38.5
DKW47-15	1433	---	---	93	---	---	---	40	1.3	6.4	44.5	37.9
ARC2180-1	1421	451	936	92	---	---	---	42	1.7	12.1	48.6	43.2
DKW13-69	1409	376	893	91	---	---	---	42	1.0	8.8	48.7	41.5

Table 23. Results for the 2008 National Winter Canola Variety Trial at Yellow Jacket, CO

Name	Yield (lbs/a)			Yield % of test avg.			Plant			Test		
	2008	2007	2-Yr.	2008	2008	2007	2-Yr.	Height (in.)	Shatter (%)	Moisture (%)	Weight (lbs/bu)	Oil %
Sumner	1395	714	1054	90	---	---	---	40	0.0	6.1	44.2	38.3
Dimension	1378	---	---	89	---	---	---	42	2.7	10.6	45.7	41.2
KS3302	1362	578	970	88	---	---	---	44	0.3	7.1	47.5	37.6
NPZ0791RR	1312	---	---	85	---	---	---	40	4.7	10.1	46.2	40.3
ARC97019	1311	590	950	85	---	---	---	46	5.3	10.5	47.2	41.5
DKW41-10	1290	---	---	84	---	---	---	39	0.7	10.5	46.8	38.3
DKW45-10	1272	---	---	82	---	---	---	37	2.0	8.7	46.0	37.6
BSX-567	1235	---	---	80	---	---	---	42	0.7	7.4	46.8	37.8
Flash	1194	843	1018	77	---	---	---	43	0.3	18.0	47.3	43.0
HyClass 154W	1187	674	931	77	---	---	---	39	0.7	10.9	45.3	39.7
HyClass 110W	1183	---	---	77	---	---	---	37	1.0	11.6	45.3	38.6
Virginia	1159	544	851	75	---	---	---	36	0.3	12.1	43.0	37.1
CWH111	1114	---	---	72	---	---	---	39	0.0	16.8	40.3	36.8
Plainsman	644	474	559	42	---	---	---	47	10.7	11.9	47.3	39.5
Jetton	612	768	690	40	---	---	---	44	10.7	11.7	46.0	36.9
Mean	1544	---	---	---	---	---	---	42	1.7	9.5	47.3	40.1
CV	19	---	---	---	---	---	---	8	130.2	20.6	4.2	2.1
LSD (0.05)	472	---	---	---	---	---	---	5	3.6	3.2	3.2	NS

Bold - Superior LSD Group - Unless two entries differ by more than the LSD, little confidence can be placed in one being superior to the other. Yields adjusted to 10% moisture.

Garden City, Kansas

Johnathon Holman, Kansas State University
 Southwest Research-Extension Center, Garden City
 Planted: 9/14/2007 at 5 lbs/a

Harvested: 7/9/2008
 Irrigation: Date in.
 10/1/2007 1.35
 10/30/2007 3.75
 4/8/2008 5.18
 5/15/2008 3.50
 6/5/2008 2.27

Previous Crop: Soybean
 Soil Test: None
 Fertility: 10 lbs 11-52-0 & 10 lbs. S in 1in.x1.5 in. band
 Elevation: 2888 ft Latitude: 37°99'N
 Comments: Severe hail damage was noted in streaks
 across field from storm on 6/20/2008.

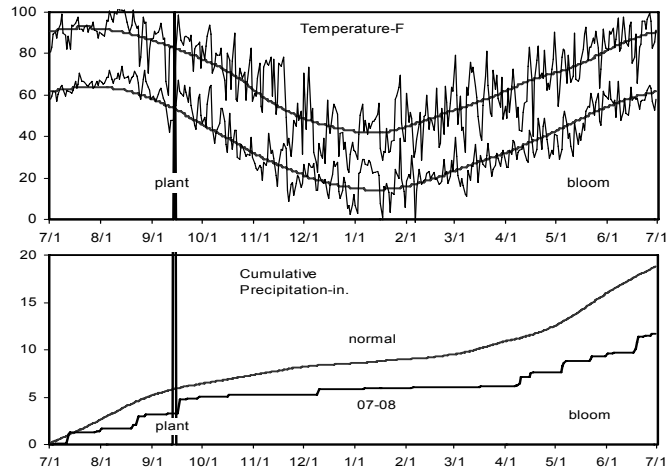


Table 24. Results from the 2008 National Winter Canola Variety Trial at Garden City, KS

Entry	Yield (lbs/a)			Yield % of test avg.	Fall Stand (0-10)	Fall Vigor* (1-5)	Spring Stand (0-10)	Spring Vigor* (1-5)	Plant Height (in.)	Shatter (%)	Moisture (%)	Test Weight (lbs/bu)	Oil (%)
	2008	2007	2-Yr.										
KS4158	1611	---	---	155	6.2	4.0	6.2	4.3	55	5.0	8.0	46.9	36.1
Rally	1577	2482	2029	152	6.3	4.3	6.3	4.8	57	2.3	8.1	44.3	36.0
Kadore	1549	2432	1990	149	3.7	3.5	3.7	4.0	51	6.7	7.1	47.6	35.5
KS4022	1526	2466	1996	147	5.0	3.8	4.7	4.3	56	2.0	8.3	44.8	35.9
Virginia	1442	2954	2198	139	7.5	4.8	7.5	5.0	52	7.0	6.9	46.6	34.6
Dimension	1426	---	---	138	8.5	4.7	8.3	5.0	55	3.3	8.7	43.5	36.2
Hybrigold	1395	3014	2205	135	6.0	4.3	5.7	4.5	53	10.0	8.8	46.2	35.2
DSV07100	1375	---	---	133	6.7	4.0	6.3	4.8	56	3.7	7.5	46.6	37.2
Sitro	1363	2885	2124	132	7.5	4.7	7.3	5.0	55	5.0	8.3	43.6	36.0
Satori	1360	2762	2061	131	6.2	4.3	5.7	4.3	54	6.7	7.1	46.2	38.2
Taurus	1357	3533	2445	131	6.0	4.2	6.0	4.7	56	8.3	9.2	45.7	35.5
KS4085	1338	2985	2161	129	7.5	4.0	7.5	5.0	57	6.7	8.1	46.8	34.5
KS3254	1285	2104	1694	124	6.3	4.0	6.2	4.5	55	3.3	7.6	45.9	35.8
Safran	1285	---	---	124	6.7	4.2	6.5	5.0	55	3.7	9.2	46.8	36.0
Hybristar	1272	2994	2133	123	5.8	4.0	5.0	4.8	54	8.3	7.5	44.0	36.4
ARC98007	1257	2524	1890	121	6.2	4.0	6.0	4.8	55	6.7	7.9	45.3	33.1
Baldur	1256	3651	2453	121	6.0	4.2	6.0	4.8	55	10.0	9.9	46.5	36.3
KS7436	1242	2836	2039	120	5.3	3.7	5.3	4.7	55	6.7	7.2	47.0	34.1
KS3132	1208	2893	2050	117	7.8	4.5	7.5	4.5	58	13.3	8.3	44.1	33.9
ARC97018	1201	3000	2101	116	6.3	4.2	7.2	4.8	58	8.3	7.5	45.6	35.8
ARC2180-1	1198	3214	2206	116	6.0	4.2	5.7	5.0	56	8.3	7.4	46.8	37.9
CWH116	1162	---	---	112	6.2	3.8	6.2	4.5	53	5.0	8.7	43.1	35.6
KS9135	1154	2852	2003	111	5.7	4.2	5.5	4.8	58	6.7	7.0	46.5	35.2
Forza	1112	---	---	107	5.5	4.0	5.0	4.5	52	6.7	10.3	41.6	37.3
46W14	1101	---	---	106	8.2	4.8	8.0	4.8	54	10.0	7.2	44.6	33.8
CWH095	1086	---	---	105	4.7	3.5	4.7	4.3	52	3.3	6.6	44.4	37.1
Kronos	1074	2887	1980	104	4.0	4.0	4.0	4.8	56	6.7	8.6	46.4	35.3
CWH081	1043	---	---	101	4.5	3.5	4.3	4.0	50	9.0	6.7	44.6	34.9
HyClass 110W	1034	---	---	100	4.7	3.8	4.7	4.8	49	20.0	7.0	46.1	36.5
ARC98015	1015	2698	1857	98	6.3	4.2	6.2	5.0	58	10.7	9.2	44.4	34.1
Flash	1010	2621	1816	98	6.2	4.2	5.7	5.0	58	1.7	8.6	43.1	36.2
KS3077	1004	2492	1748	97	6.8	4.5	6.8	4.8	58	14.3	9.4	44.4	34.2
NPZ0791RR	998	---	---	96	7.0	4.2	6.3	4.2	55	5.0	9.1	41.4	34.8
ARC97019	993	3177	2085	96	5.5	4.0	5.5	5.0	57	7.0	8.2	43.1	35.1
CWH111	981	---	---	95	7.0	4.3	7.0	5.0	48	21.7	9.3	41.0	33.2
Hornet	949	2446	1697	92	6.0	3.8	6.0	5.0	56	3.3	8.8	44.3	35.0
Visby	925	---	---	89	5.7	3.7	5.7	5.0	51	23.3	7.0	43.9	35.5
KS3302	904	3155	2029	87	7.3	4.3	7.3	4.7	54	16.7	8.7	42.5	36.2
HyClass 154W	894	3162	2028	86	7.5	4.2	7.3	4.3	53	5.0	7.4	44.5	34.6

Table 24. Results from the 2008 National Winter Canola Variety Trial at Garden City, KS

Entry	Yield (lbs/a)			Yield % of test avg.	Fall Stand	Fall Vigor*	Spring Stand	Spring Vigor*	Plant Height	Shatter	Moisture	Test	
	2008	2007	2-Yr.									2008	(0-10)
DKW41-10	878	---	---	85	5.5	3.8	5.3	4.7	51	16.7	8.6	46.2	35.9
KS3074	812	1990	1401	78	8.7	4.3	8.3	4.3	53	23.3	7.3	42.8	33.8
DKW13-69	807	2683	1745	78	5.5	4.0	5.2	4.0	53	10.0	7.9	43.0	34.6
Ceres	782	2983	1883	75	6.8	3.8	6.0	4.3	54	13.3	8.3	47.6	37.9
45D03	780	---	---	75	5.7	4.0	5.3	4.0	50	21.7	6.9	46.6	34.6
HyClass 115W	770	---	---	74	5.3	3.7	5.3	4.7	52	36.7	7.1	44.1	32.9
Abilene	753	2947	1850	73	6.0	3.7	5.3	4.8	52	15.0	8.2	43.3	32.7
DKW46-15	746	---	---	72	4.8	3.7	4.8	4.5	52	53.3	6.5	46.6	35.2
DKW45-10	742	---	---	72	5.8	4.2	5.8	5.0	52	36.7	8.1	40.8	33.9
Wichita	737	2725	1731	71	6.0	3.8	6.0	4.7	51	45.0	6.8	44.5	34.3
BSX-501	735	---	---	71	5.2	3.8	5.2	4.3	53	11.7	9.3	42.6	36.6
Hybrisurf	704	---	---	68	6.7	4.3	5.8	4.8	50	25.0	7.1	44.8	35.5
KS3018	702	3007	1854	68	6.5	4.3	6.5	5.0	54	25.0	7.1	42.9	36.7
46W99	602	---	---	58	5.8	3.8	5.3	5.0	52	31.7	9.7	47.0	33.7
DKW47-15	602	---	---	58	4.2	3.3	4.2	4.7	50	48.3	7.5	41.6	36.9
CWH633	592	---	---	57	6.5	3.7	6.5	4.7	50	40.0	7.6	41.7	35.8
Sumner	579	2912	1745	56	4.8	3.7	4.8	4.8	50	48.3	7.8	41.3	35.8
BSX-567	478	---	---	46	5.0	3.3	5.0	4.0	51	28.3	7.3	41.7	37.1
HyClass 107W	324	---	---	31	2.7	3.0	2.7	4.0	48	11.7	7.2	43.1	34.0
Jetton	---	3265	---	0	0.8	2.0	0.5	3.0	43	10.0	0.0	0.0	33.3
Plainsman	---	2065	---	0	1.0	1.8	0.7	3.5	44	15.0	0.0	0.0	36.2
Mean	1036	2811	1924	---	5.8	3.9	5.7	4.6	53	14.6	8.1	44.7	35.4
CV	26	17	---	---	24.9	11.1	25.1	8.0	5	84.0	16.7	5.2	3.9
LSD (0.05)	429	851	---	---	2.4	0.7	2.3	0.6	4	19.9	NS	3.8	2.8

Bold - Superior LSD Group - Unless two entries differ by more than the LSD, little confidence can be placed in one being superior to the other.

*Vigor rated on a scale of 1=poor to 5=excellent.

Hesston, Kansas

Mark Claassen, Harvey County Experiment Field
Kansas State University

Planted: 9/13/2007 at 5 lbs/a in 9-in. rows
Harvested: 6/23/2008 and 6/25/2008
Herbicides: Treflan 1.5 pt/a
Insecticides: None
Fertility: 30-30-0 N-P-K fertilizer in the fall
80-0-0 N-P-K fertilizer in the spring
Previous Crop: Canola
Soil Type: Ladysmith silty clay loam
Elevation: 1499 ft Latitude: 38°08'N
Comments: Winter injury to crowns caused some plots to severely lodge at maturation.

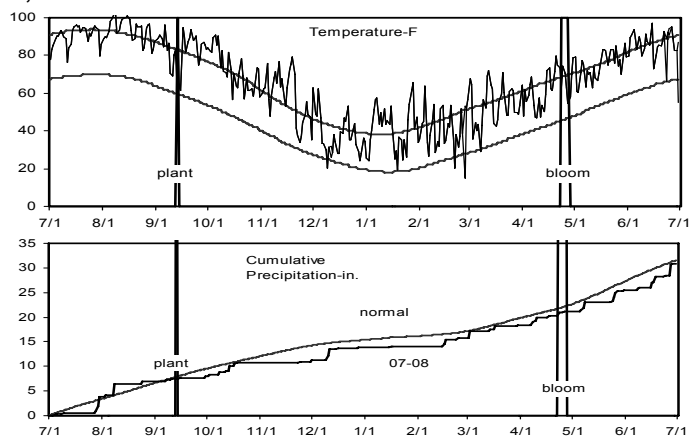


Table 25. Results from the 2008 National Winter Canola Variety Trial at Hesston, KS

Entry	Yield (lbs/a)			Yield % of test avg. 2008	Fall Stand (0-10)	50% Bloom (day)	Plant Height (in.)	Lodging (%)	Shatter (%)	Moisture (%)	Test Weight (lbs/bu)	Oil (%)
	2008	2007	2-Yr.									
KS3132	1365	1421	1393	168	7.7	114	47	0.3	6.7	10.5	49.5	37.0
KS4022	1364	961	1162	168	5.3	116	47	0.3	1.0	13.1	48.8	37.8
KS3077	1295	1156	1225	159	7.3	116	47	12.0	1.0	10.7	52.1	36.5
KS4085	1258	908	1083	155	8.3	114	47	3.3	1.0	10.2	51.2	36.6
KS4158	1241	---	---	153	7.7	113	44	8.7	2.0	9.5	51.9	38.6
KS3254	1239	1617	1428	152	8.0	116	44	0.7	0.3	11.5	51.6	38.0
KS9135*	1199	1260	1229	148	6.7	115	47	28.3	1.0	11.0	51.4	36.3
CWH095	1178	---	---	145	7.7	114	40	0.3	5.3	9.6	50.6	37.4
Virginia	1174	815	995	144	8.0	115	40	3.7	0.7	9.4	51.5	36.9
Wichita	1166	1010	1088	143	8.0	114	42	10.0	3.7	9.0	49.1	37.2
Kadore	1116	1600	1358	137	7.0	114	39	10.7	0.7	10.9	52.3	36.7
KS3074	1079	1346	1213	133	7.3	114	42	26.7	0.3	10.2	52.0	37.2
DSV07100	1066	---	---	131	7.3	114	43	7.0	1.7	9.9	51.8	39.1
KS3302	1040	813	926	128	7.7	113	43	12.0	2.3	9.7	50.6	37.5
HyClass 154W	1029	1121	1075	127	4.7	117	41	8.3	0.3	11.1	50.7	36.9
ARC97019	1012	769	891	125	6.7	114	45	31.7	4.0	10.0	51.5	37.2
CWH081	995	---	---	122	8.0	114	42	3.3	2.3	9.5	48.9	37.3
KS7436	975	789	882	120	6.7	116	43	26.7	3.7	10.3	51.1	37.2
BSX-501	944	---	---	116	6.7	115	45	7.0	2.0	9.9	52.8	36.7
ARC2180-1	937	867	902	115	7.7	114	43	50.0	2.3	10.4	51.6	37.4
ARC97018	934	886	910	115	5.7	114	45	30.0	4.0	11.2	49.1	36.6
DKW46-15	923	---	---	114	4.3	115	42	7.8	1.0	10.2	49.7	37.4
NPZ0791RR	900	---	---	111	7.0	114	41	3.3	6.7	10.6	47.4	38.8
Safran	897	---	---	110	8.3	113	43	15.0	11.7	9.3	51.4	37.0
Ceres	855	1299	1077	105	7.7	114	41	30.1	5.0	9.0	50.2	37.6
46W99*	842	---	---	104	7.7	113	43	73.3	5.0	8.3	53.0	38.5
Baldur	817	321	569	101	6.7	113	41	49.7	5.5	10.0	52.0	36.7
KS3018*	813	943	878	100	7.7	113	44	36.7	3.7	9.0	51.1	37.4
DKW45-10	812	---	---	100	5.3	114	41	31.7	2.3	9.1	52.2	35.5
ARC98015	788	857	823	97	7.0	114	42	33.7	4.3	9.8	51.3	37.7
ARC98007*	786	738	762	97	7.7	115	45	33.7	2.7	9.5	52.1	37.5
DKW47-15	784	---	---	96	5.3	114	41	33.3	3.7	8.9	48.1	36.0
DKW13-69	753	898	826	93	6.3	114	39	26.7	3.7	11.4	48.3	36.2
Forza	750	---	---	92	7.7	113	37	75.0	2.3	12.2	48.0	36.3
Flash	740	215	477	91	7.3	116	43	47.2	0.5	11.8	51.0	37.5
HyClass 110W	739	---	---	91	4.7	116	38	23.3	1.0	9.6	49.5	36.5
Abilene	734	711	723	90	5.7	---	48	26.7	5.3	10.4	50.3	36.5
BSX-567	725	---	---	89	5.3	116	42	32.8	5.5	9.6	50.8	35.0
Dimension	689	---	---	85	8.3	113	41	7.0	17.0	8.6	52.8	40.1
Taurus	668	357	513	82	6.0	114	39	15.7	1.0	11.2	50.7	38.5
CWH633*	644	---	---	79	8.0	113	43	73.3	11.7	9.1	49.0	37.4

Table 25. Results from the 2008 National Winter Canola Variety Trial at Hesston, KS

Entry	Yield (lbs/a)			Yield % of	Fall	50%	Plant	Lodging	Shatter	Moisture	Test	
	2008	2007	2-Yr.	test avg.	Stand	Bloom	Height				Weight	Oil
				2008	(0-10)	(day)	(in.)	(%)	(%)	(%)	(lbs/bu)	(%)
Sumner	638	809	723	78	5.3	114	43	13.3	10.0	9.7	49.0	36.5
Visby	597	---	---	74	6.0	113	39	53.3	1.3	10.7	50.8	37.1
DKW41-10*	571	---	---	70	6.3	114	38	73.3	0.5	7.7	49.7	35.7
Kronos	553	459	506	68	6.3	114	41	35.3	34.0	10.7	51.7	36.8
CWH116	537	---	---	66	6.3	115	39	38.7	24.0	8.5	50.8	39.9
Rally	536	502	519	66	6.3	115	43	36.7	0.7	10.7	48.8	37.1
Hybrisurf	518	---	---	64	7.7	114	38	38.7	5.0	9.4	49.8	39.2
Satori	472	706	589	58	7.0	114	37	58.3	22.5	7.7	50.5	38.0
Hybrigold	454	935	695	56	8.0	113	39	65.0	4.0	9.3	49.5	37.2
45D03*	434	---	---	53	8.0	113	35	88.3	1.0	9.7	51.5	38.2
Hornet	434	488	461	53	8.0	113	45	70.0	2.0	10.0	48.8	36.2
Sitro	417	404	411	51	8.3	113	41	65.0	1.0	9.6	52.4	37.3
46W14	403	---	---	50	6.3	114	37	80.0	1.0	10.8	49.7	38.2
HyClass 115W*	374	---	---	46	7.7	113	42	88.7	3.7	8.4	51.2	36.1
CWH111	365	---	---	45	8.3	114	34	73.3	5.7	8.7	48.7	35.9
HyClass 107W	362	---	---	45	5.7	115	41	43.3	2.0	8.3	51.4	37.0
Hybristar	257	405	331	32	7.0	114	36	86.7	0.7	9.9	51.4	36.5
Jetton	---	866	---	---	1.3	---	---	---	---	---	---	---
Plainsman	---	1205	---	---	1.3	116	37	99.4	0.0	11.5	---	36.7
Mean	813	703	---	---	6.8	114	42	34.5	4.5	9.9	50.6	37.2
CV	32	34	---	---	18.9	1	7	83.9	239.4	13.2	4.9	2.1
LSD (0.05)	427	383	---	---	2.1	2	5	46.9	NS	2.1	4.0	1.5

Bold - Superior LSD Group - Unless two entries differ by more than the LSD, little confidence can be placed in one being superior to the other. Yields adjusted to 9% moisture. *Plot in 3rd replication severely lodged by heavy rain. Entries showing crown rot from winter injury were severely lodged. Bloom is recorded as the date after January 1 when 50% of plants have one or more open flowers.

Scottsbluff, Nebraska

Alexander Pavlista and Eric Nielsen
 University of Nebraska Panhandle Research Center
 Planted: 8/12/2007 at 5 lbs/a in 12-in. rows
 Harvested: 7/15/2008
 Herbicides: Poast
 Insecticides: None
 Irrigation: 4.3 in.
 Previous Crop: Wheat
 Soil Test: P=29, K=769, pH=8.2
 Fertilizer: 35-0-0-50 lbs N-P-K-S fertilizer in spring
 Soil Type: Sandy loam
 Elevation: 4300 ft Latitude: 41°9'N
 Comments:

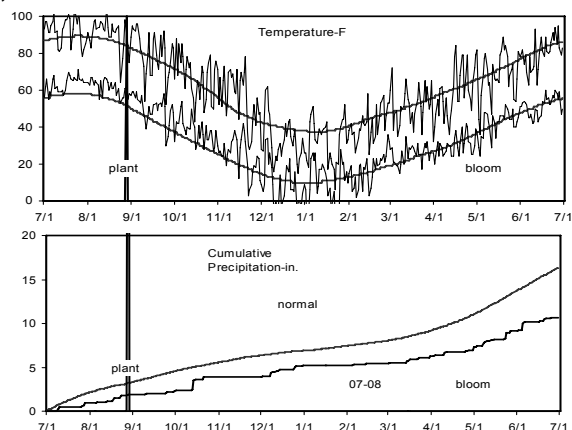


Table 26. Results from the 2008 National Winter Canola Variety Trial at Scottsbluff, NE

Name	Yield (lbs/a)			Yield (% of test avg.)				Fall				
	2008	2007	2-Yr.	2008	2008	2007	2-Yr.	Stand (%)	Bloom (%)	Height (in.)	Shatter (%)	Oil (%)
Satori	3276	---	---	129	---	---	---	93	20	47	---	40.2
Rally	3158	---	---	124	---	---	---	93	10	51	---	38.0
KS3074	3155	---	---	124	---	---	---	97	10	54	---	37.4
Abilene	3114	---	---	123	---	---	---	95	12	49	---	37.1
CWH633	3049	---	---	120	---	---	---	94	27	51	---	37.3
DSV07100	2961	---	---	117	---	---	---	92	10	48	---	38.6
Sitro	2862	---	---	113	---	---	---	97	18	47	---	37.8
Virginia	2844	---	---	112	---	---	---	93	10	45	---	35.9
DKW13-69	2794	---	---	110	---	---	---	93	8	47	---	37.7
KS3254	2780	---	---	109	---	---	---	91	4	56	---	36.6
Forza	2771	---	---	109	---	---	---	97	13	43	---	35.7
Baldur	2741	---	---	108	---	---	---	93	30	48	---	37.2
DKW41-10	2738	---	---	108	---	---	---	96	20	46	---	36.4
KS4158	2729	---	---	107	---	---	---	94	18	51	---	37.8
NPZ0791RR	2729	---	---	107	---	---	---	98	22	46	---	37.5
Visby	2727	---	---	107	---	---	---	85	32	50	---	37.6
CWH116	2726	---	---	107	---	---	---	97	12	46	---	39.4
KS9135	2719	---	---	107	---	---	---	94	13	54	---	35.7
Flash	2698	---	---	106	---	---	---	93	7	52	---	37.3
KS7436	2689	---	---	106	---	---	---	93	8	52	---	37.1
KS3018	2689	---	---	106	---	---	---	93	23	54	---	37.0
ARC98007	2680	---	---	106	---	---	---	93	13	52	---	37.6
CWH111	2674	---	---	105	---	---	---	94	35	40	---	37.8
Hornet	2665	---	---	105	---	---	---	95	12	51	---	37.3
Ceres	2632	---	---	104	---	---	---	94	5	49	---	37.1
KS4085	2623	---	---	103	---	---	---	93	15	54	---	38.1
HyClass 154W	2577	---	---	101	---	---	---	96	8	50	---	36.6
DKW47-15	2577	---	---	101	---	---	---	93	13	51	---	35.9
Safran	2565	---	---	101	---	---	---	96	13	49	---	36.5
DKW46-15	2553	---	---	101	---	---	---	92	13	49	---	37.8
KS3132	2553	---	---	101	---	---	---	93	10	52	---	36.7
Kronos	2553	---	---	101	---	---	---	91	12	51	---	35.4
KS3077	2547	---	---	100	---	---	---	96	10	52	---	36.0
ARC98015	2538	---	---	100	---	---	---	94	7	51	---	36.2
Hybrisurf	2517	---	---	99	---	---	---	97	12	45	---	39.0
HyClass 107W	2465	---	---	97	---	---	---	81	7	48	---	37.9
CWH095	2450	---	---	96	---	---	---	95	13	48	---	35.8
KS4022	2446	---	---	96	---	---	---	91	8	51	---	36.9
BSX567	2438	---	---	96	---	---	---	96	5	49	---	35.7
CWH081	2429	---	---	96	---	---	---	94	8	45	---	36.1
ARC21801	2426	---	---	96	---	---	---	94	13	51	---	36.9
Kadore	2411	---	---	95	---	---	---	96	8	44	---	35.1

Table 26. Results from the 2008 National Winter Canola Variety Trial at Scottsbluff, NE

Name	Yield (lbs/a)			Yield (% of test avg.)			Winter Survival (%)			Fall			Oil (%)
	2008	2007	2-Yr.	2008	2008	2007	2-Yr.	Stand (%)	Bloom (%)	Height (in.)	Shatter (%)		
Dimension	2405	---	---	95	---	---	---	95	20	47	---	39.1	
KS3302	2390	---	---	94	---	---	---	96	17	48	---	36.4	
BSX501	2372	---	---	93	---	---	---	97	8	49	---	37.2	
ARC97018	2369	---	---	93	---	---	---	96	13	49	---	36.8	
HyClass 115W	2369	---	---	93	---	---	---	96	18	49	---	36.7	
ARC97019	2369	---	---	93	---	---	---	94	8	50	---	36.2	
Hybristar	2356	---	---	93	---	---	---	97	10	44	---	36.6	
Wichita	2341	---	---	92	---	---	---	94	13	48	---	36.4	
Sumner	2272	---	---	89	---	---	---	94	47	46	---	37.5	
HyClass 110W	2266	---	---	89	---	---	---	95	30	42	---	36.2	
Taurus	2163	---	---	85	---	---	---	93	30	48	---	37.0	
Hybrigold	2114	---	---	83	---	---	---	94	7	46	---	38.2	
DKW45-10	1990	---	---	78	---	---	---	95	45	43	---	36.1	
Jetton	1086	---	---	43	---	---	---	20	2	49	---	36.3	
Plainsman	1001	---	---	39	---	---	---	29	0	43	---	36.3	
Mean	2540	---	---	---	---	---	---	92	15	49	---	37.0	
CV	14	---	---	---	---	---	---	6	53	6	---	1.8	
LSD (0.05)	600	---	---	---	---	---	---	9	13	5	---	1.4	

Bold - Superior LSD Group - Unless two entries differ by more than the LSD, little confidence can be placed in one being superior to the other.

Farmington, New Mexico

Mick O'Neill and Curtis Owen, New Mexico State University

Planted: 9/6/2007 at 5 lbs/a in 10-in. rows

Harvested: 8/8/2008

Herbicides: None

Insecticides: None

Irrigation: 30 in.

Previous Crop: Fallow

Soil Test: NA

Fertilizer: 10-48-56-6 lbs N-P-K-S fertilizer in fall

120-0-0 lbs N-P-K fertilizer in spring

Soil Type: Doak sandy loam

Elevation: 5640 ft Latitude: 36°75'N

Comments:

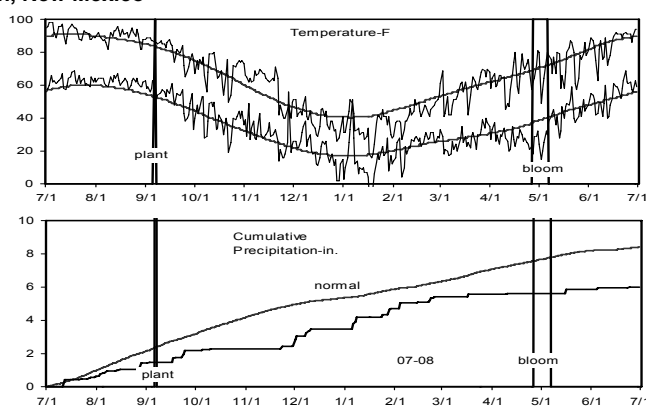


Table 27. Results from the 2008 National Winter Canola Variety Trial at Farmington, NM

Name	Yield (lbs/a)		Yield (% of test avg)		Winter Survival (%)		50% Bloom	Plant Height	Moisture	Test Weight	Oil		
	2008	2007	2008	2007	2008	2007	(d)	(in.)	(%)	(lbs/bu)	(%)		
Safran	4758	---	---	---	126	93	---	---	5/1	48	6.4	49.4	37.7
DSV07100	4677	---	---	---	123	100	---	---	4/29	50	9.6	50.2	40.5
KS3074	4627	---	---	---	122	93	---	---	5/1	50	9.1	49.9	38.0
Flash	4615	---	---	---	122	97	---	---	5/1	55	7.7	51.3	38.7
Kronos	4593	---	---	---	121	100	---	---	4/29	49	8.3	48.5	37.4
ARC2180-1	4583	---	---	---	121	100	---	---	5/1	52	8.7	46.0	38.6
Ceres	4563	---	---	---	120	100	---	---	4/30	49	9.6	49.1	38.9
Sitro	4561	---	---	---	120	100	---	---	4/29	51	9.8	49.1	39.0
ARC98007	4392	---	---	---	116	100	---	---	5/4	52	9.4	49.9	38.6
Virginia	4363	---	---	---	115	100	---	---	5/5	47	10.5	49.0	37.9
KS7436	4251	---	---	---	112	97	---	---	5/1	48	6.8	50.6	39.3
ARC98015	4235	---	---	---	112	100	---	---	5/1	54	7.9	49.8	38.5
Hornet	4156	---	---	---	110	100	---	---	4/29	49	8.8	50.2	38.1
CWH116	4130	---	---	---	109	87	---	---	4/30	52	9.8	48.3	38.0
Rally	4119	---	---	---	109	97	---	---	4/28	50	9.0	49.2	39.1
Hybrisurf	4112	---	---	---	109	100	---	---	4/28	50	10.2	48.9	40.2
KS3302	4105	---	---	---	108	100	---	---	4/29	47	8.6	50.6	38.4
Dimension	4062	---	---	---	107	93	---	---	5/3	48	6.8	49.0	39.0
Taurus	4041	---	---	---	107	88	---	---	5/2	47	10.3	48.5	39.1
CWH081	4005	---	---	---	106	100	---	---	5/1	49	8.7	49.8	37.5
CWH095	3963	---	---	---	105	100	---	---	4/29	49	7.7	49.8	37.0
Baldur	3923	---	---	---	104	100	---	---	4/29	51	8.6	50.2	38.6
KS3254	3896	---	---	---	103	98	---	---	5/5	53	11.1	49.1	38.8
KS3132	3867	---	---	---	102	100	---	---	5/2	50	8.6	50.5	38.9
Kadore	3853	---	---	---	102	93	---	---	5/1	50	9.4	48.8	38.2
KS4022	3849	---	---	---	102	100	---	---	5/2	51	6.8	50.2	38.9
KS4085	3835	---	---	---	101	100	---	---	4/30	50	10.1	48.0	37.9
Visby	3835	---	---	---	101	93	---	---	4/29	44	8.4	48.6	37.5
NPZ0791RR	3826	---	---	---	101	100	---	---	4/27	52	9.8	50.0	39.8
ARC97019	3733	---	---	---	99	93	---	---	5/3	49	9.3	47.8	38.1
KS3018	3729	---	---	---	98	100	---	---	5/3	49	8.0	48.4	37.2
Hybrigold	3711	---	---	---	98	100	---	---	5/1	50	6.1	50.3	39.3
DKW47-15	3662	---	---	---	97	97	---	---	5/2	49	8.0	47.1	37.2
Abilene	3659	---	---	---	97	100	---	---	5/2	53	9.3	49.7	38.2
Wichita	3640	---	---	---	96	100	---	---	5/2	50	10.4	49.3	37.7
Satori	3638	---	---	---	96	100	---	---	5/4	49	10.4	47.9	37.8
Hybristar	3495	---	---	---	92	100	---	---	4/29	50	10.0	47.9	37.4
DKW46-15	3480	---	---	---	92	100	---	---	5/1	47	10.2	48.3	37.9
HyClass 115W	3477	---	---	---	92	100	---	---	4/30	49	9.5	48.9	37.7
KS9135	3444	---	---	---	91	100	---	---	5/1	55	7.8	49.2	37.5
HyClass 110W	3439	---	---	---	91	95	---	---	5/4	46	7.7	49.0	37.4
KS4158	3343	---	---	---	88	100	---	---	5/1	48	7.4	46.6	38.9
DKW45-10	3329	---	---	---	88	98	---	---	4/27	48	6.4	49.3	37.8

Table 27. Results from the 2008 National Winter Canola Variety Trial at Farmington, NM

Name	Yield (lbs/a)			Yield (% of test avg)			50% Bloom		Plant		Test	
	2008	2007	2-Yr.	2008	2008	2007	2-Yr.	(d)	(in.)	Moisture (%)	Weight (lbs/bu)	Oil (%)
CWH633	3258	---	---	86	98	---	---	5/3	50	9.9	49.5	38.9
HyClass 154W	3216	---	---	85	100	---	---	4/29	54	6.5	50.2	37.1
ARC97018	3123	---	---	82	98	---	---	5/3	54	9.3	46.8	37.2
DKW13-69	3052	---	---	81	98	---	---	5/1	51	9.4	48.6	38.6
Forza	2908	---	---	77	97	---	---	5/3	44	9.8	49.4	37.7
CWH111	2625	---	---	69	100	---	---	5/4	52	10.5	48.0	37.3
DKW41-10	2504	---	---	66	100	---	---	5/6	47	6.5	48.9	37.4
Sumner	2348	---	---	62	90	---	---	5/1	47	11.4	46.7	36.3
KS3077	2340	---	---	62	100	---	---	5/7	52	8.7	49.9	38.7
Mean	3787	---	---	---	98	---	---	5/1	50	8.8	49.0	38.2
CV	23	---	---	---	6	---	---	---	7	19.8	3.8	2.1
LSD (0.05)	NS	---	---	---	NS	---	---	---	NS	2.8	NS	1.6

Bold - Superior LSD Group - Unless two entries differ by more than the LSD, little confidence can be placed in one being superior to the other. Yields adjusted to 10% moisture. Bloom is recorded as the date after January 1 when 50% of plants have one or more open flowers.

Enid, Oklahoma

John Lamle, Johnston Seed Company
 Planted: 9/24/2007 at 5 lbs/a in 9-in. rows
 Harvested: 6/16/2008
 Herbicides: Trifluralin 1.5 pt/a
 Insecticides: None
 Irrigation: None
 Previous Crop: Millet
 Soil Test: NA
 Fertilizer: 30-0-0 lbs N-P-K fertilizer in fall
 90-0-0 lbs N-P-K fertilizer in spring
 Soil Type: Silt loam
 Elevation: 1227 ft Latitude: 36°26'N
 Comments: Heavy thunderstorms prior to and during harvest resulted in low yields.

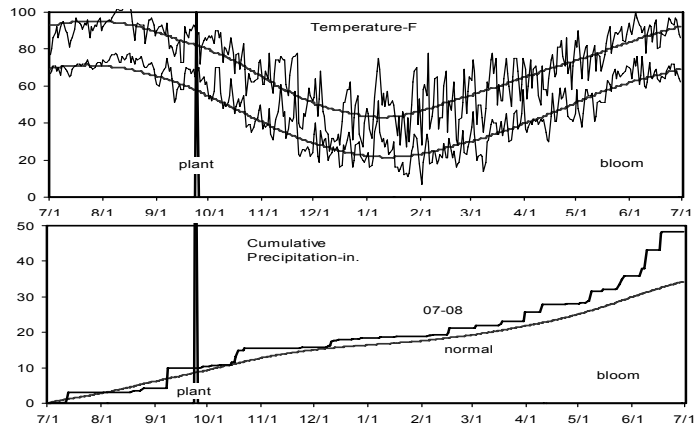


Table 28. Results for the 2008 National Winter Canola Variety Trial at Enid, OK

Name	Yield (lbs/a)		Yield (% of test avg.)		Winter Survival (%)		Fall Stand	Plant Height	Lodging	Shatter	Moisture	Test Weight	Oil
	2008	2007	2008	2007	2008	2007	(0-10)	(in.)	(%)	(%)	(%)	(lbs/bu)	(%)
Safran	1174	---	226	99	99	---	8.7	55	6.7	6.7	9.6	51.1	35.9
45D03	1161	---	223	99	99	---	8.7	48	11.7	8.3	7.1	51.3	36.9
46W14	1138	---	219	98	98	---	8.0	50	13.3	20.0	9.9	51.3	36.5
Flash	1125	---	216	90	90	---	8.7	58	7.0	5.3	7.2	51.2	37.9
KS9135	1066	---	205	100	100	---	8.3	56	25.0	26.7	9.0	50.5	36.6
Rally	1037	---	199	93	93	---	8.3	52	38.3	2.3	6.1	49.8	36.4
HyClass 154W	972	---	187	91	91	---	8.3	52	5.0	20.0	8.4	51.8	37.0
KS4022	969	---	186	100	100	---	8.0	52	25.0	21.7	9.0	49.4	37.2
KS4158	935	---	180	95	95	---	8.3	50	31.7	40.0	9.1	50.2	37.2
Virginia	827	---	159	92	92	---	9.0	49	28.3	23.3	9.4	50.2	34.7
Hornet	721	---	139	100	100	---	7.7	53	36.7	2.0	7.4	50.4	37.2
Hybristar	706	---	136	96	96	---	8.0	51	8.3	10.0	6.4	50.4	37.3
KS3254	686	---	132	100	100	---	8.3	53	65.0	15.0	10.2	51.5	36.6
KS4085	654	---	126	100	100	---	8.7	55	56.7	26.7	7.0	51.1	36.6
CWH081	651	---	125	100	100	---	7.7	49	26.7	20.0	8.2	50.3	38.1
Forza	648	---	124	100	100	---	8.3	49	8.7	30.0	9.0	49.1	37.3
CWH095	591	---	114	100	100	---	8.3	46	17.0	10.0	6.9	49.3	37.4
Dimension	589	---	113	98	98	---	8.0	53	5.0	33.3	6.8	50.5	37.5
Wichita	584	---	112	100	100	---	9.0	55	22.0	53.3	5.9	49.8	37.9
Kadore	578	---	111	100	100	---	8.0	49	38.3	20.0	7.3	50.5	34.9
ARC97019	546	---	105	97	97	---	8.7	55	61.7	28.3	8.0	50.1	36.4
BSX-501	546	---	105	99	99	---	7.0	55	23.3	13.3	7.2	49.9	36.6
CWH111	545	---	105	100	100	---	8.3	49	28.3	26.7	6.4	51.1	38.0
Plainsman	538	---	103	100	100	---	1.0	49	33.3	11.7	7.8	49.3	35.5
Ceres	517	---	99	87	87	---	8.3	51	25.0	50.0	8.5	50.6	37.0
Hybrigold	490	---	94	99	99	---	8.3	53	5.0	26.7	6.5	50.5	38.0
CWH116	483	---	93	100	100	---	8.0	54	6.7	30.0	6.9	50.3	38.0
ARC2180-1	474	---	91	98	98	---	8.0	52	45.0	21.7	7.9	50.1	36.6
Abilene	474	---	91	100	100	---	8.7	54	23.3	51.7	7.2	50.3	36.7
KS3077	471	---	91	100	100	---	8.0	51	36.7	28.3	6.5	50.8	37.6
Sitro	451	---	87	97	97	---	8.0	55	21.7	20.3	6.6	51.5	38.9
Baldur	448	---	86	100	100	---	7.7	51	18.3	20.0	7.3	39.2	38.1
NPZ0791RR	440	---	84	99	99	---	9.3	54	51.7	43.3	7.4	50.9	37.4
HyClass 107W	426	---	82	100	100	---	2.7	55	15.0	33.3	8.7	46.3	36.4
KS3132	417	---	80	100	100	---	8.3	54	16.7	45.0	7.5	50.2	38.1
ARC98015	413	---	79	99	99	---	8.0	55	38.3	25.0	7.0	43.1	37.7
KS3074	395	---	76	100	100	---	8.7	54	20.0	30.0	7.2	51.1	37.0
DKW13-69	377	---	72	99	99	---	8.0	50	26.7	26.7	6.3	50.4	37.9
BSX-567	367	---	71	100	100	---	8.0	52	43.3	40.0	7.1	50.7	36.4
46W99	359	---	69	99	99	---	7.0	53	53.3	33.3	6.9	50.3	38.2
ARC98007	349	---	67	99	99	---	8.0	55	50.0	16.7	7.9	49.1	36.1
DKW47-15	348	---	67	100	100	---	7.0	50	51.7	48.3	7.2	36.1	37.7

Table 28. Results for the 2008 National Winter Canola Variety Trial at Enid, OK

Name	Yield (lbs/a)			Yield (% of test avg.)			Winter Survival (%)			Fall Stand	Plant Height	Lodging	Shatter	Moisture	Test Weight	Oil
	2008	2007	2-Yr.	2008	2008	2007	2-Yr.	(0-10)	(in.)	(%)	(%)	(%)	(%)	(lbs/bu)	(%)	
DSV07100	346	---	---	66	92	---	---	8.0	53	36.7	23.3	6.6	45.3	37.7		
Taurus	325	---	---	62	98	---	---	9.0	51	25.0	50.0	7.6	49.8	37.3		
KS3018	319	---	---	61	100	---	---	9.0	56	33.3	33.3	5.7	48.8	38.0		
Jetton	312	---	---	60	100	---	---	0.7	48	40.0	8.3	7.8	49.1	35.1		
Visby	294	---	---	56	100	---	---	7.7	55	28.3	41.7	5.9	41.3	37.5		
ARC97018	291	---	---	56	99	---	---	7.7	55	26.7	20.0	7.1	45.5	36.3		
KS3302	287	---	---	55	100	---	---	8.0	55	33.3	53.3	6.7	49.7	36.8		
Hybrisurf	282	---	---	54	98	---	---	8.7	53	16.7	53.3	6.3	50.0	38.3		
Satori	280	---	---	54	93	---	---	8.7	49	15.0	73.3	6.5	38.8	39.5		
HyClass 115W	265	---	---	51	100	---	---	8.3	51	31.7	65.0	6.6	32.4	39.3		
KS7436	202	---	---	39	100	---	---	8.3	53	50.0	26.7	5.4	34.4	36.9		
DKW45-10	201	---	---	39	99	---	---	8.3	46	10.0	68.3	6.8	41.7	36.5		
DKW41-10	199	---	---	38	100	---	---	8.7	49	25.0	53.3	7.0	49.2	37.3		
HyClass 110W	190	---	---	36	100	---	---	7.7	52	55.0	30.0	5.6	41.9	37.5		
Sumner	188	---	---	36	100	---	---	7.3	55	13.3	46.7	6.1	41.4	37.9		
Kronos	177	---	---	34	99	---	---	7.7	54	68.3	21.7	7.3	51.5	36.4		
DKW46-15	175	---	---	34	100	---	---	8.3	51	40.0	53.3	7.0	45.2	38.6		
CWH633	167	---	---	32	100	---	---	8.0	53	40.0	50.0	5.7	46.7	35.5		
Mean	521	---	---	---	98	---	---	7.9	52	29.3	30.6	7.3	48.0	37.2		
CV	42	---	---	---	3	---	---	8.1	5	80.7	38.2	24.5	14.7	2.2		
LSD (0.05)	351	---	---	---	5	---	---	1.0	4	NS	18.9	NS	NS	1.7		

Bold - Superior LSD Group - Unless two entries differ by more than the LSD, little confidence can be placed in one being superior to the other.

Goodwell, Oklahoma

Rick Kochenower
 Oklahoma Panhandle Research and Extension Center
 Planted: 9/17/2008 at 6 lbs/a in 7.5-in. rows
 Harvested: None
 Herbicides: None
 Insecticides: None
 Irrigation: 3 in. in fall
 Previous Crop: NA
 Soil test N=118, P=28, K=955, and pH=7.8
 Fertility: 80-40-0 lbs N-P-K fertilizer in the fall
 Soil Type: Richfield clay loam
 Elevation: 3239 ft Latitude: 36°36'N
 Comments: Excellent yields

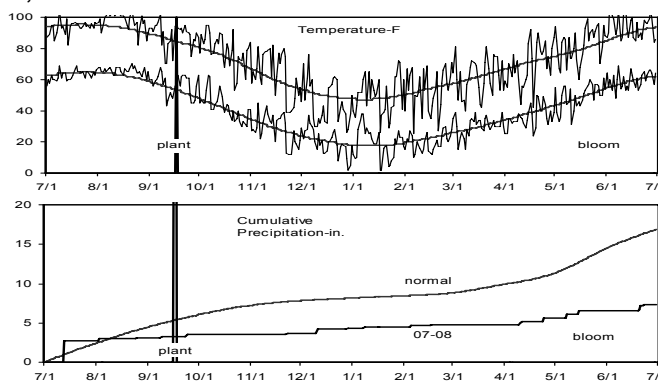


Table 29. Results from the 2008 National Winter Canola Variety Trial at Goodwell, OK

Entry	Yield (lbs/a)			Yield % of test avg.				Fall		Plant		Test	
	2008	2007	2-Yr.	2008	2008	2007	2-Yr.	Stand (0-10)	Height (in.)	Moisture (%)	Weight (lbs/bu)	Oil %	
CWH095	2752	---	---	135	9.5	---	---	9.7	43	5.2	48.2	35.0	
Sitro	2694	3808	3251	132	9.8	---	---	8.3	42	5.3	49.3	35.8	
CWH081	2672	---	---	131	9.7	---	---	8.7	41	5.6	47.8	35.2	
Safran	2600	---	---	128	9.7	---	---	9.3	43	5.3	47.9	35.2	
Hybrisurf	2542	---	---	125	9.5	---	---	9.7	40	5.4	45.7	37.0	
CWH111	2497	---	---	123	9.5	---	---	9.0	42	6.0	47.2	35.7	
Rally	2490	3115	2802	122	9.2	---	---	8.3	42	5.3	47.7	36.4	
Hornet	2479	3709	3094	122	9.3	---	---	9.7	41	5.1	47.5	35.8	
45D03	2479	---	---	122	9.7	---	---	8.7	43	5.7	49.0	34.7	
Visby	2399	---	---	118	9.5	---	---	7.0	40	5.6	47.3	36.8	
Satori	2338	2887	2613	115	9.3	---	---	8.7	40	5.3	47.6	37.9	
Baldur	2321	3140	2731	114	9.5	---	---	9.0	43	5.4	49.5	35.3	
Kadore	2318	3014	2666	114	9.8	---	---	8.7	41	5.5	45.6	34.3	
Flash	2302	3377	2839	113	9.8	---	---	8.0	45	5.6	45.6	34.1	
KS3074	2301	2770	2535	113	9.5	---	---	9.7	41	5.7	48.2	36.1	
KS4085	2248	2479	2363	110	9.5	---	---	8.7	42	5.6	46.2	35.3	
KS4158	2222	---	---	109	9.7	---	---	8.7	41	5.5	44.4	36.0	
Hybristar	2211	2797	2504	109	9.5	---	---	8.7	41	5.4	46.4	34.4	
CWH116	2208	---	---	108	9.5	---	---	8.7	40	5.6	43.3	36.2	
Hybrigold	2186	2974	2580	107	9.3	---	---	8.0	41	5.3	45.3	34.8	
Wichita	2185	3055	2620	107	9.2	---	---	8.7	42	5.3	49.0	35.3	
ARC97018	2156	3183	2669	106	9.3	---	---	8.0	40	5.4	46.3	35.3	
46W14	2154	---	---	106	9.5	---	---	9.7	45	5.5	48.7	36.6	
Virginia	2142	2998	2570	105	9.5	---	---	7.3	44	5.4	47.2	34.2	
KS3132	2133	2735	2434	105	9.7	---	---	10.0	41	5.2	47.0	35.6	
KS4022	2127	3001	2564	104	9.5	---	---	9.7	42	5.5	45.3	36.1	
Forza	2117	---	---	104	9.2	---	---	7.7	42	5.9	46.9	34.7	
HyClass 115W	2089	---	---	103	9.8	---	---	7.3	40	5.4	46.7	36.2	
Dimension	2066	---	---	101	9.7	---	---	8.0	42	5.8	46.2	38.1	
HyClass 154W	2042	2923	2483	100	9.7	---	---	8.3	41	5.6	46.5	34.5	
ARC2180-1	2030	3180	2605	100	9.0	---	---	8.7	44	5.5	46.1	34.5	
BSX-567	2010	---	---	99	9.5	---	---	9.3	43	5.2	47.6	35.4	
Kronos	2008	3367	2687	99	9.7	---	---	8.0	41	5.3	48.3	33.4	
CWH633	1995	---	---	98	9.3	---	---	8.0	40	5.2	45.5	36.2	
Taurus	1986	2990	2488	98	9.3	---	---	7.5	42	6.2	46.9	36.0	
KS3254	1984	3172	2578	97	9.0	---	---	8.0	43	5.8	46.0	34.7	
Abilene	1980	2380	2180	97	9.2	---	---	9.0	44	5.3	47.8	35.6	
DKW47-15	1977	---	---	97	9.2	---	---	9.0	46	5.4	46.3	35.6	
BSX-501	1973	---	---	97	9.7	---	---	7.3	43	5.6	43.8	34.0	
DKW46-15	1957	---	---	96	9.7	---	---	7.3	40	5.1	45.7	36.0	
HyClass 110W	1956	---	---	96	9.7	---	---	8.3	43	5.1	46.9	35.2	
Sumner	1933	2921	2427	95	9.7	---	---	8.0	44	5.6	46.5	34.9	
KS7436	1920	3014	2467	94	9.3	---	---	8.7	43	5.5	48.4	34.7	

Table 29. Results from the 2008 National Winter Canola Variety Trial at Goodwell, OK

Entry	Yield (lbs/a)			Yield % of test avg.			Winter Survival (%)			Fall Stand	Plant Height	Moisture	Test Weight	Oil
	2008	2007	2-Yr.	2008	2008	2007	2-Yr.	(0-10)	(in.)	(%)	(lbs/bu)	%		
DKW41-10	1920	---	---	94	9.3	---	---	8.7	44	5.5	47.4	36.3		
KS9135	1909	2879	2394	94	9.3	---	---	8.3	44	5.4	46.1	34.5		
ARC97019	1877	2862	2370	92	9.7	---	---	8.0	45	5.6	46.1	34.9		
NPZ0791RR	1868	---	---	92	9.7	---	---	10.0	40	5.4	45.9	36.1		
KS3018	1866	2877	2372	92	9.7	---	---	9.0	41	5.5	44.7	35.6		
KS3077	1848	3053	2450	91	9.7	---	---	8.0	38	5.8	44.1	34.4		
46W99	1825	---	---	90	9.5	---	---	8.3	42	5.5	47.9	37.1		
ARC98015	1823	2637	2230	90	9.3	---	---	8.3	43	5.6	45.1	34.5		
KS3302	1820	3087	2454	89	9.3	---	---	8.7	39	5.7	43.6	35.3		
HyClass 107W	1798	---	---	88	9.3	---	---	7.3	44	5.5	45.4	34.6		
ARC98007	1785	2661	2223	88	9.5	---	---	7.0	46	5.4	46.2	34.1		
DSV07100	1757	---	---	86	9.3	---	---	8.3	41	5.5	47.9	36.2		
Ceres	1743	2868	2306	86	9.8	---	---	9.0	41	5.5	47.2	34.6		
DKW45-10	1594	---	---	78	9.7	---	---	7.7	41	5.4	44.2	34.8		
DKW13-69	1551	2635	2093	76	9.2	---	---	8.3	42	5.5	45.0	34.6		
Mean	2109	2914	2512	---	9.5	---	---	8.5	42	5.5	46.6	35.4		
CV	10	10	---	---	4.0	---	---	12.4	8	4.9	3.7	2.8		
LSD (0.05)	333	516	---	---	NS	---	---	1.7	NS	0.4	2.8	2.0		

Bold - Superior LSD Group - Unless two entries differ by more than the LSD, little confidence can be placed in one being superior to the other.

Perkins, Oklahoma

Jerry Moore and Josh Massey, Oklahoma State University

Planted: 9/26/2007 at 5 lbs/a in 9-in. rows

Harvested: 6/5/2008

Herbicides: Trifluralin 1.5 pt/a

Insecticides: None

Irrigation: None

Previous Crop: Wheat

Soil Test: NA

Fertilizer: 50-0-0 lbs N-P-K fertilizer in fall
70-0-0 lbs N-P-K fertilizer in spring

Soil Type: Teller sandy loam

Elevation: 916 ft Latitude: 35°59'N

Comments:

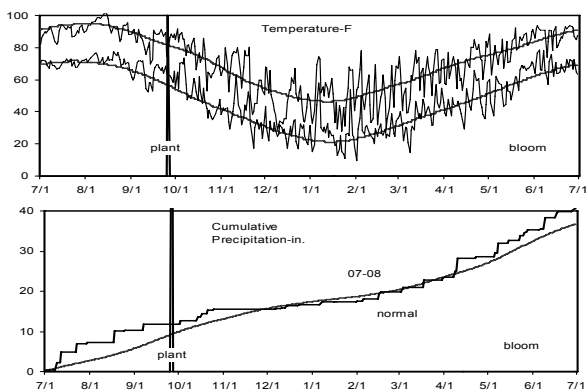


Table 30. Results from the 2008 National Winter Canola Variety Trial at Perkins, OK

Name	Yield (lbs/a)			Yield (% of test avg.)				Winter Survival (%)		Fall Stand	Plant Height	Shatter	Moisture	Test Weight	Oil
	2008	2007	2-Yr.	2008	2008	2007	2-Yr.	(1-10)	(in.)	(%)	(%)	(lbs/bu)	(%)		
Satori	1213	627	920	136	---	90	---	3.0	47	1.7	8.3	48.4	41.8		
KS9135	1172	799	986	132	---	99	---	3.0	50	5.0	8.4	48.3	41.6		
Virginia	1169	1057	1113	131	---	98	---	4.3	45	2.3	11.4	46.3	40.8		
ARC98007	1142	1150	1146	128	---	96	---	2.0	49	6.7	9.6	48.1	41.4		
BSX-567	1101	---	---	124	---	---	---	1.7	49	1.3	10.3	48.6	40.2		
Forza	1100	---	---	124	---	---	---	2.3	41	1.0	12.0	46.4	40.2		
Hyrisurf	1089	---	---	122	---	---	---	3.7	47	2.3	9.7	47.8	40.9		
DSV07100	1087	---	---	122	---	---	---	4.3	46	4.0	12.0	46.5	42.9		
Dimension	1079	---	---	121	---	---	---	2.0	48	1.3	12.3	47.0	43.3		
Hybrigold	1055	995	1025	118	---	99	---	2.7	49	1.0	10.2	46.5	40.5		
46W14	1050	---	---	118	---	---	---	2.3	49	1.3	9.3	47.6	42.9		
Kronos	1043	710	876	117	---	94	---	2.0	51	3.7	12.4	47.9	40.7		
KS3254	1006	1277	1142	113	---	100	---	3.7	50	2.0	10.7	47.2	40.5		
HyClass 154W	991	913	952	111	---	96	---	2.7	48	1.0	11.7	46.7	40.1		
KS4158	987	---	---	111	---	---	---	4.0	47	2.0	9.9	47.6	41.3		
Sitro	958	749	853	108	---	91	---	3.0	47	1.3	9.1	47.6	39.4		
Safran	954	---	---	107	---	---	---	3.0	43	0.7	10.1	46.8	39.8		
46W99	942	---	---	106	---	---	---	2.7	49	10.0	9.2	49.1	42.0		
Taurus	935	576	756	105	---	94	---	4.0	47	3.0	9.9	47.6	41.9		
Hybristar	930	607	769	104	---	78	---	3.7	45	2.7	10.1	47.4	39.8		
ARC2180-1	927	1140	1033	104	---	99	---	2.0	51	2.7	10.4	47.5	42.5		
Hornet	925	1218	1072	104	---	99	---	3.0	47	1.0	11.1	46.7	41.1		
CWH081	924	---	---	104	---	---	---	3.0	43	1.0	12.0	45.3	38.8		
ARC98015	916	874	895	103	---	99	---	2.3	53	6.7	9.8	48.9	41.5		
Kadore	901	1521	1211	101	---	70	---	2.0	44	1.0	10.8	47.2	40.5		
Ceres	896	968	932	101	---	88	---	3.3	47	6.7	10.2	47.9	41.0		
45D03	886	---	---	99	---	---	---	3.7	43	1.0	11.7	46.4	41.1		
KS3077	880	1153	1017	99	---	100	---	3.7	48	3.7	9.0	48.8	41.2		
KS3074	877	959	918	98	---	100	---	4.3	46	4.0	9.8	47.5	39.3		
KS4085	874	1112	993	98	---	99	---	3.3	49	4.0	9.4	48.0	40.9		
Wichita	867	1190	1029	97	---	100	---	4.0	43	4.0	7.7	48.0	41.0		
ARC97019	867	757	812	97	---	94	---	2.3	48	3.7	10.4	47.0	40.9		
KS7436	863	1087	975	97	---	96	---	2.7	45	6.7	9.3	48.2	40.7		
NPZ0791RR	856	---	---	96	---	---	---	4.0	46	3.0	10.0	46.4	40.4		
CWH095	856	---	---	96	---	---	---	4.0	43	1.0	11.2	45.0	39.5		
KS3132	851	820	836	96	---	99	---	2.3	48	2.7	8.4	47.7	41.8		
Baldur	848	372	610	95	---	99	---	3.0	50	2.3	8.8	46.8	41.1		
HyClass 115W	847	---	---	95	---	---	---	2.7	41	8.3	8.2	47.9	40.0		
HyClass 110W	846	---	---	95	---	---	---	3.3	45	6.7	7.3	47.0	40.6		
CWH116	823	---	---	92	---	---	---	2.7	43	1.0	11.0	47.2	42.4		
DKW46-15	816	---	---	92	---	---	---	2.7	44	4.0	8.4	48.0	41.4		
Visby	814	---	---	91	---	---	---	2.0	43	1.7	10.5	46.3	40.9		
ARC97018	806	1075	941	91	---	96	---	2.3	49	2.0	9.5	46.7	41.9		

Table 30. Results from the 2008 National Winter Canola Variety Trial at Perkins, OK

Name	Yield (lbs/a)			Yield (% of test avg.)			Winter Survival (%)		Fall Stand	Plant Height	Shatter	Moisture	Test Weight	Oil
	2008	2007	2-Yr.	2008	2008	2007	2-Yr.	(1-10)	(in.)	(%)	(%)	(lbs/bu)	(%)	
Flash	803	1222	1012	90	---	91	---	4.7	47	2.0	10.8	47.5	41.8	
Rally	801	1072	937	90	---	97	---	3.0	45	2.0	11.1	46.7	40.0	
KS4022	765	1587	1176	86	---	100	---	3.0	49	5.0	9.6	46.6	41.6	
BSX-501	756	---	---	85	---	---	---	1.7	47	1.0	8.1	47.9	40.9	
DKW45-10	746	---	---	84	---	---	---	2.7	41	11.7	7.2	47.3	40.1	
DKW41-10	718	---	---	81	---	---	---	3.3	41	1.7	7.7	48.0	40.7	
Sumner	707	510	608	79	---	97	---	2.0	43	7.3	6.8	48.7	39.7	
CWH633	707	---	---	79	---	---	---	2.7	44	1.3	7.5	48.5	42.1	
HyClass 107W	689	---	---	77	---	---	---	1.0	50	1.0	8.1	47.4	40.7	
CWH111	657	---	---	74	---	---	---	3.0	37	1.3	7.6	48.3	39.3	
DKW47-15	655	---	---	74	---	---	---	2.7	43	3.0	8.4	47.1	40.3	
KS3018	623	1130	876	70	---	100	---	3.0	49	2.7	8.5	45.1	40.3	
Abilene	584	893	738	66	---	99	---	3.0	44	4.0	7.9	47.9	39.0	
KS3302	582	1078	830	65	---	100	---	3.0	43	4.0	8.4	46.8	39.8	
DKW13-69	475	---	---	53	---	---	---	2.7	45	1.3	9.1	46.1	41.2	
Plainsman	357	975	666	40	---	100	---	0.7	49	0.5	8.2	45.2	41.0	
Jetton	145	905	525	16	---	89	---	0.7	43	0.5	6.6	40.9	40.6	
Mean	869	---	---	---	---	---	---	2.9	46	3.1	9.6	47.2	40.8	
CV (%)	25	---	---	---	---	---	---	31.7	6	71.1	13.0	2.7	2.3	
LSD (0.05)	352	---	---	---	---	---	---	1.5	5	3.5	2.0	2.1	1.9	

Bold - Superior LSD Group - Unless two entries differ by more than the LSD, little confidence can be placed in one being superior to the other. Yields adjusted to 9% moisture.

Tipton, Oklahoma

Chad Godsey and Rocky Thacker, Oklahoma State University

Planted: 10/10/2007 at 5 lbs/a in 7.5-in. rows

Harvested: 6/3/2008

Herbicides: None

Insecticides: Warhawk

Irrigation: None

Fertility: 40-0-0 lbs N-P-K fertilizer in fall

80-0-0-10 lbs N-P-K-S fertilizer in spring

Previous Crop: Wheat

Soil Type: Tipton soil series

Elevation: 1274 ft Latitude: 34°26'N

Comments: Poor fall stands. Plants compensated very well resulting in good yields.

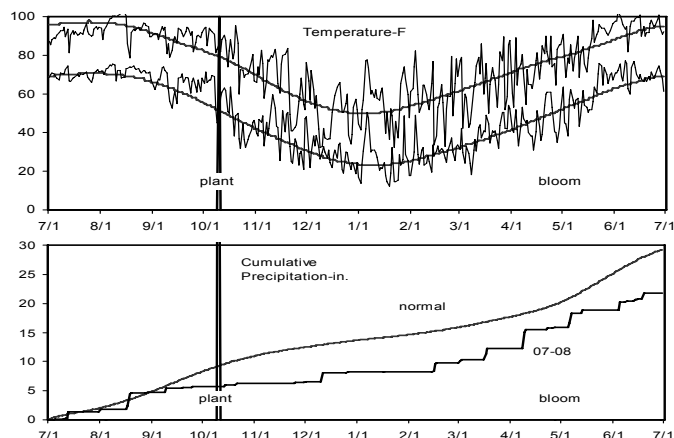


Table 31. Results from the 2008 National Winter Canola Variety Trial at Tipton, OK

Entry	Yield (lbs/a)			Yield % of test avg.				Winter Survival (%)		Fall Stand	50% Bloom	Plant Height	Shatter	Moisture	Test Weight	Oil
	2008	2007	2-Yr.	2008	2008	2007	2-Yr.	(0-10)	(day)	(in.)	(%)	(%)	(lbs/bu)	(%)		
Hybrisurf	3156	---	---	136	---	---	---	---	---	---	---	9.2	44.9	39.8		
Sitro	3075	4272	3674	132	---	---	---	---	---	---	---	7.9	44.9	38.4		
NPZ0791RR	2871	---	---	124	---	---	---	---	---	---	---	9.1	43.6	39.4		
46W99	2784	---	---	120	---	---	---	---	---	---	---	12.6	43.4	39.5		
CWH081	2753	---	---	118	---	---	---	---	---	---	---	8.8	44.0	40.0		
Hybristar	2732	3275	3004	118	---	---	---	---	---	---	---	7.0	43.1	39.8		
Kadore	2728	2737	2732	117	---	---	---	---	---	---	---	13.9	43.1	38.2		
Safran	2720	---	---	117	---	---	---	---	---	---	---	9.1	44.0	39.0		
KS4022	2719	2909	2814	117	---	---	---	---	---	---	---	7.1	43.7	38.9		
Kronos	2682	2521	2602	115	---	---	---	---	---	---	---	12.5	44.0	40.0		
46W14	2673	---	---	115	---	---	---	---	---	---	---	16.8	44.3	40.3		
ARC2180-1	2657	2697	2677	114	---	---	---	---	---	---	---	10.5	43.6	40.3		
CWH116	2631	---	---	113	---	---	---	---	---	---	---	10.4	43.7	38.1		
Hornet	2607	3331	2969	112	---	---	---	---	---	---	---	10.5	44.1	38.9		
KS3074	2572	3070	2821	111	---	---	---	---	---	---	---	8.0	42.6	39.8		
HyClass 115W	2553	---	---	110	---	---	---	---	---	---	---	10.9	43.7	39.9		
CWH633	2519	---	---	108	---	---	---	---	---	---	---	8.4	43.2	40.5		
Satori	2516	2763	2639	108	---	---	---	---	---	---	---	7.2	43.1	41.1		
Flash	2513	3202	2857	108	---	---	---	---	---	---	---	12.5	44.1	40.6		
KS3077	2476	2709	2592	107	---	---	---	---	---	---	---	10.5	42.9	40.4		
KS4085	2448	3045	2747	105	---	---	---	---	---	---	---	15.7	43.6	39.3		
Taurus	2445	2734	2589	105	---	---	---	---	---	---	---	11.9	43.7	39.3		
Dimension	2441	---	---	105	---	---	---	---	---	---	---	13.5	44.0	40.1		
KS3132	2433	3263	2848	105	---	---	---	---	---	---	---	21.4	41.9	40.2		
CWH111	2427	---	---	104	---	---	---	---	---	---	---	10.7	44.7	37.0		
Virginia	2421	2738	2579	104	---	---	---	---	---	---	---	10.4	42.6	38.4		
Abilene	2415	2790	2603	104	---	---	---	---	---	---	---	8.1	43.7	41.1		
KS3018	2390	2598	2494	103	---	---	---	---	---	---	---	12.1	42.5	39.0		
DKW46-15	2381	---	---	102	---	---	---	---	---	---	---	7.1	44.6	38.9		
Baldur	2361	2264	2313	102	---	---	---	---	---	---	---	10.9	44.4	38.3		
BSX-567	2332	---	---	100	---	---	---	---	---	---	---	7.8	43.2	41.9		
BSX-501	2330	---	---	100	---	---	---	---	---	---	---	10.6	44.3	41.7		
Visby	2330	---	---	100	---	---	---	---	---	---	---	6.9	43.5	39.4		
Rally	2305	3521	2913	99	---	---	---	---	---	---	---	14.3	43.2	39.0		
ARC97019	2278	2841	2560	98	---	---	---	---	---	---	---	8.6	43.2	40.6		
Sumner	2277	3025	2651	98	---	---	---	---	---	---	---	8.5	43.7	38.7		
Hybrigold	2264	3288	2776	97	---	---	---	---	---	---	---	9.9	43.8	38.8		
DKW41-10	2261	---	---	97	---	---	---	---	---	---	---	9.8	42.8	38.9		
CWH095	2245	---	---	97	---	---	---	---	---	---	---	16.6	45.0	38.3		
Forza	2210	---	---	95	---	---	---	---	---	---	---	17.8	42.2	40.0		
ARC97018	2206	2308	2257	95	---	---	---	---	---	---	---	11.5	42.0	40.4		
KS9135	2205	3043	2624	95	---	---	---	---	---	---	---	7.6	44.8	39.3		

Table 31. Results from the 2008 National Winter Canola Variety Trial at Tipton, OK

Entry	Yield (lbs/a)			Yield % of test avg.			Winter Survival (%)			Fall Stand	50% Bloom	Plant Height	Shatter	Moisture	Test	
	2008	2007	2-Yr.	2008	2007	2-Yr.	2008	2007	2-Yr.	(0-10)	(day)	(in.)	(%)	(%)	(lbs/bu)	Oil (%)
KS3254	2205	2725	2465	95	---	---	---	---	---	---	---	---	---	11.5	43.6	40.4
KS3302	2162	3176	2669	93	---	---	---	---	---	---	---	---	---	16.9	42.7	39.8
HyClass107W	2154	---	---	93	---	---	---	---	---	---	---	---	---	9.2	40.9	40.6
DSV07100	2150	---	---	93	---	---	---	---	---	---	---	---	---	7.9	45.8	39.3
Wichita	2148	2463	2305	92	---	---	---	---	---	---	---	---	---	14.5	44.8	39.1
HyClass 110W	2128	---	---	92	---	---	---	---	---	---	---	---	---	7.3	41.7	40.0
HyClass 154 W	2126	2855	2490	91	---	---	---	---	---	---	---	---	---	12.2	42.7	39.2
Ceres	2122	3009	2565	91	---	---	---	---	---	---	---	---	---	17.0	42.6	41.9
KS4158	2116	---	---	91	---	---	---	---	---	---	---	---	---	7.7	44.2	37.4
DKW47-15	2096	---	---	90	---	---	---	---	---	---	---	---	---	11.4	42.4	40.2
45D03	2084	---	---	90	---	---	---	---	---	---	---	---	---	24.9	42.6	39.0
ARC98007	2023	2661	2342	87	---	---	---	---	---	---	---	---	---	9.7	43.4	38.3
DKW45-10	1891	---	---	81	---	---	---	---	---	---	---	---	---	8.6	41.6	39.1
KS7436	1852	3212	2532	80	---	---	---	---	---	---	---	---	---	15.8	41.5	39.3
DKW13-69	1615	2872	2243	69	---	---	---	---	---	---	---	---	---	28.5	42.6	39.7
ARC98015	1611	2519	2065	69	---	---	---	---	---	---	---	---	---	19.5	41.8	39.9
Plainsman	955	1973	1464	41	---	---	---	---	---	---	---	---	---	15.0	43.7	40.2
Jetton	719	2531	1625	31	---	---	---	---	---	---	---	---	---	---	38.6	38.4
Mean	2324	2872	2598	---	---	---	---	---	---	---	---	---	---	11.7	43.3	39.5
CV	17	17	---	---	---	---	---	---	---	---	---	---	---	53.6	3.6	1.9
LSD (0.05)	640	921	---	---	---	---	---	---	---	---	---	---	---	10.1	2.5	1.5

Bold - Superior LSD Group - Unless two entries differ by more than the LSD, little confidence can be placed in one being superior to the other. Yields adjusted to 9% moisture.

Chillicothe, Texas

John Sij, Texas A&M University
Texas AgriLife Research & Extension Center at Vernon

Planted: 10/15/2007 at 5 lbs/a in 10-in. rows
Harvested: 6/3/2008
Herbicides: Trifluralin 1 pt/a
Insecticide: None
Irrigation: 2-in. preplant
Previous Crop: Fallow
Soil test: pH=7.0
Fertilizer: 60-0-0 lbs N-P-K fertilizer in fall
Soil Type: Abilene clay loam
Elevation: 1401 ft Latitude: 34°11'N
Comments: Excellent yields.

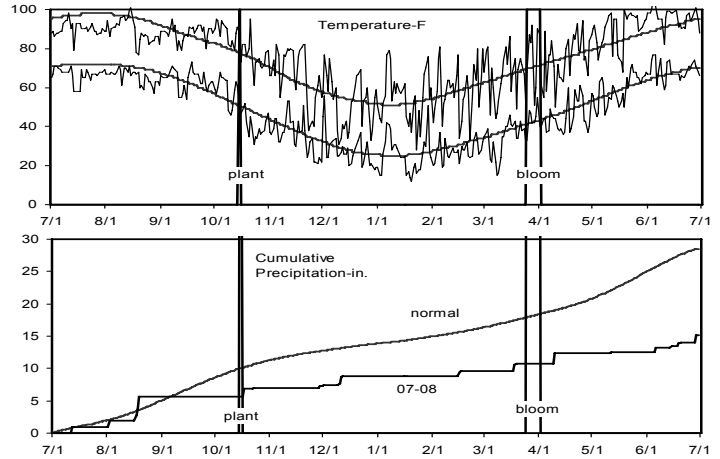


Table 32. Results from the 2008 National Winter Canola Variety Trial at Chillicothe, TX

Entry	Yield (lbs/a)			Yield % of test avg.			Winter Survival (%)		Fall Stand	50% Bloom	Plant Height	Lodging	Shatter	Moisture	Test Weight	Oil
	2008	2007	2-Yr.	2008	2008	2007	2-Yr.	(0-10)	(day)	(in.)	(%)	(%)	(%)	(lbs/bu)	(%)	
Rally	2697	---	---	144	---	---	---	7.7	86.3	53	15.0	0.0	6.2	53.6	37.8	
Hybrisurf	2677	---	---	143	---	---	---	5.7	86.7	50	0.0	1.7	6.1	54.2	38.5	
Sitro	2543	---	---	136	---	---	---	6.7	86.0	50	0.0	0.0	6.2	54.6	38.7	
Flash	2463	---	---	132	---	---	---	7.0	87.7	49	0.0	0.0	6.2	54.1	37.7	
Hybrigold	2418	---	---	129	---	---	---	7.3	86.3	51	0.0	1.7	6.1	54.6	37.6	
46W14	2405	---	---	128	---	---	---	6.7	86.3	52	0.0	5.0	6.2	54.8	39.4	
Hornet	2389	---	---	128	---	---	---	7.0	86.0	48	30.0	0.0	6.1	54.1	36.7	
Kadore	2325	---	---	124	---	---	---	7.0	90.3	44	0.0	0.0	6.4	53.6	39.1	
KS3074	2296	---	---	123	---	---	---	7.0	88.7	49	0.0	3.3	6.3	54.1	37.9	
HyClass 154W	2251	---	---	120	---	---	---	6.3	90.0	47	0.0	1.7	6.4	53.8	40.9	
KS3077	2205	---	---	118	---	---	---	7.3	89.3	52	3.3	0.0	6.2	53.0	38.0	
CWH081	2198	---	---	117	---	---	---	6.7	88.3	44	10.0	0.0	6.2	54.3	38.1	
Hybristar	2116	---	---	113	---	---	---	6.0	85.7	46	1.7	0.0	6.2	54.5	38.3	
Safran	2116	---	---	113	---	---	---	6.7	88.0	47	5.0	0.0	6.3	54.5	38.1	
45D03	2091	---	---	112	---	---	---	8.0	88.7	47	0.0	1.7	6.5	54.2	38.4	
Dimension	2055	---	---	110	---	---	---	7.7	86.0	47	3.3	6.7	6.4	54.8	37.7	
Wichita	1997	---	---	107	---	---	---	7.0	88.0	48	0.0	0.0	6.2	53.7	38.2	
CWH095	1933	---	---	103	---	---	---	7.7	89.3	44	18.3	1.7	6.2	54.4	38.2	
DKW13-69	1924	---	---	103	---	---	---	7.7	87.7	49	0.0	0.0	6.3	53.7	39.3	
CWH116	1917	---	---	102	---	---	---	7.0	91.0	41	0.0	0.0	6.3	52.4	38.8	
Visby	1893	---	---	101	---	---	---	4.7	86.3	44	0.0	0.0	6.3	53.5	37.7	
Kronos	1875	---	---	100	---	---	---	5.3	90.0	52	0.0	1.7	6.5	54.4	36.7	
Forza	1864	---	---	100	---	---	---	6.0	87.7	43	0.0	1.7	6.5	53.7	39.4	
Virginia	1853	---	---	99	---	---	---	7.0	86.7	50	10.0	0.0	6.2	54.0	38.8	
BSX-501	1849	---	---	99	---	---	---	8.0	87.7	47	0.0	0.0	6.3	52.6	36.7	
Baldur	1826	---	---	97	---	---	---	6.7	86.7	46	0.0	6.7	6.4	55.3	39.4	
KS3302	1810	---	---	97	---	---	---	7.7	86.3	48	0.0	3.3	6.3	53.7	37.8	
KS9135	1717	---	---	92	---	---	---	6.0	88.0	46	0.0	1.7	6.4	53.5	38.6	
46W99	1679	---	---	90	---	---	---	4.3	87.7	44	0.0	3.3	6.5	53.7	38.7	
DSV07100	1641	---	---	88	---	---	---	7.0	87.0	48	0.0	3.3	6.4	54.6	40.4	
CWH633	1575	---	---	84	---	---	---	5.7	86.0	44	1.7	5.0	6.4	53.4	38.7	
Taurus	1516	---	---	81	---	---	---	6.0	86.0	48	23.3	1.7	6.3	53.4	38.4	
Satori	1512	---	---	81	---	---	---	6.7	86.0	42	10.0	3.3	6.2	52.3	38.9	
Sumner	1510	---	---	81	---	---	---	5.0	86.7	47	0.0	5.0	6.2	54.6	37.4	
CWH111	1390	---	---	74	---	---	---	7.3	84.7	41	61.7	0.0	6.4	55.0	37.8	
NPZ0791RR	1383	---	---	74	---	---	---	8.0	86.3	45	25.0	0.0	6.5	54.1	37.4	
DKW41-10	1347	---	---	72	---	---	---	6.7	84.7	40	3.3	5.0	6.3	53.4	38.1	
DKW47-15	1321	---	---	71	---	---	---	6.3	87.0	40	15.0	1.7	6.3	52.9	38.0	
HyClass 115W	1292	---	---	69	---	---	---	6.7	86.7	45	3.3	1.7	6.3	54.1	37.8	
BSX-567	1292	---	---	69	---	---	---	6.0	88.0	45	6.7	1.7	6.3	54.0	37.4	
HyClass 110W	1289	---	---	69	---	---	---	6.3	84.0	42	46.7	5.0	6.3	53.1	37.4	

Table 32. Results from the 2008 National Winter Canola Variety Trial at Chillicothe, TX

Entry	Yield (lbs/a)			Yield % of test avg.			Winter Survival (%)			Fall Stand	50% Bloom	Plant Height	Lodging	Shatter	Moisture	Test Weight	Oil
	2008	2007	2-Yr.	2008	2008	2007	2-Yr.	(0-10)	(day)	(in.)	(%)	(%)	(%)	(%)	(lbs/bu)	(%)	
DKW45-10	1045	---	---	56	---	---	---	6.3	85.3	41	5.0	6.7	6.2	50.6	37.8		
DKW46-15	1038	---	---	55	---	---	---	6.3	86.7	40	21.7	0.0	6.3	52.6	38.4		
Mean	1873	---	---	---	---	---	---	6.7	87.2	46	7.4	1.9	6.3	53.8	38.2		
CV	18	---	---	---	---	---	---	20.1	0.9	11	154.8	137.1	1.6	1.3	1.5		
LSD (0.05)	558	---	---	---	---	---	---	NS	1.3	8	18.7	4.2	0.2	1.2	1.1		

Bold - Superior LSD Group - Unless two entries differ by more than the LSD, little confidence can be placed on one being superior to the other. Bloom is recorded as the date after January 1 when 50% of plants have one or more open flowers.

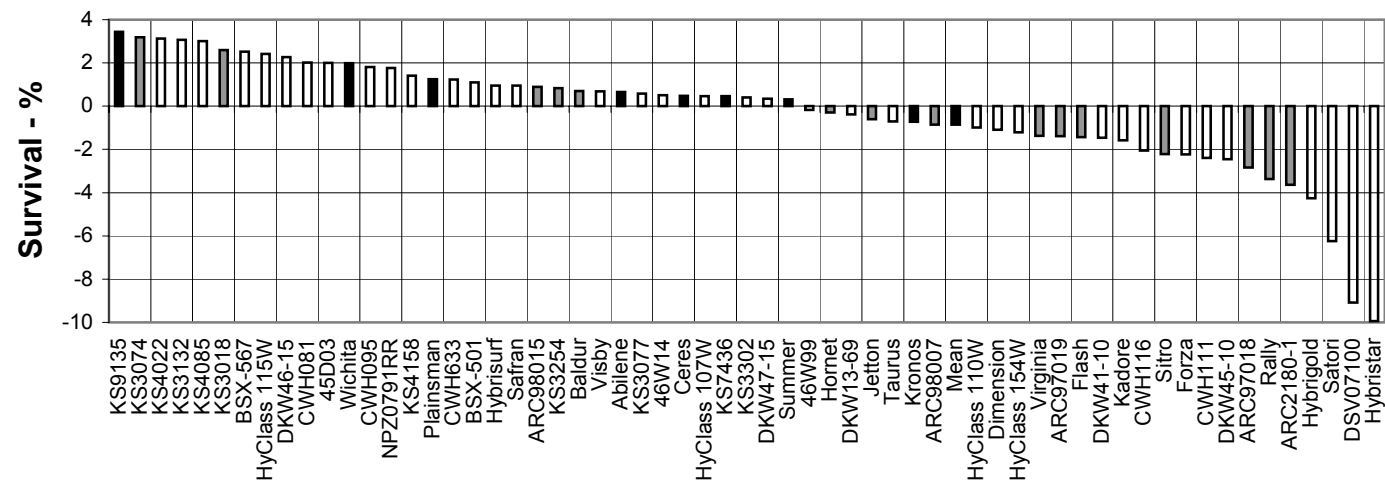
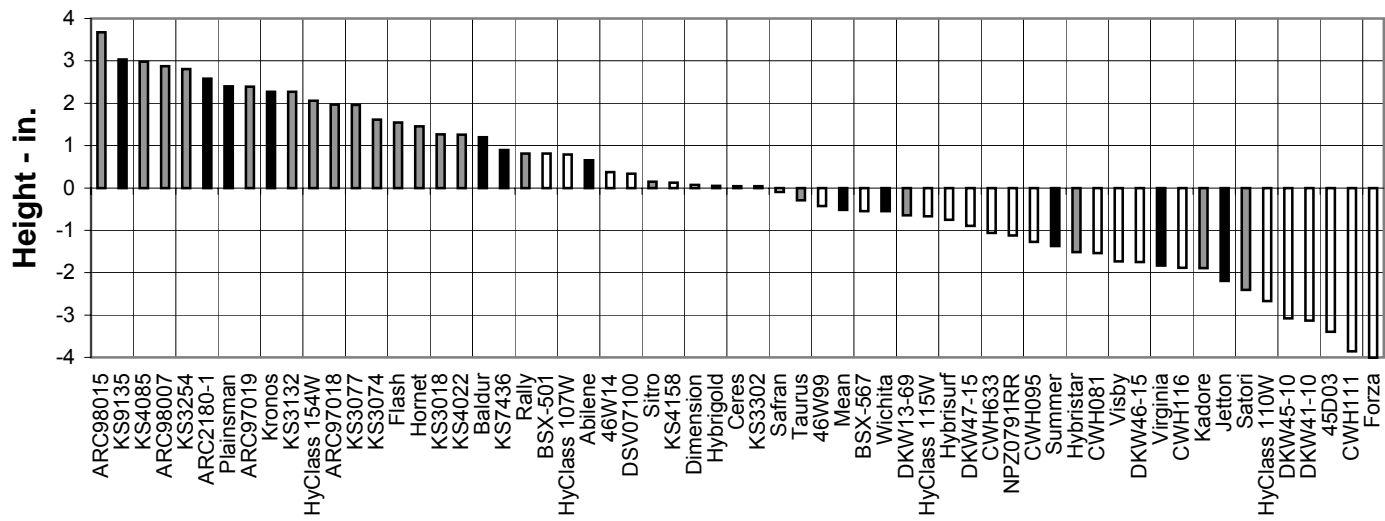
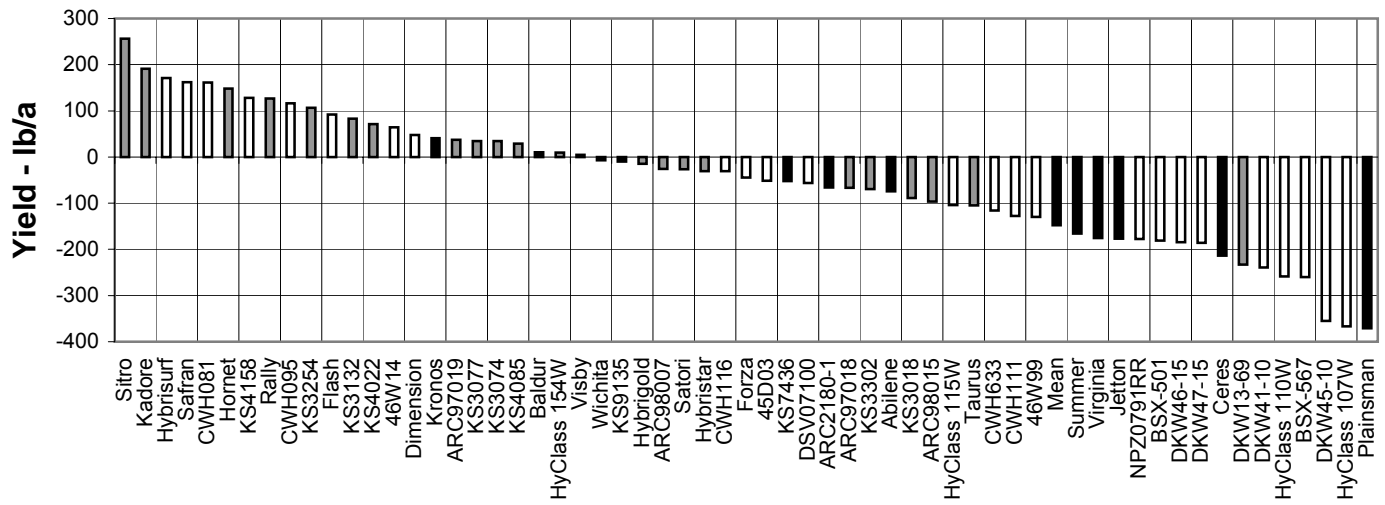
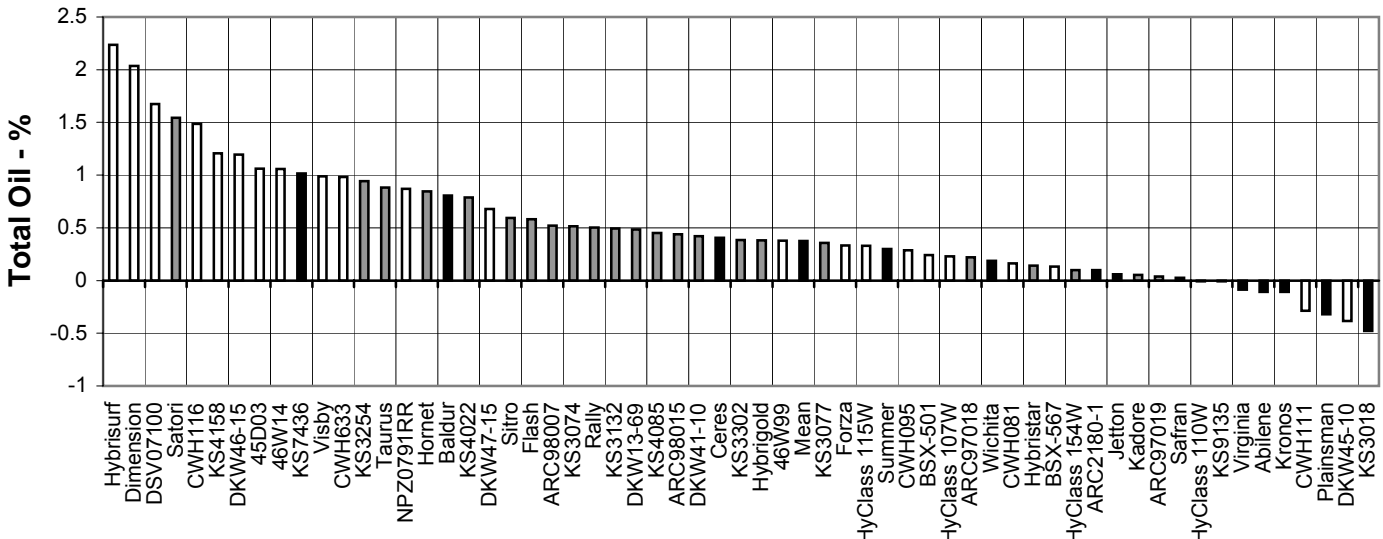
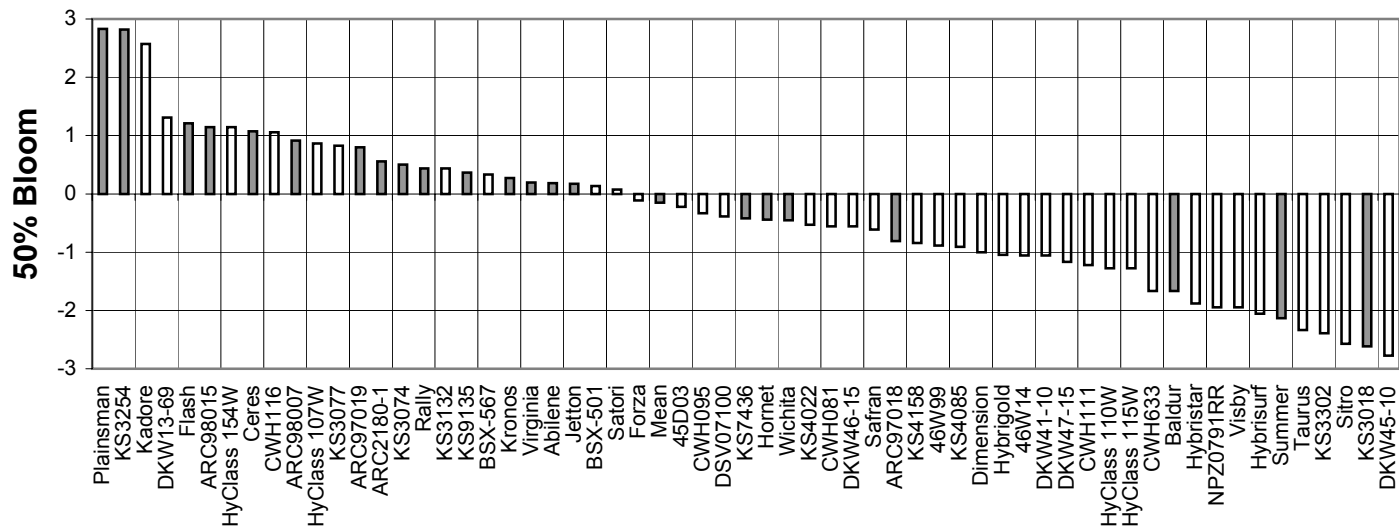


Figure 3. Great Plains Winter Canola Summary, 2004-2008.



Note: Values are averages of the differences between each cultivar and the mean of Kronos, Virginia, and Wichita for yield (lbs/a), winter survival (%), plant height (in.), 50% bloom date (days), and total oil content (%). The number of observations for each trait is represented by the different colored bars (as shown at right).




Figure 3. Great Plains Winter Canola Summary, 2004-2008 (continued).

Louise Strang, Montana State University
 Planted: 9/12/2007 in 6-in. rows
 Harvested: 8/13/2008
 Herbicides: None
 Insecticides: None
 Irrigation: None
 Previous Crop: Fallow
 Soil Test: NA
 Fertilizer: 30-30-30-30 lbs N-P-K-S fertilizer in fall
 Soil Type: Creston silt loam
 Elevation: 2970 ft Latitude: 48°19'N
 Comments:

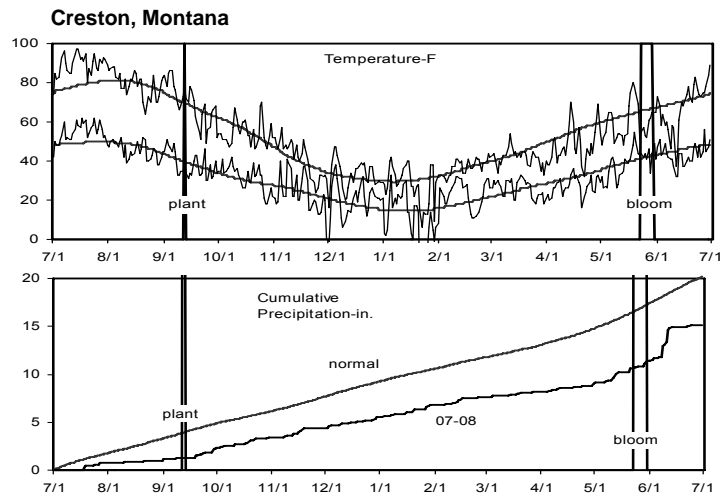


Table 33. Results from the 2008 National Winter Canola Variety Trial in Creston, MT

Name	Yield (lbs/a)			Yield (% of test avg.)		Winter Survival (%)		Fall Stand	Spring Stand	50% Bloom	Maturity	Plant Height	Lodging	Moisture	Test Weight	Oil
	2008	2007	2-Yr.	2008	2008	2007	2-Yr.	(0-10)	(pl/sqft)	(d)	(d)	(in.)	(%)	(%)	(lbs/bu)	(%)
KS9135	2611	---	---	146	80	---	---	3.9	5.6	5/23	7/28	54	17	8.8	49.1	43.9
KS3302	2270	---	---	127	30	---	---	5.7	3.2	5/28	7/28	57	22	8.1	46.4	43.0
CWH633	2081	---	---	116	31	---	---	5.7	2.7	5/29	8/6	58	1	9.4	45.2	42.7
KS3077	1941	---	---	108	21	---	---	6.9	2.5	5/27	8/4	58	5	12.7	43.6	43.7
DKW45-10	1931	---	---	108	50	---	---	6.5	5.3	5/26	8/3	57	10	9.1	44.0	41.7
Baldur	1914	---	---	107	40	---	---	7.9	5.7	5/26	7/29	54	22	7.4	44.0	43.4
Kronos	1902	---	---	106	40	---	---	4.8	3.0	5/29	8/5	53	3	10.4	49.7	42.8
DKW41-10	1808	---	---	101	30	---	---	6.3	3.2	5/26	7/30	59	1	7.4	46.2	41.7
DKW13-69	1796	---	---	100	55	---	---	4.1	2.6	5/25	7/30	57	9	9.0	43.5	44.2
Kadore	1788	---	---	100	54	---	---	6.5	5.8	5/24	7/28	57	4	7.5	49.2	43.7
HyClass 110W	1769	---	---	99	41	---	---	7.4	5.0	5/26	7/29	59	10	6.9	47.6	43.6
KS4022	1759	---	---	98	47	---	---	7.2	5.7	5/26	7/28	56	30	8.7	44.0	44.2
Ceres	1747	---	---	98	52	---	---	5.2	4.5	5/25	7/29	57	4	9.0	42.7	42.6
KS3254	1735	---	---	97	43	---	---	6.5	4.9	5/24	7/29	57	9	9.9	42.8	43.9
Virginia	1636	---	---	91	28	---	---	7.0	3.2	5/27	7/30	57	4	8.2	44.6	42.7
KS3018	1600	---	---	89	58	---	---	5.2	5.0	5/24	7/29	54	4	6.2	46.4	43.2
Sitro	1573	---	---	88	26	---	---	6.9	3.1	5/26	7/30	60	15	10.7	47.1	44.5
KS3074	1481	---	---	83	53	---	---	6.3	6.0	5/25	7/30	60	7	7.1	48.4	43.1
DKW46-15	1435	---	---	80	28	---	---	3.7	1.9	5/25	7/29	57	5	7.8	49.9	42.6
Wichita	1406	---	---	79	35	---	---	5.2	3.1	5/27	7/29	56	43	7.5	48.4	41.0
KS4158	1389	---	---	78	35	---	---	6.5	4.0	5/28	7/30	58	7	7.4	45.6	42.2
Mean	1789	---	---	---	42	---	---	6.0	4.1	5/26	7/30	57	11	8.5	46.1	43
CV	16	---	---	---	58	---	---	27.7	44.5	---	---	8	137	22.6	7.0	2.1
LSD (0.05)	472	---	---	---	NS	---	---	NS	NS	---	---	NS	NS	3.2	5.3	1.9

Bold - Superior LSD Group - Unless two entries differ by more than the LSD, little confidence can be placed in one being superior to the other. Bloom is recorded as the date when 50% of plants have one or more open flowers. Maturity is recorded as the date after January 1 when 90% of plants have reached mature color.

Burton Johnson, North Dakota State University
 Planted: 9/12/07 at 8 lbs/a in 12-in. rows
 Harvested: 7/28/08
 Herbicides: None
 Insecticides: None
 Irrigation: None
 Previous Crop: Hard red spring wheat
 Soil Test: pH=6.4
 Fertilizer: 100-0-0-30 lbs N-P-K-S fertilizer in spring
 Soil Type: Beardon-Perella
 Elevation: 722 ft Latitude: 46°58'N
 Comments:

Prosper, North Dakota

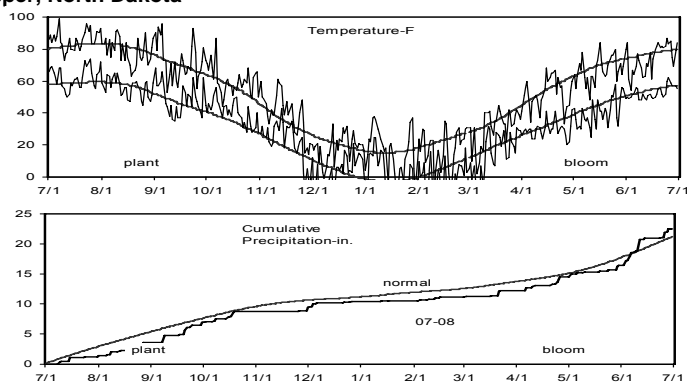


Table 34. Results from the 2008 National Winter Canola Variety Trial in Prosper, ND

Line	Yield (lbs/a)			Yield (% of test avg.)			Winter Survival (%)			Plant Height	Bloom	Lodging	Shatter	Oil
	2008	2007	2-Yr.	2008	2007	2-Yr.	2008	2007	2-Yr.	(in.)	(d)	(%)	(%)	(%)
Baldur	2239	---	---	93	---	---	---	---	---	47	---	---	---	---
Ceres	2404	---	---	100	---	---	---	---	---	46	---	---	---	---
DKW13-69	2160	---	---	90	---	---	---	---	---	49	---	---	---	---
Forza	2601	---	---	108	---	---	---	---	---	43	---	---	---	---
Kadore	2892	---	---	120	---	---	---	---	---	45	---	---	---	---
Kronos	2425	---	---	101	---	---	---	---	---	49	---	---	---	---
KS3018	2289	---	---	95	---	---	---	---	---	41	---	---	---	---
KS3074	2738	---	---	114	---	---	---	---	---	43	---	---	---	---
KS3077	1786	---	---	74	---	---	---	---	---	43	---	---	---	---
KS3132	2553	---	---	106	---	---	---	---	---	47	---	---	---	---
KS3254	2259	---	---	94	---	---	---	---	---	46	---	---	---	---
KS3302	2438	---	---	101	---	---	---	---	---	41	---	---	---	---
KS4022	2653	---	---	110	---	---	---	---	---	44	---	---	---	---
KS4085	2595	---	---	108	---	---	---	---	---	49	---	---	---	---
KS4158	2770	---	---	115	---	---	---	---	---	48	---	---	---	---
KS9135	2710	---	---	112	---	---	---	---	---	48	---	---	---	---
Plainsman	1193	---	---	49	---	---	---	---	---	52	---	---	---	---
Sitro	2686	---	---	111	---	---	---	---	---	44	---	---	---	---
Virginia	2336	---	---	97	---	---	---	---	---	43	---	---	---	---
Wichita	2483	---	---	103	---	---	---	---	---	43	---	---	---	---
Mean	2410	---	---	---	---	---	---	---	---	46	---	---	---	---
CV	16	---	---	---	---	---	---	---	---	6	---	---	---	---
LSD (0.05)	655	---	---	---	---	---	---	---	---	5	---	---	---	---

Bold - Superior LSD Group - Unless two entries differ by more than the LSD, little confidence can be placed in one being superior to the other.

Othello, Washington

Scot Hulbert, Washington State University
 Planted: 9/10/2007 at 5 lbs/a
 Harvested: 7/22/2008
 Herbicides: Treflan 1 qt/a
 Insecticides: None
 Irrigation: Yes
 Previous Crop: Barley
 Soil Test: NA
 Fertilizer: 125-30-50-20-2 lbs N-P-K-S-B fertilizer in fall
 Soil Type: Othello silt loam
 Elevation: 1099 ft Latitude: 46°84'N
 Comments:

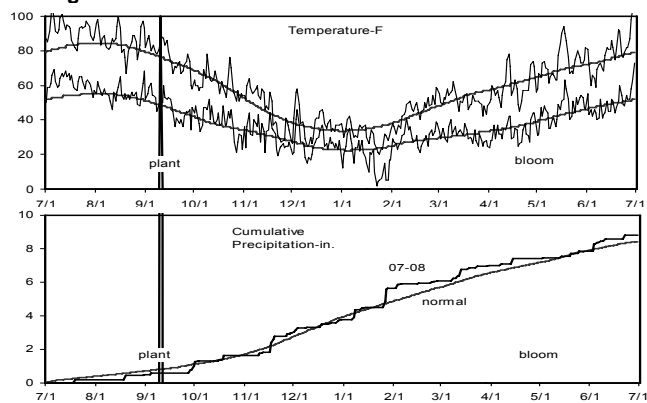


Table 35. Results from the 2008 National Winter Canola Variety Trial at Othello, WA

Name	Yield (lbs/a)			Yield (% of test avg.)				Test				
	2008	2007	2-Yr.	2008	2008	2007	2-Yr.	Yield (bu/a)	Fall Stand	Weight	Lodging	Oil
									(0-10)	(lbs/bu)	(%)	(%)
HyClass 154W	5201	---	---	130	---	---	---	104	---	---	---	42.9
Hybrisurf	5172	---	---	130	---	---	---	103	---	---	---	43.9
Safran	5128	---	---	129	---	---	---	103	---	---	---	42.9
CWH116	4853	---	---	122	---	---	---	97	---	---	---	43.0
CWH111	4756	---	---	119	---	---	---	95	---	---	---	42.5
Sitro	4732	---	---	119	---	---	---	95	---	---	---	44.0
Hybristar	4707	---	---	118	---	---	---	94	---	---	---	43.3
Dimension	4672	---	---	117	---	---	---	93	---	---	---	45.0
Hornet	4663	---	---	117	---	---	---	93	---	---	---	43.1
Kadore	4653	---	---	117	---	---	---	93	---	---	---	42.8
KS9135	4630	---	---	116	---	---	---	93	---	---	---	40.2
Satori	4598	---	---	115	---	---	---	92	---	---	---	42.5
NPZ0791RR	4501	---	---	113	---	---	---	90	---	---	---	44.5
Virginia	4439	---	---	111	---	---	---	89	---	---	---	42.1
Hybrigold	4432	---	---	111	---	---	---	89	---	---	---	42.3
DKW46-15	4430	---	---	111	---	---	---	89	---	---	---	43.6
DKW45-10	4409	---	---	111	---	---	---	88	---	---	---	40.5
Forza	4395	---	---	110	---	---	---	88	---	---	---	42.6
Ceres	4395	---	---	110	---	---	---	88	---	---	---	42.5
Abilene	4387	---	---	110	---	---	---	88	---	---	---	41.1
ARC2180-1	4348	---	---	109	---	---	---	87	---	---	---	42.6
KS3132	4326	---	---	108	---	---	---	87	---	---	---	41.4
KS4085	4320	---	---	108	---	---	---	86	---	---	---	42.5
Baldur	4308	---	---	108	---	---	---	86	---	---	---	43.5
Athena	4264	---	---	107	---	---	---	85	---	---	---	---
Wichita	4240	---	---	106	---	---	---	85	---	---	---	42.0
Rally	4229	---	---	106	---	---	---	85	---	---	---	43.2
CWH633	4213	---	---	106	---	---	---	84	---	---	---	43.9
DKW41-10	4207	---	---	106	---	---	---	84	---	---	---	42.9
ARC97018	4202	---	---	105	---	---	---	84	---	---	---	42.6
ARC98007	4171	---	---	105	---	---	---	83	---	---	---	42.3
HyClass 110W	4154	---	---	104	---	---	---	83	---	---	---	42.4
CWH095	4080	---	---	102	---	---	---	82	---	---	---	41.9
DKW47-15	4063	---	---	102	---	---	---	81	---	---	---	42.6
DKW13-69	4060	---	---	102	---	---	---	81	---	---	---	41.6
KS4158	4036	---	---	101	---	---	---	81	---	---	---	42.1
Navaho	4034	---	---	101	---	---	---	81	---	---	---	---
Taurus	3991	---	---	100	---	---	---	80	---	---	---	43.9
06.UIWC.1	3981	---	---	100	---	---	---	80	---	---	---	---
KS3077	3956	---	---	99	---	---	---	79	---	---	---	41.9
DSV07100	3943	---	---	99	---	---	---	79	---	---	---	43.1
ARC98015	3940	---	---	99	---	---	---	79	---	---	---	43.4
Kronos	3902	---	---	98	---	---	---	78	---	---	---	40.7

Table 35. Results from the 2008 National Winter Canola Variety Trial at Othello, WA

Name	Yield (lbs/a)			Yield (% of test avg.)			Winter Survival (%)			Yield (bu/a)			Test		
	2008	2007	2-Yr.	2008	2008	2007	2-Yr.	2008	Fall Stand (0-10)	Weight (lbs/bu)	Lodging (%)	Oil (%)			
06.UIWC.5	3898	---	---	98	---	---	---	78	---	---	---	---			
Mohican	3890	---	---	98	---	---	---	78	---	---	---	---			
CWH081	3877	---	---	97	---	---	---	78	---	---	---	41.8			
KS7436	3877	---	---	97	---	---	---	78	---	---	---	42.2			
KS3022	3874	---	---	97	---	---	---	77	---	---	---	42.4			
HyClass 115W	3829	---	---	96	---	---	---	77	---	---	---	42.2			
ARC97019	3801	---	---	95	---	---	---	76	---	---	---	41.6			
06.UIWH5.1	3764	---	---	94	---	---	---	75	---	---	---	---			
Visby	3754	---	---	94	---	---	---	75	---	---	---	42.4			
KS4022	3738	---	---	94	---	---	---	75	---	---	---	40.7			
KS3018	3687	---	---	92	---	---	---	74	---	---	---	41.2			
KS3254	3672	---	---	92	---	---	---	73	---	---	---	41.0			
Falstaf	3567	---	---	89	---	---	---	71	---	---	---	---			
Sumner	3545	---	---	89	---	---	---	71	---	---	---	42.5			
KS3074	3529	---	---	89	---	---	---	71	---	---	---	41.7			
06UIWH.5.2	3511	---	---	88	---	---	---	70	---	---	---	---			
Flash	3439	---	---	86	---	---	---	69	---	---	---	43.3			
Rapier	3413	---	---	86	---	---	---	68	---	---	---	---			
Erica	3388	---	---	85	---	---	---	68	---	---	---	---			
Casino	2925	---	---	73	---	---	---	58	---	---	---	---			
Gospel	2732	---	---	69	---	---	---	55	---	---	---	---			
Salute	1547	---	---	39	---	---	---	31	---	---	---	---			
Jetton	1399	---	---	35	---	---	---	28	---	---	---	37.3			
Plainsman	1248	---	---	31	---	---	---	25	---	---	---	36.4			
Mean	3988	---	---	---	---	---	---	80	---	---	---	42.2			
CV	14	---	---	---	---	---	---	14	---	---	---	2.1			
LSD (0.05)	871	---	---	---	---	---	---	17	---	---	---	1.8			

Bold - Superior LSD Group - Unless two entries differ by more than the LSD, little confidence can be placed on one being superior to the other.

Lingle, Wyoming

Jerry Nachtman, University of Wyoming
 Planted: 8/28/2007 at 6 lbs/a
 Harvested:
 Herbicides: Trifluralin 1 qt/a
 Insecticides: None
 Irrigation: Yes
 Previous Crop: Winter wheat
 Soil Test: NA
 Fertilizer: NA
 Soil Type: Harverson silt loam
 Elevation: 4180 ft Latitude: 42°07'N
 Comments:

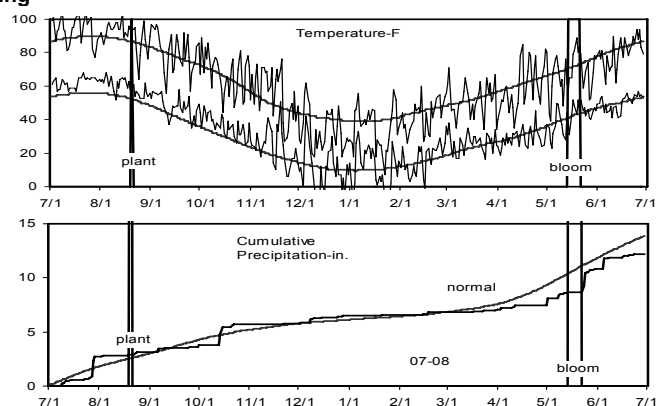


Table 36. Results for the 2008 National Winter Canola Variety Trial at Lingle, WY

Name	Yield (lbs/a)			Yield (% of test avg.)			Winter Survival (%)		Fall Stand	Bloom	Plant Height	Moisture	Test Weight	Oil
	2008	2007	2-Yr.	2008	2008	2007	2-Yr.	(0-10)	(May)	(in.)	(%)	(lbs/bu)	(%)	
Kadore	2917	---	---	133	95	---	---	9.5	17	34	8.8	50.0	39.9	
Kronos	2835	---	---	129	86	---	---	9.3	15	38	9.4	47.1	39.0	
CWH116	2685	---	---	122	93	---	---	9.2	16	37	10.0	45.4	43.4	
CWH081	2622	---	---	119	98	---	---	9.0	14	34	8.4	49.6	39.9	
CWH111	2578	---	---	117	90	---	---	10.0	17	35	11.5	45.5	40.6	
Hornet	2550	---	---	116	92	---	---	9.3	15	37	9.7	47.9	40.2	
CWH095	2535	---	---	115	96	---	---	8.5	14	35	8.1	47.4	40.5	
KS4085	2534	---	---	115	97	---	---	9.5	15	40	9.5	48.0	40.8	
KS3018	2523	---	---	115	95	---	---	8.5	14	39	8.9	46.6	38.5	
KS9135	2506	---	---	114	96	---	---	9.7	14	40	9.1	46.9	40.5	
Abilene	2496	---	---	113	94	---	---	9.5	18	37	10.1	46.3	39.3	
KS3074	2479	---	---	113	95	---	---	9.8	17	37	8.8	47.9	39.8	
CWH633	2424	---	---	110	96	---	---	9.0	14	36	8.8	48.0	39.3	
Hybristar	2417	---	---	110	91	---	---	9.7	16	34	8.4	45.6	39.8	
Sitro	2392	---	---	109	92	---	---	9.5	16	34	8.3	47.2	40.4	
Safran	2374	---	---	108	87	---	---	9.0	16	36	9.1	46.7	39.7	
DKW47-15	2367	---	---	108	94	---	---	8.8	14	37	8.6	46.3	41.0	
KS4158	2348	---	---	107	93	---	---	9.3	14	37	8.5	46.6	40.7	
Visby	2343	---	---	106	96	---	---	9.3	12	33	7.6	47.5	41.0	
ARC97019	2328	---	---	106	85	---	---	9.3	19	40	11.5	46.3	38.3	
ARC98007	2325	---	---	106	87	---	---	9.5	18	44	10.2	46.3	39.3	
NPZ0791RR	2312	---	---	105	96	---	---	9.7	16	36	9.5	47.5	40.3	
Baldur	2308	---	---	105	92	---	---	9.5	12	31	9.0	46.5	40.0	
KS3132	2263	---	---	103	95	---	---	9.5	16	36	8.8	45.5	40.9	
DKW41-10	2250	---	---	102	97	---	---	8.5	16	37	10.2	45.6	40.2	
Ceres	2219	---	---	101	94	---	---	9.2	16	35	8.5	48.2	40.0	
HyClass 154W	2219	---	---	101	89	---	---	9.3	17	37	10.1	46.2	41.0	
DKW45-10	2219	---	---	101	94	---	---	9.5	14	33	9.0	47.6	38.6	
Hybrisurf	2210	---	---	100	82	---	---	9.8	16	39	8.8	46.2	42.9	
HyClass 110W	2199	---	---	100	86	---	---	9.5	16	34	11.2	44.9	38.9	
Rally	2195	---	---	100	90	---	---	9.5	17	38	9.7	45.7	40.2	
KS3254	2178	---	---	99	96	---	---	9.2	16	37	10.4	45.6	41.0	
HyClass 115W	2178	---	---	99	95	---	---	8.3	12	32	8.1	45.8	38.3	
Taurus	2176	---	---	99	93	---	---	9.5	13	36	8.7	47.6	40.1	
KS4022	2175	---	---	99	96	---	---	9.3	15	37	8.5	46.0	41.5	
KS3302	2145	---	---	97	97	---	---	9.3	15	33	9.0	47.4	39.7	
ARC98015	2114	---	---	96	92	---	---	9.2	16	38	9.0	47.3	40.2	
ARC97018	2099	---	---	95	95	---	---	9.3	15	35	8.7	46.6	40.0	
KS3077	2059	---	---	94	95	---	---	9.5	16	37	9.5	46.4	39.5	
KS7436	2057	---	---	93	93	---	---	9.3	15	36	8.6	46.7	41.4	
DSV07100	2045	---	---	93	90	---	---	9.8	16	38	10.1	47.5	42.4	
Hybrigold	2037	---	---	93	82	---	---	9.3	20	36	9.1	44.8	37.8	
ARC2180-1	1904	---	---	87	94	---	---	9.3	15	37	8.4	44.0	40.1	

Table 36. Results for the 2008 National Winter Canola Variety Trial at Lingle, WY

Name	Yield (lbs/a)			Yield (% of test avg.)			Winter Survival (%)		Fall Stand	Bloom	Plant Height	Moisture	Test Weight	Oil
	2008	2007	2-Yr.	2008	2008	2007	2-Yr.	(0-10)	(May)	(in.)	(%)	(lbs/bu)	(%)	
Sumner	1857	---	---	84	90	---	---	8.0	13	35	8.9	46.3	39.6	
Forza	1836	---	---	83	88	---	---	9.3	17	32	8.7	43.0	38.2	
Plainsman	1823	---	---	83	88	---	---	6.5	22	41	9.2	45.5	37.9	
DKW46-15	1815	---	---	82	93	---	---	9.0	15	32	7.1	46.3	39.8	
Satori	1798	---	---	82	83	---	---	9.3	17	35	9.8	44.5	39.5	
Virginia	1736	---	---	79	96	---	---	9.3	16	28	7.9	43.4	37.1	
Dimension	1722	---	---	78	87	---	---	9.5	17	38	9.0	44.6	42.4	
Wichita	1719	---	---	78	96	---	---	9.0	16	33	8.8	43.2	39.4	
DKW13-69	1692	---	---	77	92	---	---	9.5	16	34	8.9	45.3	39.2	
Flash	1668	---	---	76	82	---	---	10.0	19	40	9.6	40.6	40.9	
Jetton	1002	---	---	46	78	---	---	5.0	24	43	8.7	44.4	37.8	
Mean	2200	---	---	---	92	---	---	9.2	16	36	9.1	46.3	40.0	
CV	14	---	---	---	6	---	---	6.6	12	9	17.1	4.1	3.5	
LSD (0.05)	502	---	---	---	9	---	---	0.9	3	5	2.5	3.1	2.8	

Bold - Superior LSD Group - Unless two entries differ by more than the LSD, little confidence can be placed on one being superior to the other. Bloom is recorded as the date in May when 50% of plants have one or more open flowers.

Torrington, Wyoming

Charlie Rife, Blue Sun Biodiesel
 Planted: 8/20/2007 at 5 lbs/a
 Harvested: 7/26/2008
 Herbicides: Trifluralin 1.25 pt/a
 Insecticides: None
 Irrigation: Yes
 Previous Crop: Alfalfa
 Soil Test: NA
 Fertilizer: 30-40-40-30 lbs N-P-K-S fertilizer in fall
 50-0-0 lbs N-P-K fertilizer in spring
 Soil Type: Dunday and Dwyer loamy fine sands
 Elevation: 4205 ft Latitude: 42°03'N
 Comments:

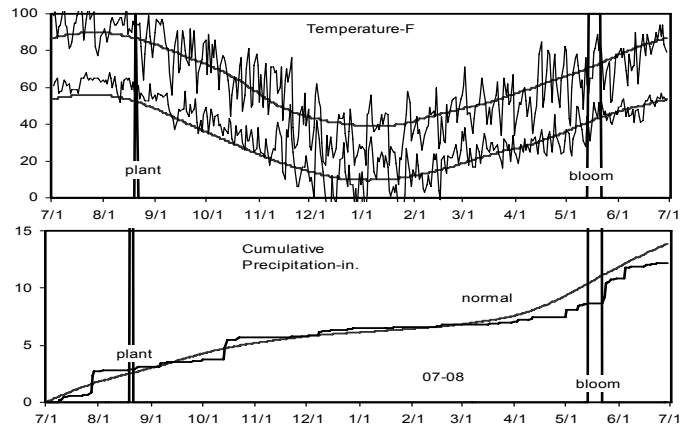


Table 37. Results from the 2008 National Canola Variety Trial at Torrington, WY

Name	Yield (lbs/a)			Yield (% of test avg.)			Winter Survival (%)		Fall Stand (%)	50% Bloom (d)	Plant Maturity (1-10)	Plant Height (in.)	Shatter (%)	Moisture (%)	Oil (%)
	2008	2007	2-Yr.	2008	2008	2007	2-Yr.	(%)	(d)	(1-10)	(in.)	(%)	(%)	(%)	
CWH095	3926	---	---	143	93	---	---	93	135	6.0	39	2.0	9.7	41.3	
Kadore	3847	1702	2775	140	87	93	90	98	137	5.3	38	1.3	9.0	41.6	
CWH081	3680	---	---	134	93	---	---	97	135	6.0	40	1.3	10.3	41.6	
KS4158	3558	---	---	129	88	---	---	98	135	3.7	39	1.7	7.5	42.7	
KS4022	3471	1400	2436	126	95	98	97	95	134	5.0	40	1.0	11.2	41.4	
KS3254	3420	---	---	124	85	---	---	93	137	4.7	43	2.7	9.9	40.5	
KS4085	3396	1528	2462	123	95	93	94	93	135	4.7	44	3.0	9.6	41.4	
Baldur	3381	1232	2306	123	77	88	82	97	136	5.3	42	1.3	10.2	41.6	
Visby	3368	---	---	122	82	---	---	92	136	5.7	39	2.0	8.9	41.4	
Kronos	3351	925	2138	122	72	85	78	97	138	6.3	44	1.7	11.7	39.9	
KS3018	3328	1635	2482	121	95	97	96	97	134	2.7	41	1.7	8.9	41.4	
BSX-567	3324	---	---	121	97	---	---	100	134	3.3	39	1.0	8.3	40.3	
KS3302	3298	---	---	120	93	---	---	98	134	4.0	39	3.3	9.5	41.1	
KS3074	3284	---	---	119	88	---	---	98	136	3.7	41	2.7	8.9	41.3	
KS3132	3237	---	---	118	87	---	---	95	135	3.3	43	3.0	9.1	41.5	
Safran	3235	---	---	118	70	---	---	95	137	5.0	41	1.0	10.2	41.3	
KS3077	3200	---	---	116	83	---	---	100	137	4.0	43	2.3	9.8	40.4	
CWH116	3157	---	---	115	82	---	---	95	136	5.7	39	1.7	9.6	43.4	
Wichita	3111	904	2008	113	90	95	93	93	136	3.0	40	3.0	9.0	40.5	
Abilene	3068	980	2024	112	82	83	82	90	136	3.7	41	2.7	9.2	40.3	
Taurus	3025	1484	2255	110	83	95	89	97	135	5.7	39	3.7	10.4	42.3	
Hornet	2993	---	---	109	80	---	---	95	136	6.0	40	0.7	10.8	42.8	
ARC97019	2969	---	---	108	72	---	---	100	138	4.7	41	2.3	10.7	41.2	
BSX-501	2908	---	---	106	88	---	---	93	138	4.0	39	1.7	9.9	39.2	
Ceres	2722	1151	1936	99	48	73	61	100	139	5.7	41	2.0	9.8	40.7	
Sitro	2639	---	---	96	65	---	---	95	137	7.0	41	1.0	12.2	41.4	
ARC98007	2612	---	---	95	62	---	---	98	139	5.7	42	2.0	11.4	40.9	
Sumner	2581	1049	1815	94	88	87	88	87	135	2.0	37	3.7	9.1	40.2	
ARC98015	2578	---	---	94	83	---	---	83	138	5.3	42	2.3	9.9	41.3	
Hybrisurf	2528	---	---	92	47	---	---	98	136	6.0	42	2.7	11.4	42.8	
Rally	2458	---	---	89	53	---	---	95	139	6.7	43	1.0	12.7	42.2	
ARC97018	2409	---	---	88	62	---	---	95	139	5.3	36	2.7	12.2	40.0	
DSV07100	2383	---	---	87	60	---	---	93	141	7.0	43	4.3	12.9	42.3	
KS9135	2382	1403	1892	87	90	90	90	95	134	1.7	37	2.7	9.1	40.1	
Forza	2371	---	---	86	67	---	---	95	139	6.7	37	2.3	11.2	40.3	
Satori	2345	755	1550	85	58	73	66	90	137	5.7	36	4.3	10.2	41.6	
Hybistar	2230	---	---	81	33	---	---	97	139	7.0	41	3.0	12.8	41.0	
ARC2180-1	2157	---	---	78	40	---	---	97	139	6.7	41	4.3	12.9	39.8	
Dimension	1818	---	---	66	27	---	---	97	139	7.7	43	1.3	14.7	41.9	
Virginia	1809	1476	1643	66	30	93	62	100	141	7.0	38	2.0	13.5	39.4	
Hybrigold	1723	831	1277	63	38	72	55	92	139	7.3	41	1.7	13.2	39.1	
CWH111	1675	---	---	61	52	---	---	100	140	7.3	35	0.0	14.6	38.4	

Table 37. Results from the 2008 National Canola Variety Trial at Torrington, WY

Name	Yield (lbs/a)			Yield (% of test avg.)			Winter Survival (%)		Fall Stand	50% Bloom	Maturity	Plant Height	Shatter	Moisture	Oil
	2008	2007	2-Yr.	2008	2008	2007	2-Yr.	(%)	(d)	(1-10)	(in.)	(%)	(%)	(%)	
Flash	1343	---	---	49	37	---	---	98	141	8.0	43	0.7	14.6	39.9	
Jetton	952	1127	1040	35	77	88	82	50	141	7.3	41	0.7	12.3	38.8	
Plainsman	540	821	681	20	63	88	76	37	141	6.7	44	0.7	12.0	38.3	
Mean	2751	---	---	---	72	---	---	93	137	5.4	40	2.1	10.8	40.9	
CV	11	---	---	---	16	---	---	8	1	16.5	4	46.9	12.7	1.7	
LSD (0.05)	509	---	---	---	19	---	---	11	2	1.4	2	1.6	2.2	1.4	

Bold - Superior LSD Group - Unless two entries differ by more than the LSD, little confidence can be placed on one being superior to the other. Bloom is recorded as the date after January 1 when 50% of plants have one or more open flowers. Maturity is recorded on a scale of 1=not mature to 10=fully mature.

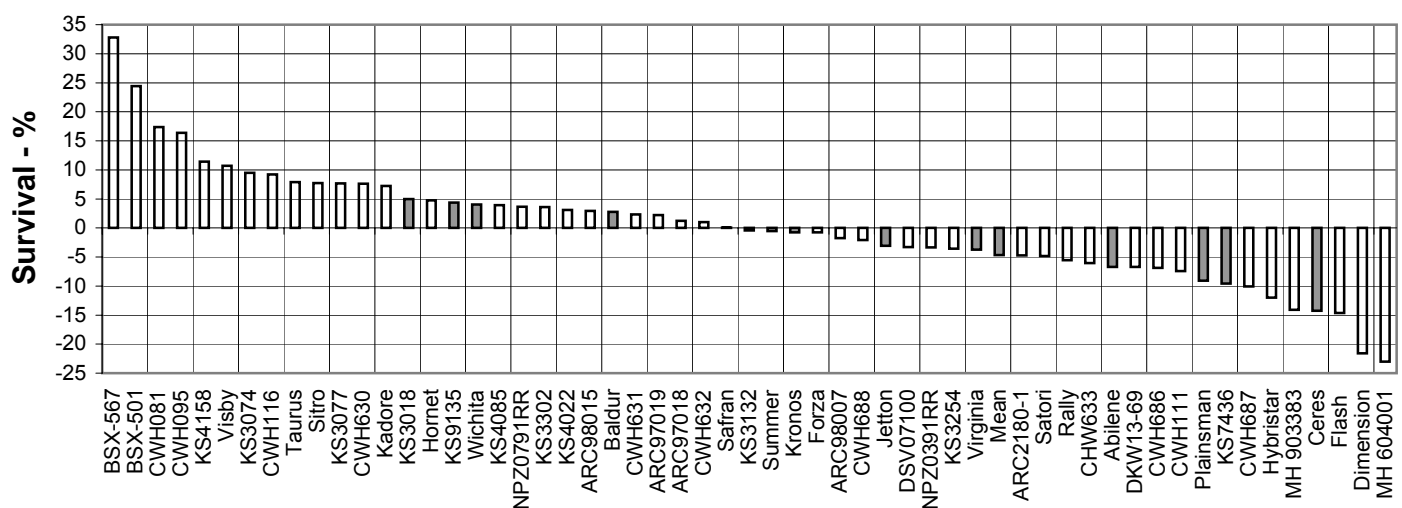
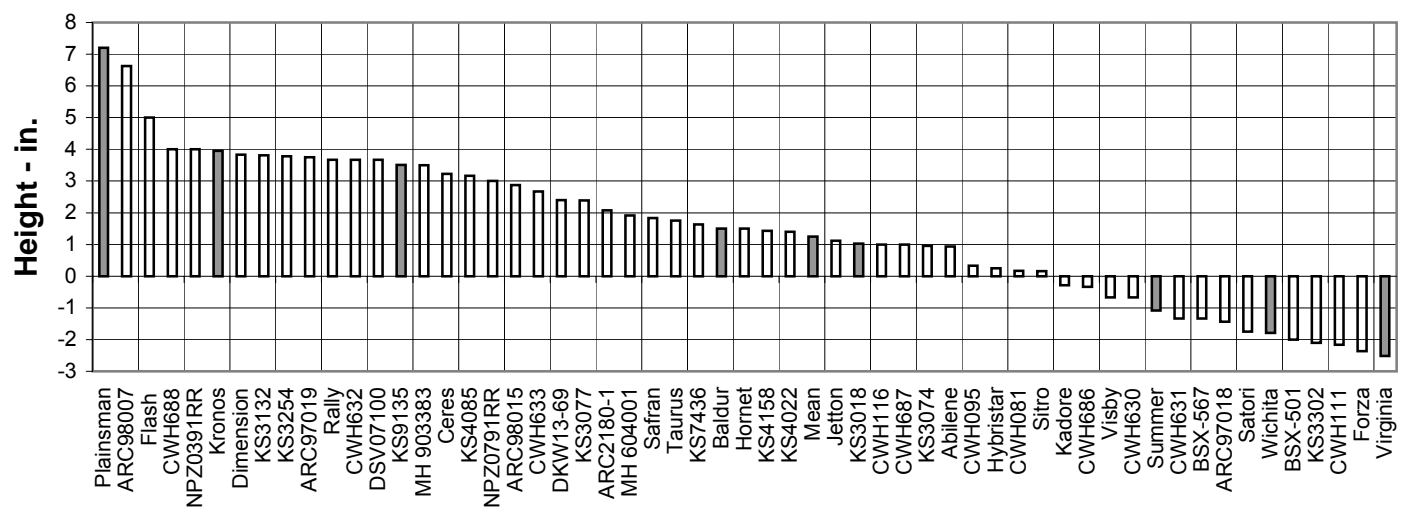
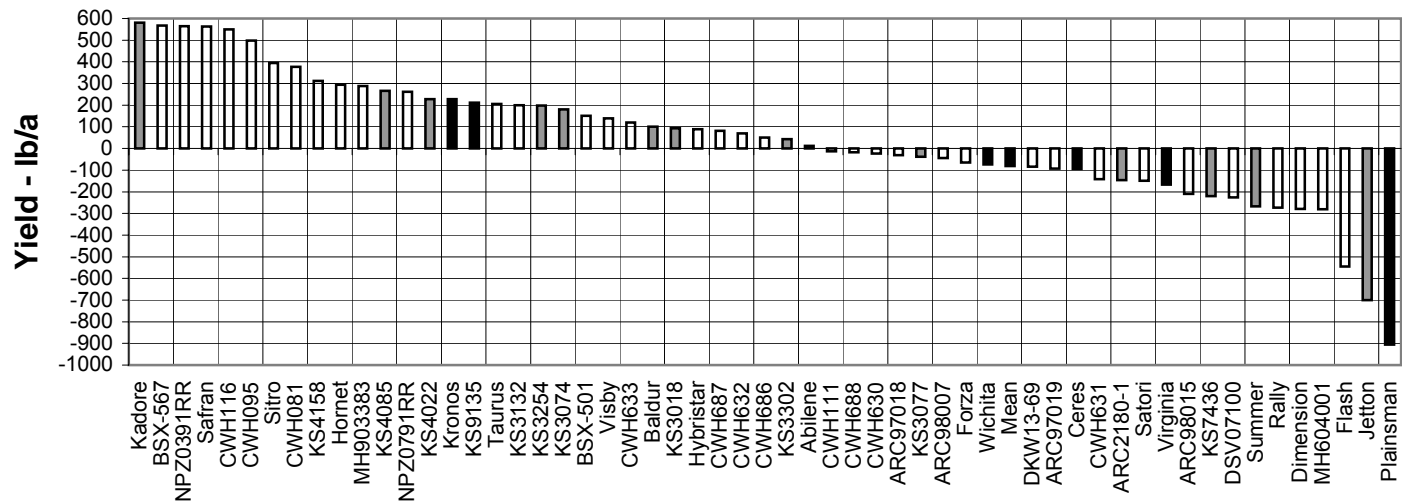
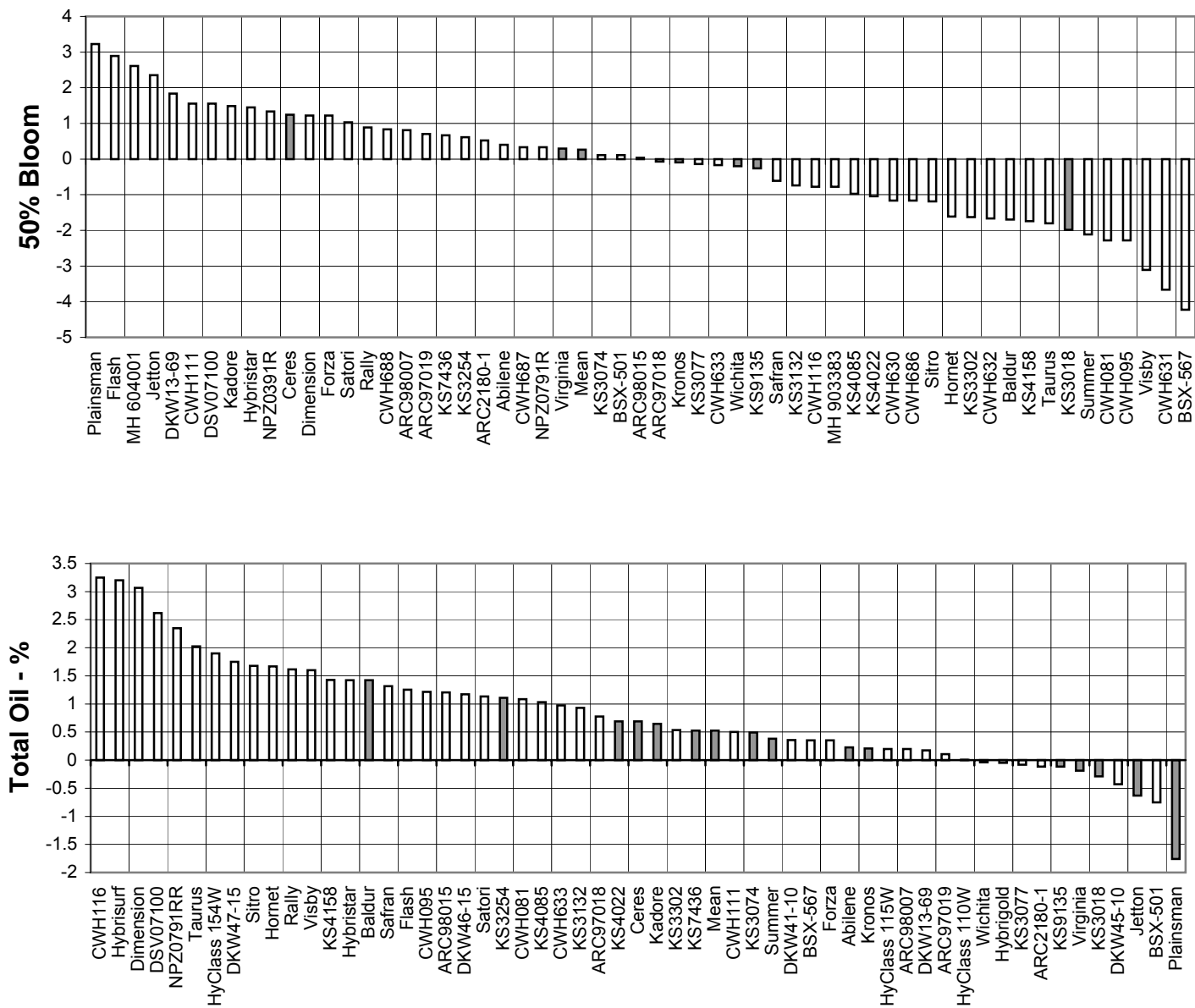


Figure 4. Northern Winter Canola Summary, 2004-2008.



Note: Values are averages of the differences between each cultivar and the mean of Kronos, Virginia, and Wichita for yield (lbs/a), winter survival (%), plant height (in.), 50% bloom date (days), and total oil content (%). The number of observations for each trait is represented by the different colored bars (as shown at right).




Figure 4. Northern Winter Canola Summary, 2004-2008 (continued).

Table 38. Field Ratings for Resistance to Phoma Blackleg, 2007-2008

National Winter Canola Variety Trial -- Plains, GA

Variety	Blackleg ¹			Variety	Blackleg ¹		
	2008	2007	Average		2008	2007	Average
----% diseased----				----% diseased----			
45D03	33	---	---	Hybristar	27	0	14
46W14	27	---	---	HyClass107W	73	---	---
46W99	37	---	---	Jetton	70	3	37
Abilene	47	0	24	KS CH586	10	---	---
ARC2180-1	30	0	15	KS3018	43	3	23
ARC97018	30	0	15	KS3074	20	0	10
ARC97019	27	2	15	KS3077	27	0	14
ARC98007	37	0	19	KS3132	27	0	14
ARC98015	37	3	20	KS3254	13	0	7
Baldur	40	0	20	KS3302	20	0	10
BSX-501	43	---	---	KS4022	33	0	17
BSX-567	67	---	---	KS4085	23	3	13
Ceres	40	0	20	KS4158	20	---	---
CWH081	23	---	---	KS7436	27	7	17
CWH095	43	---	---	KS9135	23	2	13
CWH111	40	---	---	Kadore	20	2	11
CWH116	20	---	---	Kronos	43	0	22
DKW46-15	53	---	---	Hybrigold	30	0	15
HyClass 115W	20	---	---	Hybrisurf	47	---	---
DKW47-15	40	---	---	HyClass 154W	13	2	8
CWH633	33	---	---	NPZ0791RR	27	---	---
DKW45-10	37	---	---	Oscar*	83	7	45
HyClass 110W	27	---	---	P99.603.1	40	---	---
DKW41-10	27	---	---	P99.603.5	37	---	---
Cyclone2	90	57	74	P99.603.8	20	---	---
DKW13-69	37	---	---	Plainsman	30	0	15
DSV07100	30	---	---	Rally	40	0	20
Dimension	30	---	---	Satori	57	0	29
Safran	20	---	---	Sitro	37	0	19
Falcon*	33	0	17	Sumner	23	0	12
Flash	30	0	15	Taurus	27	0	14
Flint*	47	7	27	Virginia	47	18	33
Forza	17	---	---	Visby	53	---	---
Hornet	30	0	15	Westar*	90	53	72
Hearty	50	---	---	Wichita	30	2	16
				Average	36	3	20
				LSD at 10% Level	19	5	

* Included in test as a blackleg standard.

¹ Blackleg rated as total percentage of plants killed by blackleg or with severe basal stem canker.**Bolding** indicates entries with blackleg resistance ratings equal to the best rated entry within a column based on Fisher's protected LSD (P = 0.10).

NOTE: This nursery was located in the proximity of fields infected with Phoma blackleg the previous season. Disease severity was further increased by spreading infected stubble over the nursery shortly after planting.

Data collected by D. Spradlin, D. V. Phillips, and P. L. Raymer; The University of Georgia, College of Agricultural and Environmental Sciences, The Georgia Agricultural Experiment Stations; Research Report #716; October 2008. Used with permission.

Table 39. Seed Sources for Entries in the 2007-2008 National Winter Canola Variety Trial

Brand/Name	Type ¹	Trait ²	U.S. Market	Trans-genic	Sd Trt ³	Brand/Name	Type ¹	Trait ²	U.S. Market	Trans-genic	Sd Trt ³
DL Seeds Inc. Manitoba, Canada Kevin McCallum (kevin.mccallum@dlseeds.ca)						Pioneer Hi-Bred Cole Randol (cole.randol@pioneer.com)					
Dimension	Hyb	---	Yes	No	H	46W14	Hyb	---	No	No	H
DSV07100	Hyb	---	No	No	H	46W99	Hyb	RR	No	Yes	H
Flash	Hyb	---	Yes	No	H	45D03	Hyb	SD	No	No	H
Hornet	Hyb	---	Yes	No	H	University of Arkansas Department of Crop, Soil, & Environmental Science Fayetteville, AR 72701 Dr. Robert Bacon (rbacon@uark.edu)					
Rally	Hyb	---	Yes	No	H	ARC2180-1	OP	---	No	No	H
Safran	Hyb	---	Yes	No	H	ARC98007	OP	---	No	No	H
Sitro	Hyb	---	Yes	No	H	ARC98015	OP	---	No	No	H
Norddeutsche Pflanzenzucht (NPZ) Martin Frauen (m.frauen@npz.de)						ARC97018	OP	---	No	No	H
Baldur	Hyb	---	Yes	No	H	ARC97019	OP	---	No	No	H
Ceres	OP	---	No	No	H	Winfield Solutions / Croplan Genetics 132 Arabian Path, St. Peters, MO 63376 Jay Bjerke, Canola Product Manager (jmbjerke@landolakes.com)					
Jetton	OP	---	No	No	H	HyClass 107W	OP	RR	Yes	Yes	P
Kronos	Hyb	---	Yes	No	H	HyClass 110W	OP	RR	Yes	Yes	P
NPZ0791RR	Hyb	RR	No	Yes	H	HyClass 115W	OP	RR/SURT	Yes	Yes	P
Taurus	Hyb	---	No	No	H	HyClass 154W	Hyb	RR	Yes	Yes	H
Visby	Hyb	---	No	No	H	Monsanto Company 800 N. Lindbergh Blvd. St. Louis, MO 63167 Robert Ihrig (robert.a.ihrig@monsanto.com)					
Kansas State University, Department of Agronomy 2004 Throckmorton Plant Sciences Center Manhattan, KS 66506-5501 Michael J. Stamm (mjstamm@ksu.edu)						CWH081	Hyb	---	No	No	P
Abilene	OP	---	Yes	No	H	CWH095	Hyb	---	No	No	P
KS3018	OP	---	No	No	H	CWH111	OP	---	No	No	P
KS3074	OP	---	No	No	H	CWH116	Hyb	---	No	No	P
KS3077	OP	---	No	No	H	CWH633	OP	RR/SURT	No	Yes	P
KS3132	OP	---	No	No	H	DKW13-69	OP	RR	Yes	Yes	P
KS3254	OP	---	No	No	H	DKW41-10	OP	RR	Yes	Yes	P
KS3302	OP	---	No	No	H	DKW45-10	OP	RR	Yes	Yes	P
KS4022	OP	---	No	No	H	DKW46-15	OP	RR/SURT	Yes	Yes	P
KS4085	OP	---	No	No	H	DKW47-15	OP	RR/SURT	Yes	Yes	P
KS4158	OP	---	No	No	H	Miles Enterprises, Owensboro, KY Brian Caldbeck, Innovative Product Manager (brical@milesnmore.com)					
KS7436	OP	---	No	No	H	Forza	OP	---	Yes	No	H
KS9135	OP	---	No	No	H	Hybrigold	Hyb	---	Yes	No	H
Plainsman	OP	---	Yes	No	H	Hybristar	Hyb	---	Yes	No	H
Sumner	OP	SU	Yes	No	H	Hybrisurf	Hyb	---	Yes	No	H
Wichita	OP	---	Yes	No	H	Kadore	OP	---	Yes	No	H
Blue Sun Biodiesel 14143 Denver West Parkway, Suite 100 Golden, CO 80401 Dr. Charlie Rife (charlie@gobluesun.com)						Satori	OP	---	Yes	No	H
BSX-501	---	---	IMI	No	H	¹ OP = open pollinated, Hyb = hybrid.					
BSX-567	---	---	No	No	H	² RR = glyphosate resistant, IMI = imidazolinone resistant, SD = semidwarf, SU = sulfonylurea carryover tolerant, SURT = sulfonylurea carryover tolerant					
Virginia State University Agricultural Experiment Station Petersburg, VA 23806 Dr. Harbans Bhardwaj (hbhardwj@vsu.edu)						³ Sd Trt = Seed treatment (H = Helix Xtra, P = Prosper FX)					
Virginia	OP	---	Yes	No	H						

Senior Authors

Michael Stamm, Department of Agronomy, Kansas State University, Manhattan,
& Oklahoma State University, Stillwater
Cynthia La Barge, Department of Agronomy, Kansas State University, Manhattan

Other Contributors

Robert Bacon & Jim Kelly, University of Arkansas, Fayetteville
Abdel Berrada & Mark Stack, Colorado State University, Yellow Jacket
Harbans Bhardwaj, Virginia State University, Petersburg
Brian Caldbeck & John Hagan, Miles Enterprises, Russellville, KY
Ernst Ceibert, Alabama A&M University, Meridianville
Ellsworth Christmas, Purdue University, Columbia City
Mark Claassen, Kansas State University Harvey County Experiment Field, Hesston
Don Day, John Gassett, & Gary Ware, University of Georgia, Griffin
Chad Godsey, Oklahoma State University, Stillwater
Johnathon Holman, Kansas State University Southwest Research-Extension Center, Garden City
Scot Hulbert, Washington State University, Pullman
Fred Iutzi & Winthrop Phippen, Western Illinois University, Macomb
Burton Johnson, North Dakota State University, Fargo
Jerry Johnson & Jean-Nicolas Enjalbert, Colorado State University, Ft. Collins
Rick Kochenower, Oklahoma State University, Goodwell
John Lamle, Johnston Seed Company, Enid, OK
Kevin Larson, Colorado State University, Walsh
Edwin Lentz, The Ohio State University, Tiffin
Chuck Mansfield, Vincennes University, Vincennes, IN
Jerry Moore & Josh Massey, Oklahoma State University, Perkins
Jerry Nachtman, University of Wyoming, Lingle
Mick O'Neill & Curtis Owen, New Mexico State University, Farmington
Alexander Pavlista & Eric Nielsen, University of Nebraska, Scottsbluff
Calvin Pearson, Colorado State University, Fruita
Charlie Rife, Blue Sun Biodiesel, Torrington, WY
Carl Sams & Dennis West, University of Tennessee, Knoxville
Michael Schmidt & Cathy Schmidt, Southern Illinois University, Carbondale
John Sij, Texas A&M University, Vernon
Louise Strang, Montana State University, Bozeman
Kim Tungate & Nicholas George, North Carolina State University, Raleigh
Rocky Thacker, Oklahoma State University, Tipton
Jim Valliant, Colorado State University, Rocky Ford

Copyright 2009 Kansas State University Agricultural Experiment Station and Cooperative Extension Service. These materials may be freely reproduced for educational purposes. All other rights reserved. In each case, give credit to the author(s), 2008 National Winter Canola Variety Trial, Kansas State University, April 2009. Contribution no. 09-250-S from the Kansas Agricultural Experiment Station.

Brand names appearing in this publication are for product identification purposes only. No endorsement is intended, nor is criticism implied of similar products not mentioned.

Publications from Kansas State University are available on the World Wide Web at:
www.ksre.ksu.edu

Kansas State University Agricultural Experiment Station and Cooperative Extension Service