

A CHARACTERIZATION OF ALCOHOL USE IN ACTIVE MILITARY PERSONNEL

FT. RILEY, KS

Valerie Dysart
MPH Graduate Student
Kansas State University

ACKNOWLEDGEMENTS

- ◎ Ltc. Paul Benne, MD, MPH, MC
 - and Public Health staff
- ◎ Cpt. Katrina Nguyen
 - and Veterinary Services staff
- ◎ Cpt. Shane Obanion
- ◎ Mr. Aaron Harrop
- ◎ Mr. Carl Carpenter

FIELD EXPERIENCE AND CAPSTONE

◎ Fort Riley Public Health Department

Summer 2011

- Environmental Health
- Hearing Program
- Industrial Hygiene
- Public Health Nursing
- Occupational Health
- Veterinary Services

RESEARCH PROJECT

Alcohol Use in Active Military Personnel

TERMS TO KNOW¹

- ◎ Binge Drinking- consuming 5 or more drinks (4 or more for women) on at least one occasion in the past 30 days.
- ◎ Heavy Drinking- consuming 5 or more drinks (4 or more for women) on the same occasion at least once a week in the past 30 days

*This differs from CDC definition

ALCOHOL USE, ALL MILITARY¹

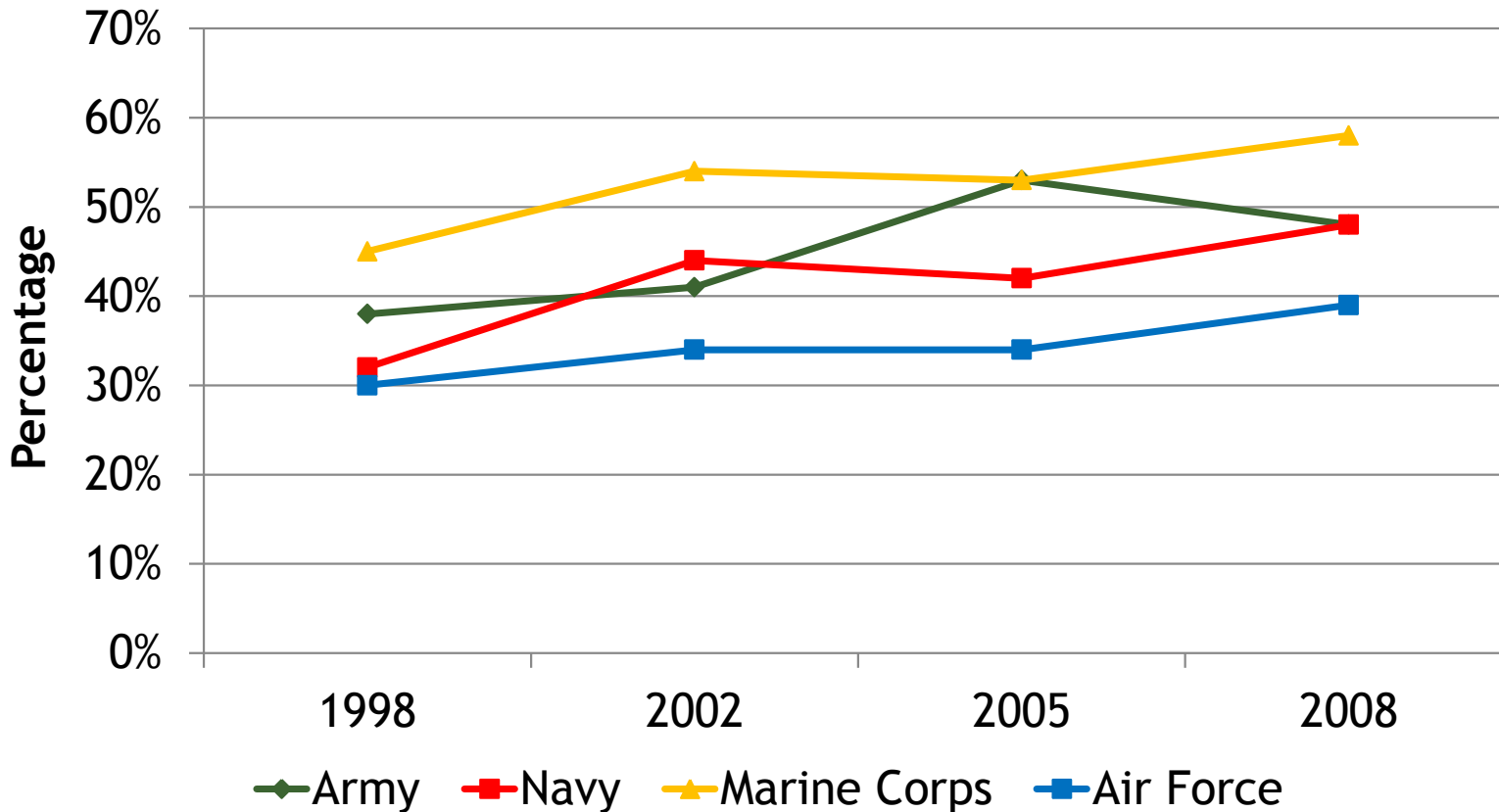
2008 DOD Survey of Health Related Behaviors Among Active Duty Military Personnel

Across all Services:

- 1 in 5 active duty personnel are classified as heavy alcohol users
- In 2008, 47% of military personnel classified as binge drinkers
- Rate of binge drinking increased from 35% to 47% from 1998 to 2008
- Heavy drinking in pay grades E1-E6 (23-25%) was twice as high as pay grades E7-E9 (13%)
- Heavy drinking among officer pay grades O1-O3 and O4-O10 was 11% and 5% respectively

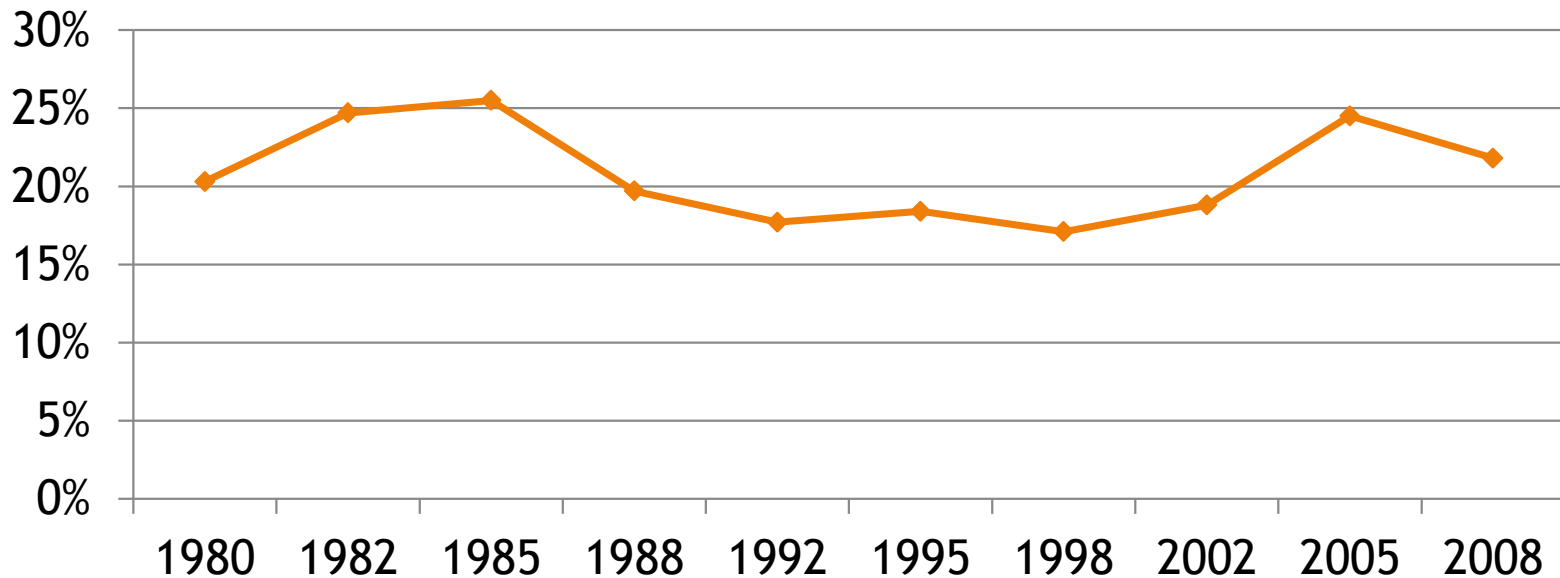
ALCOHOL USE, ALL MILITARY¹

Trends in Binge Drinking, by Service



ALCOHOL USE, ARMY¹

Heavy Alcohol Use in the Army



- The rate of heavy alcohol use reported during last 30 days increased from 1998 to 2005
- There was only a slight reduction from 2005 to 2008

ALCOHOL USE, MILITARY VS. CIVILIAN¹

- Military personnel aged 18-25 yr and 26-35 yr had significantly higher drinking rates than civilians in same age group.
 - 26% military vs. 16% civilian
 - 18% military vs. 11% civilian
- This trend actually reversed in older age groups:
 - 36-45yrs- 10% military vs. 8% civilian
 - 46-64yrs- 4% military vs. 9% civilian

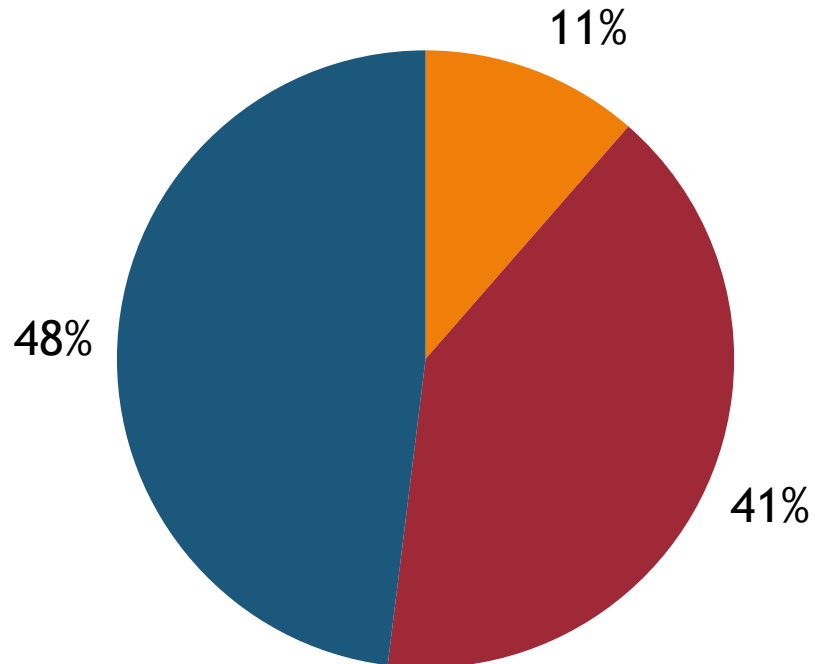
ALCOHOL SALES, FT. RILEY³

Total Alcohol Sales at AAFES Establishments



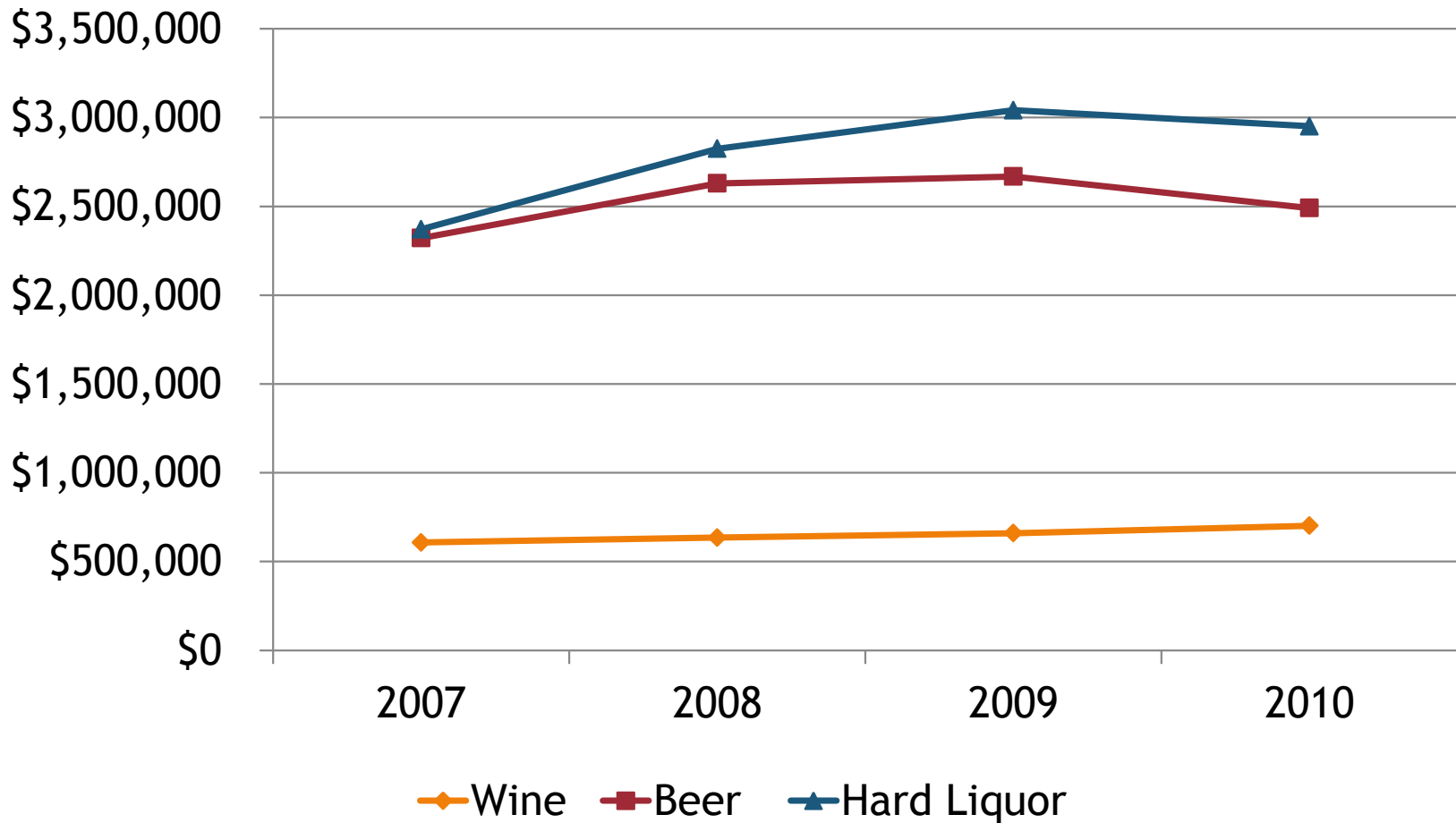
ALCOHOL SALES, FT. RILEY³

FY 2010 Total Alcohol Sales



■ Wine/Wine Coolers- \$701,408 ■ Beer- \$2,491,053 ■ Hard Liquor- \$2,951,511

ALCOHOL SALES, FT. RILEY 2007-2010³



AREA PRICE SURVEY

Alcohol Type	Fort Riley	Manhattan w/8.55% tax	Junction City w/9.55% tax	% increase to equal off post pricing
Beer (30 pack)				Manhattan/Junction City
Coors Light	\$19.69	\$23.76	\$22.69	20.7%/15.2%
Budweiser	\$19.69	\$23.39	\$22.69	18.8%/15.4%
Bud Light	\$19.69	\$23.39	\$22.69	18.8%/15.2%
Vodka (750ml bottle)				
Smirnoff	\$16.00	\$22.35	\$17.45	39.7%/9.1%
Skyy	\$17.95	\$20.78	\$20.55	15.8%/14.5%
Grey Goose	\$28.75	\$37.17	\$35.70	29.9%/24.2%

AREA PRICE SURVEY

Alcohol Type	Fort Riley	Manhattan w/ 8.55% tax	Junction City w/ 9.55% tax	% increase to equal off post pricing
Whiskey (750ml bottle)				Manhattan/Junction City
Jim Beam	\$11.30	\$18.44	\$16.97	63.2%/50.2%
Jack Daniels	\$22.35	\$26.86	\$28.47	20.2%/27.4%
Crown Royal	\$24.50	\$30.11	\$28.91	22.9%/18.0%
Rum (750ml bottle)				
Captain Morgan	\$14.30	\$24.58	\$21.57	71.9%/50.8%
Bacardi	\$14.00	\$17.68	\$16.86	26.3%/20.4%
Wine and Wine Coolers				
Wine	\$11.12	\$12.64	\$14.44	12.9%/29.8%
Smirnoff Ice	\$7.45	\$8.67	\$8.19	16.4%/9.9%
Mike's Hard Lemonade	\$8.00	\$8.67	\$8.86	8.4%/10.8%

MORE LOCAL COMPARISONS^{5,6,8}

◎ Fort Riley

- No sales tax
- At least one AAFES open 24 hr, can purchase any type of liquor
- There are 7 locations to buy alcohol on base

◎ Manhattan and Junction City

- Most stores open 9 am-11 pm, limited sales on Sunday

◎ State Law

- Liquor can be sold, for off premise consumption, Mon-Sat 9 am-11 pm, Sun 12-8 pm

CONSEQUENCES OF ALCOHOL USE⁹

- ◎ Irwin Army Community Hospital admissions (January- June 2011)
 - 40 active duty
 - 4 individuals admitted 2x
 - 12 admitted through emergency room
- ◎ Emergency Room Encounters (Jan-June 2011)
 - 56 incidents
 - 4 individuals seen more than 2 times

CURRENT CONTROLS^{1,2}

◎ Preventing Alcohol Abuse

- Unit Safety Briefings
- Leadership roles
 - “Across all services, personnel who believe that at least some of their supervisors use alcohol have higher rates of heavy alcohol use compared to those who believe their supervisors do not drink or do not know if their supervisors drink.”- DOD survey
- Breathalyzer during drug screenings
- DUI Monitoring and Reporting
 - DUI period free rewards

◎ After Drinking Occurs

- Riley Ride
- Battle Buddy program

RECOMMENDATIONS⁴

The Guide to Community Preventive Services recommends:

- ◎ **Increasing Alcohol Pricing/Taxing**
 - Based on strong evidence of effectiveness for reducing excessive alcohol consumption and related harms. Public health effects are expected to be proportional to the size of the tax increase.
- ◎ **Maintaining Limits on Days and Hours of Sales**
 - Removing restrictions on sale hours led to an increase in E.R. admissions, injuries, fighting and driving while intoxicated.
 - In New Mexico, a repeal of a state-wide allowance of Sunday sales was associated with relative declines in motor vehicle fatalities.
- ◎ **Regulation of Alcohol Outlet Density**
 - Use of licensing and zoning to limit alcohol outlet density
 - A positive association between outlet density and excessive alcohol consumption and related harms.

LOCAL CHALLENGE⁷

◎ Senate Bill 54-

- Jan 2011: introduced to Senate, referred to Committee on Federal and State Affairs
- Feb 2011: the committee reports a recommendation to pass the bill as amended
- May 2011: bill withdrawn and re-referred to the committee

◎ As amended, it would allow the Alcohol Beverage Control to issue a retail liquor license to any qualified applicant, including convenience and grocery stores

- This would open up the possibility for 24 hr/day sales

SUMMARY

- ◉ Despite increased leadership awareness and involvement in alcohol use prevention; consumption has increased, particularly in hard liquor.
- ◉ Active duty personnel have a 10% increase in drinking rate compared to their civilian counterparts (18-25 yr age group).
- ◉ There has been an increase in alcohol sales, especially in sales of hard liquor through 2009.
- ◉ Alcohol is more available on post and at a significant discount

REFERENCES

1. 2008 Department of Defense Survey of Health Related Behaviors Among Active Duty Military Personnel

<http://www.tricare.mil/2008HealthBehaviors.pdf>

2. Aaron Harrop, Army Substance Abuse Programs
3. Carlton E. Carpenter, Gen. Manager AAFES
4. Guide to Community Preventive Services

<http://www.thecommunityguide.org/alcohol/index.html>

REFERENCES

5. **Junction City Sales Tax**

<http://www.junctioncity-ks.gov/newsview.aspx?nid=78&id=0&catid=0>

6. **Kansas Department of Revenue, FAQ Employee Qualifications**

<http://www.ksrevenue.org/faqs-abcemployee.html>

7. **Kansas Legislature, SB 54**

http://www.kslegislature.org/li/b2011_12/year1/measures/sb54/

8. **Manhattan, KS Sales Tax Reports**

<http://www.ci.manhattan.ks.us/index.aspx?NID=1486>

9. **Cpt. Shane Obanion, IACH**