
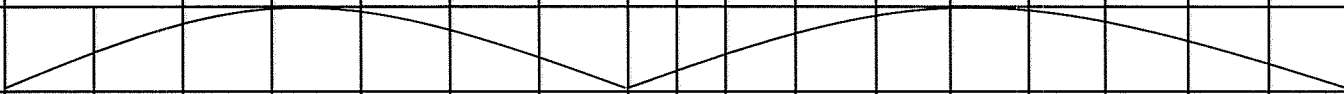


Measure #	1	2	3	4	5	6	7	8	9	10	11	12	13	14	15	16	17	18	19
Form	Introduction		Theme 1																
Phrase Structure																			
Tempo	Andantino																		
Dynamics	<i>pp</i>		Melody is <i>p</i>													<i>p</i> < >			
Meter/Rhythm	3/4 Time																		
Harmonic Motion	F Dorian throughout																		
Orchestration	WW Chord followed by Oboe and Tpt Solo--Oboe only is preferred by many						Thin layers in and out												
General Character	Soft and mysterious																		
Means for Expression			Solo Oboe must by melodic and musical- shape the phrase through the melodic line						Long notes need to follow shape of the melodic line										
Conducting Concerns	Clear prep is essential to proper start of note				Help guide the solo through this musical passage						entrance of accompaniment parts are actually very important for a fluid interpretation of this melody					Show Dynamic change			
Rehearsal Consideration	Accompaniment parts will need to work on ensemble entrances and releases					Intonation may be an issue-make sure to address sooner than later													

Composition _English Folk Song Suite_2_My Bonny Boy__

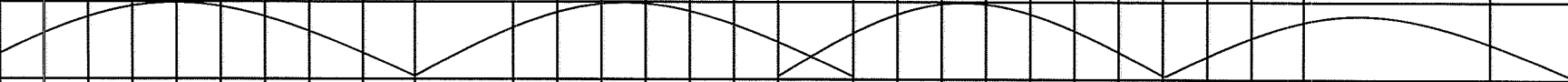


Composer __Ralph Vaughn Williams__

20	21	22	23	24	25	26	27	28	29	30	31	32	33	34	35	36	37	38	39	
Transition			Theme 1																	
			<i>mf</i>																	
			F Dorian																	
			Low Clarinets, Bassoon and Euph. Pick up melody																	
			Low Voices now need to shape the melody																	

40	41	42	43	44	45	46	47	48	49	50	51	52	53	54	55	56	57	58	59	60	61	62	63	64	65	66	67	68
Transition			Theme 2																									
			Poco Allegro (In one)																									
					<i>p</i>														<i>pp</i>									
			3/4 Time (In One)																									
Clarinet Solo			Piccolo and oboe have melody-- clarinets and horns as background chord layers																arpeggio s begin in	A.S., Oboe and Tpt 1 pickup melody								
			Dance (Scherzo) feel--must be light with a slightly heavier beat 1																									
			Change of feel needs to be reflected in performance																									
			Ensemble may need help finding new tempo. Make it clear																	Cue Tpt. 1/A.S. /Ob								
This transition can be rather tricky--watch that clarinet doesn't take too much liberty leading into tempo change																			Arpeggios in clarinets will need work									

Composition _English Folk Song Suite_2_My Bonny Boy__

Composer __Ralph Vaughn Williams__

69	70	71	72	73	74	75	76	77	78	79	80	81	82	83	84	85	86	87	88	89	90	91	92	93	94	95	96	97						
									Theme 1																									
																																		
									Rit.	Tempo 1																								
									<i>pp</i>	<i>pp</i>																<i>pp</i>								
									3/4 Time																									
									Ends with a picardy 3rd(Major chord at the end of a minor section)																									
									Low WW's, Euph and Tuba make first statement of melody here				Clarinets and Trumpets			Melody back to Low voices			Melody continues going back									full instrumentation, but in low ranges and soft						
									Back to smooth and mysterious																					Ends with a positive twist to the melancholy entirety of the rest of the song				
													Groups must listen to eachother in this question/answer section														Dynamics are key to making this ending effective							
									Cue Low Brass and WW's				Cue Cl's/Tpt.'s				Cue Low Brass/WW's				Cue Cl's/Tpt.s													
						Transition issues--where will the change from 1 to 3 be made? Rehearse ensemble following this change together.												Draw attention to this conversation between low brass/ww's and the clarinets/trumpets															Is the ensemble playing down to a true pp??	