

EFFECT OF GRAIN MOISTURE AND MACHINE ADJUSTMENTS
ON GRAIN SORGHUM THRESHABILITY AND SEED DAMAGE

by

SHIH-NONG LIN

B.S., National Taiwan University, 1974

A MASTER'S THESIS

submitted in partial fulfillment of the
requirements for the degree

MASTER OF SCIENCE

Department of Agricultural Engineering

KANSAS STATE UNIVERSITY
Manhattan, Kansas

1977

Approved by:



Major Professor

Docu-
ment
LD
2668
T4
1977
L55
C.2

TABLE OF CONTENTS

	Page
INTRODUCTION	1
REVIEW OF LITERATURE	4
INVESTIGATION	10
Research Objectives	10
Threshing Unit	10
Separating Unit	13
Experimental Material	16
Method and Procedure	16
Grain moisture content	16
Cylinder speed	17
Concave clearance	17
RESULTS AND DISCUSSION	19
SUMMARY AND CONCLUSIONS	37
SUGGESTIONS FOR FURTHER STUDY	39
ACKNOWLEDGMENTS	40
REFERENCES	41

LIST OF TABLES

	Page
Table 1. Variables Studied	18
Table 2. Analysis of Variance for Unthreshed Grain	23
Table 3. Analysis of Variance for Broken Grain	24
Table 4. Analysis of Variance for Threshed Grain	25
Table 5. M x C Two-way Table for Unthreshed Grain for KS 56	27
Table 6. M x C Two-way Table for Unthreshed Grain for ACCO 1019	27
Table 7. C x S Two-way Table for Unthreshed Grain for KS 56	28
Table 8. M x C Two-way Table for Broken Grain for ACCO 1019	28
Table 9. M x S Two-way Table for Broken Grain for KS 56	29
Table 10. M x S Two-way Table for Broken Grain for ACCO 1019	29
Table 11. C x S Two-way Table for Broken Grain for ACCO 1019	29
Table 12. M x C Two-way Table for Threshed Grain for KS 56	30
Table 13. M x C Two-way Table for Threshed Grain for ACCO 1019	30
Table 14. M x S Two-way Table for Threshed Grain for KS 56	31
Table 15. M x S Two-way Table for Threshed Grain for ACCO 1019	31
Table 16. Optimum Cylinder Adjustments When Threshing Grain Sorghum	32

LIST OF FIGURES

	Page
Figure 1. The Threshing Unit	11
Figure 2. The Feeder Belt of the Threshing Unit . . .	12
Figure 3. The Separating Sieves	14
Figure 4. The Separating Unit	14
Figure 5. The Grain Sorghum Samples	15
Figure 6. Rate of Drying of Sorghum Grain During the Experimental Period	19
Figure 7. The Comparison of the Effects of Three Different Cylinder Adjustments on Unthreshed Grain for KS 56	34
Figure 8. The Comparison of the Effects of Three Cylinder Adjustments on Unthreshed Grain for ACCO 1019	34
Figure 9. The Comparison of the Effects of Three Cylinder Adjustments on Broken Grain for KS 56	35
Figure 10. The Comparison of the Effects of Three Cylinder Adjustments on Broken Grain for ACCO 1019	35

INTRODUCTION

Due to the fact that grain sorghum is very resistant to drought conditions in comparison with other crops commonly grown for grain, it is an important crop in the areas of moderately low rainfall.

There are more than fifty distinct varieties of grain sorghum now grown in this country. Most of them are grown in much the same way as wheat; namely, the same tillage, planting and harvesting machinery used for wheat is also applicable to the production of grain sorghum. In addition, grain sorghum can also be planted in rows with row crop type planters used for planting corn.

A combine with a grain platform, which cuts the head from the stalks at the time of harvesting and puts only the head into the machine, is an ideal method to harvest sorghum. But, while this method is popularly used, the sorghum grower often encounters heavy losses and seed damage during combine harvesting.

According to the experiments carried out by many former workers, the grain loss and seed damage are influenced by grain moisture content at threshing and by the cylinder adjustments. Restricting the harvesting operation to occasions when the grain moisture content is ideal for threshing could be considered as a good way to reduce loss. However,

in many areas, due to the climatic condition, a portion of the harvest must take place at other than optimum moisture level. Likewise, the severity of seed damage could be diminished by using lower cylinder speeds or greater cylinder-concave clearance. In accomplishing this however, the machine efficiency was inevitably decreased.

Principally, the cylinder and concave perform two functions-- the removal of grain from ear or stalk, and separation of the grain from the straw. The cylinder adjustments, mainly related to the combination of the cylinder to concave clearance and the cylinder speed, are vital factors in regard to combine performance. Insufficient concave clearance and/or excessive cylinder speed will result in over-threshing, while excessive concave clearance and/or too low a cylinder speed will result in under-threshing.

In addition to the cylinder loss and seed damage, the cylinder adjustment has important influence on the performance of the separating and cleaning units. For example, higher cylinder speeds tend to force more threshed grain through the grate, therefore, reducing the seed load in the walkers, which in turn reduces the walker loss. However, excessive straw breakup makes seed separation more difficult and may increase the shoe loss appreciably.

Many threshing experiments have been done, particularly to those crops such as wheat, barley and corn, but only limited articles are related to grain sorghum.

This report is based on lab experiment results with

grain sorghum. Although other parameters, such as feed rate and straw moisture are also influential, investigations are focused on (1) the effect of grain moisture on cylinder loss, (2) the effect of grain moisture on seed damage, and (3) the effect of the cylinder adjustments on the cylinder loss and seed damage.

LITERATURE REVIEW

The main function of a threshing cylinder is to detach the seed from the non-grain parts of the plant. Basically, whenever a force applied on a kernel exceeds the forces which retains it, threshing occurs. There are three general methods for obtaining the threshing force, as Lamp (1960) stated, (a) mechanical methods such as rubbing and stripping; (b) impact or impulsive acceleration, which occurs when a cylinder bar strikes unthreshed grain and (c) non-impulsive acceleration which would result if a head of grain were suddenly accelerated without impact. Threshing is accomplished principally by the use of the first two methods. Using centrifugal force as the threshing force for wheat, Lamp found that a force of 0.30 lb. was sufficient to thresh 98 percent or more of the mature grain independent of the method of holding the head; however, a force of 0.20 lb. was sufficient to thresh 98 percent of grain under typical harvesting conditions. Also if the force were applied in a manner which bent the rachilla, a reduction of up to 50 percent in threshing force would occur. From his work Lamp concluded that threshing and separating processes could be integrated, eliminating the need for special straw separating equipment when using the centrifugal principle.

According to Kepner et al. (1972), several factors affect threshing effectiveness; (a) the peripheral speed of

the cylinder, (b) the cylinder-concave clearance, (c) the type of crop, (d) the condition of the crop in terms of moisture content, maturity, etc., and (e) the rate at which material is fed into the machine.

In general, an increase of grain moisture tends to increase cylinder loss, but decrease seed damage. However, according to Arnold (1964), grain damage depends on grain moisture content and efficiency of threshing on straw moisture content, he also indicated that the condition of broken grain and germination of wheat were consistently superior when threshing was carried out in the 'safe zone' between grain moisture levels of approximately 17-22%. Johnson (1959) reported that the highest machine efficiency occurred between 15 and 20 percent grain moisture content. Johnson also suggested that threshing wheat must be limited to grain moisture below 20 percent as far as the resulting condition is concerned. Fairbanks (1976), when harvesting grain sorghum, indicated that harvesting losses were high at grain moisture content between 20 and 30 percent.

Cylinder speed is one of the most important factors affecting threshability; it also affects seed damage. Increased speed reduces the cylinder losses, but may substantially increase seed damage. This was confirmed by King (1962) and Bainer (1934). Also, a similar result has been obtained by Goss et al. (1958) when testing barley.

According to Arnold (1964), the extent of the reduction in losses with increasing cylinder speed was related

to the amount of grain remaining in the ear. The more difficult a crop is to thresh, the greater the reduction in losses resulting from a given increase in cylinder speed. Although the occurrence of broken grain depends mainly on the variety and grain moisture, the viability of the grain dropped as the cylinder speed was increased. Kepner et.al. (1972), based on Arnold's reports, further indicated that the total losses from unthreshed seed plus damaged seed would be minimized at a cylinder speed of about 4500 fpm for the low moisture condition and 5100 fpm for the 20% moisture content.

Delong and Schwantes (1942), testing with barley having 12 to 15 percent moisture, concluded that the speed at which the cylinder operates best at ranges from 5000 to 6000 fpm for all three types of cylinders. More conservative values, 5000 to 5500 fpm, were recommended by Goss (1958) for dry climate areas.

Johnson and Lamp (1962), when harvesting soybeans at 15-20% kernel moisture, reported that cylinder speeds of at least 4500 fpm were required to keep cylinder loss at an acceptable level of less than 1 percent. Crackage was below that which would result in a marketing penalty. Increased cylinder speed depressed germination.

Bainer and Borthwick (1934) in a study on lima beans at 9.1 percent moisture, reported that the cylinder speed and percentage of damage are directly related; the greater the speed, the greater the damage. Total damage varied from

7.6 to 52.5 percent at a threshing speed of 770 to 1560 fpm. Furthermore, a thresher having only one cylinder is not suitable for seed beans because the speed necessary for thoroughness is too high for the production of damage-free seed. Klein (1966), in his study to measure harvesting losses and damage to crimson clover, suggested an optimum peripheral speed and an optimum concave clearance which produces more pure live seed. Accordingly, the optimums are: spike-tooth cylinder, 5070 fpm and $5/32$ in.; rubber-covered angle bar, 4110 fpm and $5/32$ in., and rubber-covered flat bar, 4830 fpm and 1.32 to 1.8 in. In addition, the rubber-covered flat bar cylinder recovered about 10% more crimson clover seed than either of the other two cylinders. Unthreshed seed loss was reduced to about 5 percent in the process.

Basically, according to Arnold (1964), the concave bars perform two functions: (1) holding or bringing the material into the cylinder bar path for repeated impacts and (2) providing a surface against which the beaters could rub the material. As far as the rasp bar cylinder is concerned, the first function is of prime importance in comparison with the second function.

Although the extent of separating properties of the cylinder can be improved by using a longer concave, increased length of the concave will result in extra broken grain. According to Arnold, approximately 2-3 times as many broken grain occurred with a 20.0 in. as with a 6.7 in. length concave. The tougher the crops being threshed, such as barley,

the greater the benefit gained, in terms of extra grain threshed, from increasing the length of the concave.

In order to reduce the seed damage, the threshed grain should be removed as quickly as possible from the path of the beater. Arnold (1964) compared the performance of the open and closed concave and concluded that there were four times as many broken kernels in the sample produced using the closed concave, as in those produced by the open concave; there was no difference in the threshing efficiency of the two types of concave. Goss et al. (1958), reported that a machine with the concave openings covered had more than twice as much free-seed loss over the walkers, as did the open-rate machine. Clark (1976), in studying the distribution pattern of threshed and unthreshed grain along the concave, concluded that the first position along the concave is the key position which correlated best with unthreshed grain. The relationship between the percentage of threshed material obtained in the first position and unthreshed material passed at the back of the concave has potential for practical prediction of combine performance, if the same relation is found for a combine operating under field conditions.

Generally speaking, the influence of concave clearance is not as critical as is the cylinder speed, in regard to threshing efficiency and seed damage. This was proven by several researchers. The setting of concave clearance depends largely on the size of grain and the volume of straw. To encourage the entry of threshing material, the front

clearance should be larger than the rear clearance. According to Arnold (1964), the front/rear clearance ratio has little effect on cylinder loss, visible damage, or germination of barley or wheat for any given mean clearance.

As Vas (1969) stated, decreasing concave clearance may have: (1) increased the chance of an ear of grain struck by the cylinder beater bar, and, (2) increased the chance of multiple impacts to the ear before it passed from the threshing zone. When harvesting spring wheat, Vas reported that changing the clearance from $3/4$ to $1/4$ in. reduced the cylinder loss from 2.1% to 1.2% and increased visible damage from 5.4 to 7.8%.

Feed rate is also associated with threshing effectiveness. An increase in feed rate resulted in a decrease in mechanical damage, although the effect is usually slight. Tests showed that unthreshed seed loss is somewhat proportional to the feed rate. Goss *et. al.* (1958), when combining barley, indicated that the total loss increased rapidly when the feed rate exceeded 100 to 125 lb. per min.; walker loss was greater than shoe free seed loss, while unthreshed loss was relatively small. Fairbanks reported that the shoe loss increased rapidly with increased feed rate, when combining grain sorghum, while cylinder loss and walker loss increased at modest rates.

INVESTIGATION

Research Objectives

1. To investigate the effect of grain moisture on cylinder loss.
2. To investigate the effect of grain moisture on seed damage.
3. To investigate the effect of the cylinder adjustments on the cylinder loss and damage.

Threshing Unit

A threshing unit built to measure threshability parameters was used in this study (Fig. 1 & 2). A threshing cylinder was constructed from two 12-in. aluminum discs fitted to a 1-in. central shaft. Four conventional rasp bars $7\frac{1}{4}$ inch in length each were mounted on the discs. The shaft was held at either end by a four-bolt flange bearing. To attain complete horizontal and vertical adjustments of the cylinder with respect to the concave, a system including linear ball bushings, pillow block shaft mounts, ball bushing shafts, and a horizontal and vertical adjustment screw was fabricated to support the cylinder bearings. Power was provided by a 3 h.p. capacitor start motor and transmitted via a variable speed V-belt.



Figure 1. The threshing unit used in this study.




Figure 2. The feeder belt of the threshing unit.

An approximate 130° open-grate concave with a radius $3/16$ inch greater than the cylinder was assembled in this unit. For more detailed information on construction, the reader may refer to Zaidis' M.S. thesis.

The cylinder was fed, radially and at angle of about 30° with the horizontal, by a constant-speed (22 ft/min.) belt conveyor. A metal box was placed behind the cylinder to receive the straw as well as the lost grain.

Separating Unit

In this study, the separating unit is composed of three round-hole hand sieves and a shaker (Fig. 3 & 4). The selection of the sieves size is based on a preliminary test. The top sieve has a $12/64$ inch round hole opening to allow the good seeds to pass through and at the same time prevents the passage of chaff, straw and stalks with unthreshed grain. An $8/64$ inch round hole opening was selected as the middle sieve which holds the good grain and permits the cracked seed to pass through. The cracked seeds and a slight amount of small seeds drop off the bottom sieve which has $2.5/64$ inch round hole openings.

The sieves are placed on a shaker in such a way that they have a reciprocating motion. The shaker, made by Burrows Equipment Company, has an oscillating frequency of 34 cycle/min. After the shaker completes 40 strokes (20 cycles), material remaining on each sieve is weighed and the




Figure 3. Three hand sieves used in this study.




Figure 4. The sieves along with a commercial shaker used in this study.



Figure 5. Grain sorghum samples.

percentage of material on each sieve is calculated. The unthreshed grain along with stalk and chaff remaining on the top sieve are rethreshed by hand before weighing.

Grain Sorghum Varieties

Two grain sorghum varieties, ACCO 1019 and KS 56 were used in this study (Fig. 5). Samples were taken from the Agronomy Research Field, Kansas State University. The average grain-to-straw-ratio was 9.97 based on 13.9% grain moisture content and 59.1% straw moisture content for variety ACCO 1019 and 6.17 for KS 56 based on 13.1% grain moisture content and 53.7% straw moisture content.

The experiment began on September 10, 1976. Sorghum samples were collected every three days and brought into the lab and immediately threshed.

Method and Procedure

Grain moisture content. The grain moisture content is expressed on the wet basis. For each moisture level, three samples each with 100 grams of grain were put in a lab heat oven and subjected to a temperature of 103° C. After a 48 hour heating period, the samples were removed from the oven and weighed quickly.

Cylinder speed. The effect of cylinder diameter can be eliminated by considering peripheral speed rather than rotational speed. Throughout this experiment, the cylinder speed was controlled at 3276, 4082, 4888 feet per minute.

As the cylinder reached the desired speed, which was determined by a stroboscope, two heads of grain sorghum were placed on the feeder belt and were fed into the cylinder at 22 ft/min conveyor speed. Observations were made after each test as to the visible damage, the threshed grain, and also as to the amount of unthreshed grain remaining on the stalk.

Concave clearance. Most combine cylinders are designed in such a way that the front and rear clearance are changed simultaneously but with less change at the rear than at the front. Therefore, in this study, the concave-to-cylinder clearance was determined by taking the mean of the front and rear clearance. It was considered at three levels: $1/4$, $7/16$, and $10/16$ inch.

Kepner et al. based on research results and summary of recommendations found in operator's manuals published by various manufactures, suggested that a range of 4000 to 5000 fpm peripheral speed, and $1/4$ to $1/2$ inch mean concave clearance would be the most appropriate cylinder adjustments for grain sorghum. In this test, the setting of cylinder speeds and concave clearances were selected as being thought to range from too low to high in terms of cylinder loss as well as grain damage.

The level of each variable under study are provided in Table 1.

Table 1. Variables studied.

Variables	Range
Moisture Content	ACCO 1019 (30.7 - 10.7% KS 56 (29.1 - 10.4%))
Cylinder-Concave Clearance	1/4, 7/16 and 10/16 inch
Cylinder Speed	3276, 4082 and 4888 ft/min.

Two heads of sorghum were used for each run.

The conveyer speed was set at 22 ft/min.

RESULTS AND DISCUSSION

For variety ACCO 1019, the moisture content of the grain dropped from 30.7 percent on September 10 to 10.7 percent on October 11. The average moisture reduction for this period was approximately 0.7 percent per day. For variety KS 56, the grain moisture dropped from 37.7 percent to 10.4 percent. The average moisture content reduction was about 0.9 percent per day. Fig. 6 was provided for

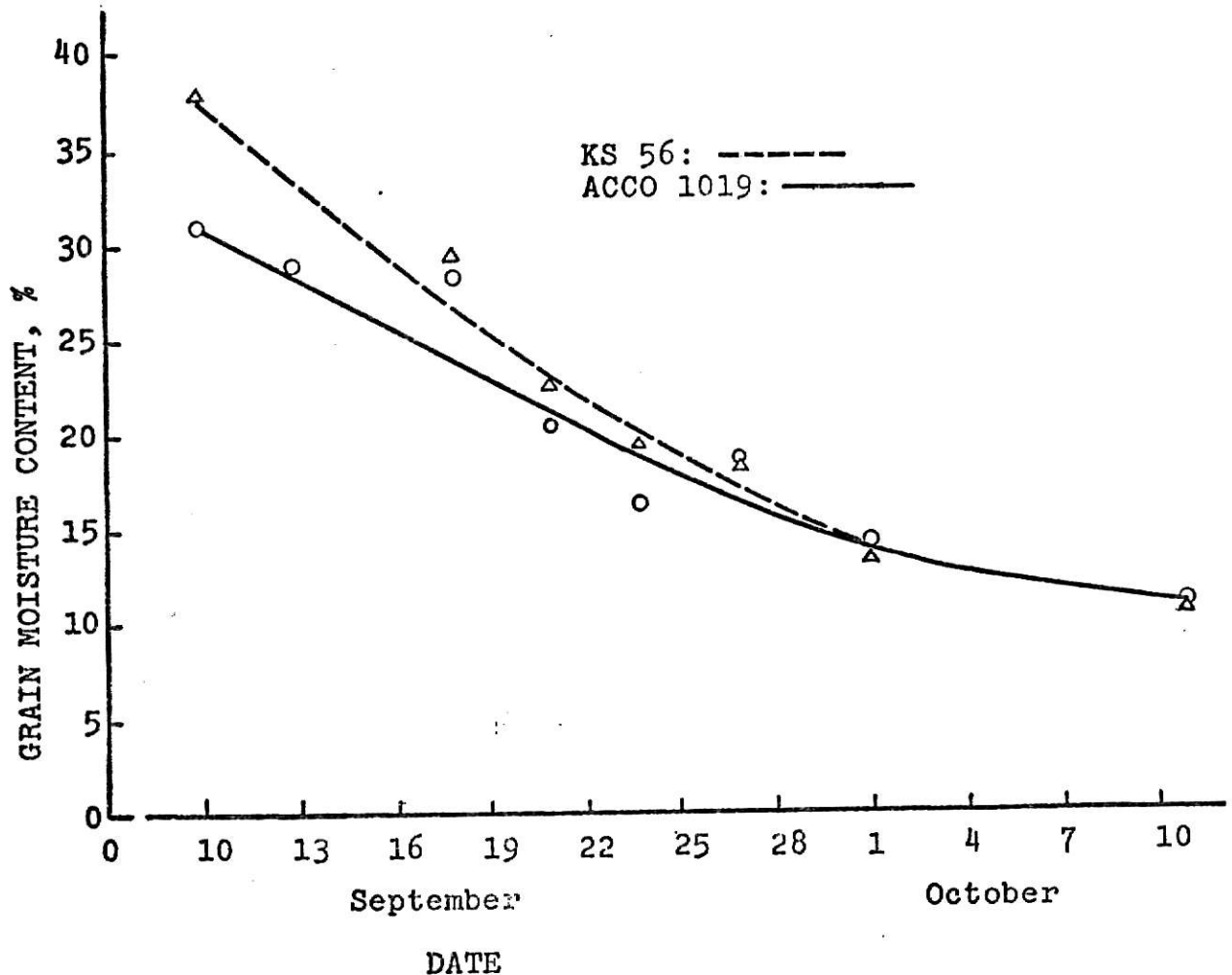


Figure 6. Rate of drying of sorghum grain during the experimental period.

showing the rate of drying for both varieties in the harvesting season. The rainy days of September 15, 25, and 26 may account for the slow drying rate.

Every three days, samples were brought to the laboratory where the experiment was carried out using three cylinder speeds at each of three concave clearances. All three speeds were run at a given clearance and then another clearance was set until runs at all three cylinder-concave clearances were completed. Accordingly, there are two restrictions on randomization. Since the grain moisture is chosen, and the concave clearance is chosen, the speed can be randomized at that particular concave clearance and grain moisture content.

The entire experiment was replicated twice, the grain moisture content and two replications form the whole plots. The concave clearance level may be randomized at each level of grain moisture and in each replication to form a split-plot. At each concave clearance - grain moisture content replication combination, the three cylinder speeds are randomly applied forming what is called a split-split-plot design. This design allows few degrees of freedom in the estimate of error of certain important factors, such as moisture content and concave clearance.

To determine the effect of the variable under study, an analysis of variance was performed on the threshed, unthreshed grain and broken grain. Data were processed by means of AARDVARK, a canned statistical program. The model used

for analyzing the data is given below.

$$\begin{aligned} \text{MODEL, TH, UNTH, CRKG} = & M(I) + R(J) + MR(IJ) + C(K) + MC(IK) \\ & + RC(JK) + MRC(IJK) + S(L) + MS(IL) \\ & + CS(KL) + MCS(IKL) + E(IJKL) \end{aligned}$$

where,

TH: Percentage of threshed grain

UNTH: Percentage of unthreshed grain

CRKG: Percentage of broken grain (based on threshed grain)

$M(I), R(J), C(K), S(L)$: The average true effects due to Ith level grain moisture, Jth replication, Kth clearance, Lth speed.

$MR(IJ), MC(IK), RC(JK), MS(IL), CS(KL)$: The two-way interaction effects due to Ith grain moisture, Jth replication, Kth clearance, Lth speed.

$MRC(IJK), MCS(IKL)$: The three-way interaction effects due to Ith grain moisture, Jth replication, Kth clearance, Lth speed.

$E(IJKL)$: The error of observation due to Ith grain moisture, Jth replication, Kth clearance, Lth speed.

The numerical results for each variable are shown in the following Analysis of Variance Table. All interaction

with replication are pooled into the error terms in order to increase the degrees of freedom of the error terms. The significant interaction indicated that the factors that are not independent are presented as a two-way table following the Analysis of Variance Tables. It can be noted that all the replication effects are not significant even at 0.1 alpha level.

The results in Table 2 where the unthreshed grain has been considered, show that for both varieties, the difference between the effects of grain moisture and concave clearance were significant at 0.01 alpha level, but the difference between the effects of cylinder speeds were less significant.

Table 3 shows that the broken grain appears to vary significantly both with speed and grain moisture. The difference of the effects between concave clearance was highly significant for ACCO 1019 but not significant for KS 56. The interaction between grain moisture and speed was highly significant for both varieties. With KS 56 only, both the interaction between the cylinder speed and clearance and the interaction between grain moisture and clearance were significant at 0.05 alpha level.

The statistical analysis for threshed whole grain is listed in Table 4 which shows the effects of concave clearance was significant at 0.01 alpha level and cylinder speed effect was significant at 0.1 alpha level. The insignificant difference among levels of grain moisture was not

Table 2: Analysis of variance for unthreshed grain

A. Analysis of variance for KS 56

Source of Variation	DF	Mean Square	F
Moisture content (M)	5	339.240	12.966***
Replication (R)	1	5.594	0.214
ERR 1	5	26.164	
Clearance (C)	2	3910.715	139.215***
M x C	10	135.536	4.825***
ERR 2	12	28.091	
Speed (S)	2	5.269	0.206
M x S	10	24.910	0.975
C x S	4	90.772	3.551**
M x C x S	20	33.685	1.318
ERROR	36	25.559	

B. Analysis of variance for ACCO 1019

Source of Variation	DF	Mean Square	F
Moisture content (M)	7	514.396	10.959***
Replication (R)	1	95.942	2.044
ERR 1	7	47.937	
Clearance (C)	2	3535.674	130.452***
M x C	14	108.219	3.882***
ERR 2	16	27.103	
Speed (S)	2	69.627	2.931*
M x S	14	56.109	2.362**
C x S	4	47.550	2.001
M x C x S	28	32.428	1.365
ERROR	48	23.759	

***: significant at 0.01, **: significant at 0.05

* : significant at 0.1

Table 3: Analysis of variance for broken grain

A. Analysis of variance for KS 56

Source of Variation	DF	Mean Square	F
Moisture content (M)	5	281.237	42.879***
Replication (R)	1	41.465	6.322
ERR 1	5	6.559	
Clearance (C)	2	4.591	1.273
M x C	10	15.323	4.250**
ERR 2	12	3.605	
Speed (S)	2	202.793	35.194***
M x S	10	56.633	9.829***
C x S	4	19.043	3.305**
M x C x S	20	4.653	0.807
ERROR	36	5.762	

B. Analysis of variance for ACCO 1019

Source of Variation	DF	Mean Square	F
Moisture content (M)	7	633.720	68.064***
Replication (R)	1	4.333	0.465
ERR 1	7	9.311	
Clearance (C)	2	78.538	21.148***
M x C	14	32.397	8.723***
ERR 2	16	3.714	
Speed (S)	2	483.490	75.053***
M x S	14	105.323	16.350***
C x S	4	14.445	2.242*
M x C x S	28	5.843	0.907
ERROR	48	6.442	

***: significant at 0.01, **: significant at 0.05

* : significant at 0.1

Table 4: Analysis of variance for threshed grain

A. Analysis of variance for KS 56

Source of Variation	DF	Mean Square	F
Moisture content (M)	5	53.086	1.739
Replication (R)	1	5.691	0.186
ERR 1	5	30.527	
Clearance (C)	2	3285.703	130,149***
M x C	10	169.794	6.726***
ERR 2	12	25.246	
Speed (S)	2	68.386	2.520*
M x S	10	49.464	1.823*
C x S	4	73.115	2.694
M x C x S	20	32.549	1.199
ERROR	36	27.140	

B. Analysis of variance for ACCO 1019

Source of Variation	DF	Mean Square	F
Moisture content (M)	7	152.361	2.611
Replication (R)	1	58.508	1.003
ERR 1	7	58.349	
Clearance (C)	2	2540.236	89.746***
M x C	14	178.108	6.293***
ERR 2	16	28.305	
Speed (S)	2	64.220	2.875*
M x S	14	112.598	5.040***
C x S	4	17.890	0.801
M x C x S	28	33.747	1.511
ERROR	48	22.339	

***: significant at 0.01, **: significant at 0.05
 * : significant at 0.1

unexpected. As a matter of fact, there exists an inverse relationship between the grain moisture and percentage of cracked grain. Samples with high moisture content have a small amount of broken grain, whereas the reverse is true for one of low moisture content. Conversely, unthreshed grain is increased as grain moisture is increased, but decreased at low grain moisture level. It turns out to be that these two variables, namely, unthreshed grain and broken grain, counteracted each other in-so-far as the whole range of grain moisture is concerned. The interaction between grain moisture and clearance was also highly significant.

Some interactions are highly significant; it is important to examine the treatment combination means with the help of two-way tables. According to Snedecor (1967), if both main effects are large, an interaction that is significant but much smaller than the main effects may imply merely that there is a minor variation in the effect of M accordingly as C is at its higher or lower level, and vice versa. In this event, reporting of the main effects may still be an adequate summary.

Table 5 and Table 6, which display the treatment combination means of grain moisture and concave clearance, show that both varieties have a significantly downward trend in unthreshed grain with smaller concave clearance for each level of grain moisture. For KS 56, maximum unthreshed grain occurred at 22.2% grain moisture level. For ACCO 1019, maximum unthreshed grain occurred at 28.4% grain moisture

level. Table 7 shows that the combination of 1/4 inch clearance and 4082 or 4888 fpm cylinder speed gave substantially less amount of unthreshed grain for KS 56. Although analysis of variance table showed no significant difference between the effects of speed, unthreshed grain was obviously reduced with using higher speed for smaller clearance, but increased for large clearance.

Table 5. M x C two-way table for unthreshed grain (variety: KS 56).

Concave Clearance (inch)	Grain Moisture (%)					
	29.1	22.2	19.4	18.5	13.1	10.4
11/4	5.17	5.51	4.96	2.76	2.09	1.39
7/16	7.75	8.62	6.72	8.32	7.71	2.60
10/16	27.74	33.71	22.45	30.45	16.77	7.63

Table 6. M x C two-way table for unthreshed grain (variety: ACCO 1019).

Concave Clearance (inch)	Grain Moisture (%)							
	30.7	28.6	28.4	20.3	18.4	15.5	13.9	10.7
1/4	6.37	5.43	11.77	3.35	3.90	3.01	2.66	1.71
7/16	9.42	12.63	12.87	7.53	5.19	4.81	4.18	1.10
10/16	29.37	25.76	31.06	18.59	27.36	17.09	14.43	2.02

Table 7. C x S two-way table for unthreshed grain (variety: KS 56).

Concave Clearance (inch)	Speed (ft/min.)		
	3276	4082	4888
1/4	5.96	2.96	2.01
7/16	9.01	6.41	5.43
10/16	19.91	24.32	25.14

Table 8 shows that grain crackage may increase as the grain moisture decreases. Also, larger clearance results in less crackage. Table 9 and Table 10 compare the responses of grain moisture for various speeds. These MxS two-way tables show that the higher speed gave a substantially greater amount of broken grain than lower speed; less broken grain occurred at higher grain moisture level. The results shown in Table 11 also proved that low speed and large clearance had less broken grain for ACCO 1019.

Table 8. M x C two-way table for broken grain (variety: ACCO 1019).

Concave Clearance (inch)	Grain Moisture (%)							
	30.7	28.6	28.4	20.3	18.4	15.5	13.9	10.7
1/4	2.71	3.84	3.32	4.91	4.72	7.12	6.17	24.78
7/16	3.08	3.08	3.20	4.64	4.01	5.07	6.83	24.47
10/16	2.79	2.46	3.03	3.60	3.62	4.77	5.49	12.70

Table 9. M x S two-way table for broken grain
(variety: KS 56).

Speed (ft/min.)	Grain Moisture (%)					
	29.1	22.2	19.4	18.5	13.1	10.4
3276	2.88	3.23	6.96	6.15	6.18	7.52
4082	3.66	5.26	7.01	5.43	8.01	13.02
4888	4.65	5.50	8.64	8.59	9.32	24.23

Table 10. M x S two-way table for broken grain
(variety: ACCO 1019).

Speed (ft/min.)	Grain Moisture (%)							
	30.7	28.6	28.4	20.3	18.4	15.5	13.9	10.7
3276	2.19	2.03	2.17	3.26	2.44	3.67	3.31	7.34
4082	2.60	2.88	2.73	3.79	3.64	5.50	5.34	20.59
4888	3.77	4.47	4.66	6.09	6.28	7.78	9.84	34.02

Table 11. C x S two-way table for broken grain
(variety: ACCO 1019).

Concave Clearance (inch)	Speed (ft/min)		
	3276	4082	4888
1/4	3.75	6.58	11.24
7/16	3.23	6.64	10.52
10/16	2.91	4.43	7.08

Table 12 and Table 13 display the treatment combination means of grain moisture and clearance in regard to threshed grain. These two-way tables show that, as the grain moisture is above 13.1% for KS 56, 13.9% for ACCO 1019, 1/4 inch clearance results in more threshed grain.

Table 12. M x C two-way table for threshed grain (variety: KS 56).

Concave Clearance (inch)	Grain Moisture (%)					
	29.1	22.2	19.4	18.5	13.1	10.4
1/4	91.6	90.5	89.4	90.6	90.6	84.5
7/16	89.0	87.0	86.6	86.9	85.0	85.7
10/16	69.5	63.4	71.4	64.9	78.1	82.8

Table 13. M x C two-way table for threshed grain (variety: ACCO 1019).

Concave Clearance (inch)	Grain Moisture (%)							
	30.7	28.6	28.4	20.3	18.4	15.5	13.9	10.7
1/4	92.3	91.1	85.3	92.1	91.7	90.6	91.7	79.8
7/16	88.3	84.7	84.4	88.3	91.1	90.6	89.7	80.6
10/16	68.7	72.7	67.1	80.3	80.1	79.1	81.3	87.2

Table 15 shows that a 3276 ft/min. cylinder speed is best for grain moisture of 20.3% and below. But, when the grain moisture is higher than 20.3%, either 4082 or 4888

ft/min. cylinder speed results in more threshed grain. This table also implied that more threshed grain could be obtained if the threshing were restricted to occasions when grain moisture is below 20.3%.

Table 14. M x S two-way table for threshed grain (variety: KS 56).

Speed ft/min.)	Grain Moisture (%)					
	29.1	22.2	19.4	18.5	13.1	10.4
3276	82.3	79.3	84.7	81.6	86.0	88.7
4082	83.2	81.7	83.8	79.8	82.9	86.0
4888	84.6	79.2	78.8	81.1	84.7	77.2

Table 15. M x S two-way table for threshed grain (variety: ACCO 1019).

Speed (ft/min.)	Grain Moisture (%)							
	30.7	28.6	28.4	20.3	18.4	15.5	13.9	10.7
3276	80.6	81.2	73.8	89.1	87.3	86.2	92.2	91.5
4082	85.3	83.4	82.4	84.7	80.7	88.8	86.2	82.0
4888	83.4	84.0	80.7	87.0	84.9	85.3	84.4	74.0

A summary of test results is shown in Table 16. Within the whole range of grain moisture, the minimum unthreshed grain occurred at 1/4 inch clearance for both varieties, 4082 or 4888 ft/min. Cylinder speed of 4082 or

Table 16: Optimum cylinder adjustments when threshing grain sorghum

Variety	Variable	Grain Moisture Range (%)	Concave Clearance (inch)	Optimum Cylinder Adjustments Cylinder Speed (ft/min.)
KS 56	Unthreshed Grain	29.1 - 10.4	1/4	4082 or 4888
	Broken Grain	29.1 - 10.4	1/4, 7/16 or 10/16	3276
	Threshed Grain	29.1 - 10.4	1/4	
ACCO 1019	Unthreshed Grain	30.7 - 10.7	1/4	
	Broken Grain	30.7 - 10.7	10/16	3276
	Threshed Grain	above 20.3 20.3 - 13.9	1/4 1/4	4082 or 4888 3276

4888 ft/min. resulted in less unthreshed grain for KS 56.

For ACCO 1019, there was no evidence to show which that either cylinder speed resulted in less unthreshed grain.

In terms of broken grain, the minimum amount of crackage occurred at 10/16 inch clearance for ACCO 1019. There were no significant differences between the effects of three concave clearances for KS 56. A speed of 3276 ft/min. resulted in less broken grain within the whole range of grain moisture for both varieties.

As far as the threshed grain is concerned, a 1/4 inch clearance would be the best setting within the whole range of grain moisture. For ACCO 1019, a higher cylinder speed (4082 or 4888 ft/min.) should be used when grain moisture is higher than 20.3%. As grain moisture drops between 20.3 and 13.9%, maximum threshed grain could be obtained by using 3276 ft/min. cylinder speed.

Because the grain sorghum is usually used for feed-ing purposes, threshing effect becomes important. Following the preceding discussion, the effects of some cylinder adjustments are compared and presented graphically in the following figures.

Fig. 7 and Fig. 8 show that, within the whole range of grain moisture, less than 3% unthreshed grain for KS 56, or less than 7% for ACCO 1019, would occur when using 1/4 inch clearance and 4888 ft/min. cylinder speed.

Fig. 9 and Fig. 10 are also presented to show seed quality as indicated by the percent of broken grain. At

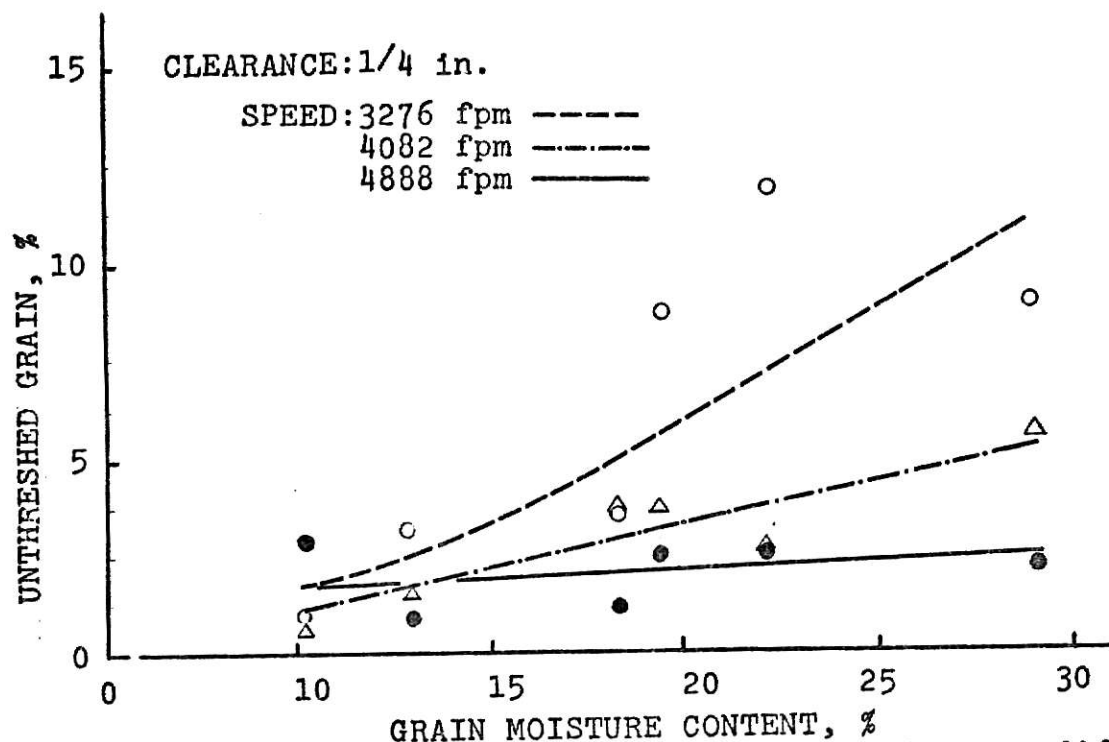


Figure 7. The comparison of the effects of three different cylinder adjustments on unthreshed grain for KS 56.

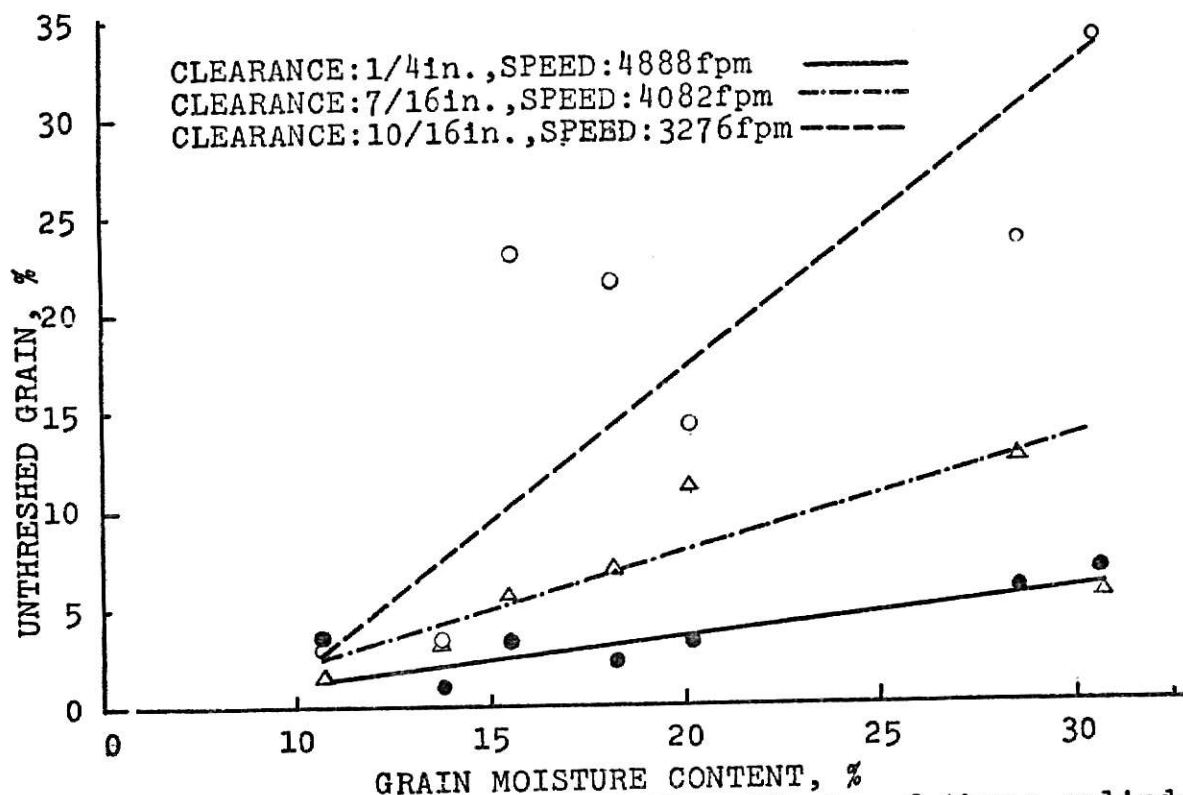


Figure 8. The comparison of the effects of three cylinder adjustments on unthreshed grain for ACCO 1019.

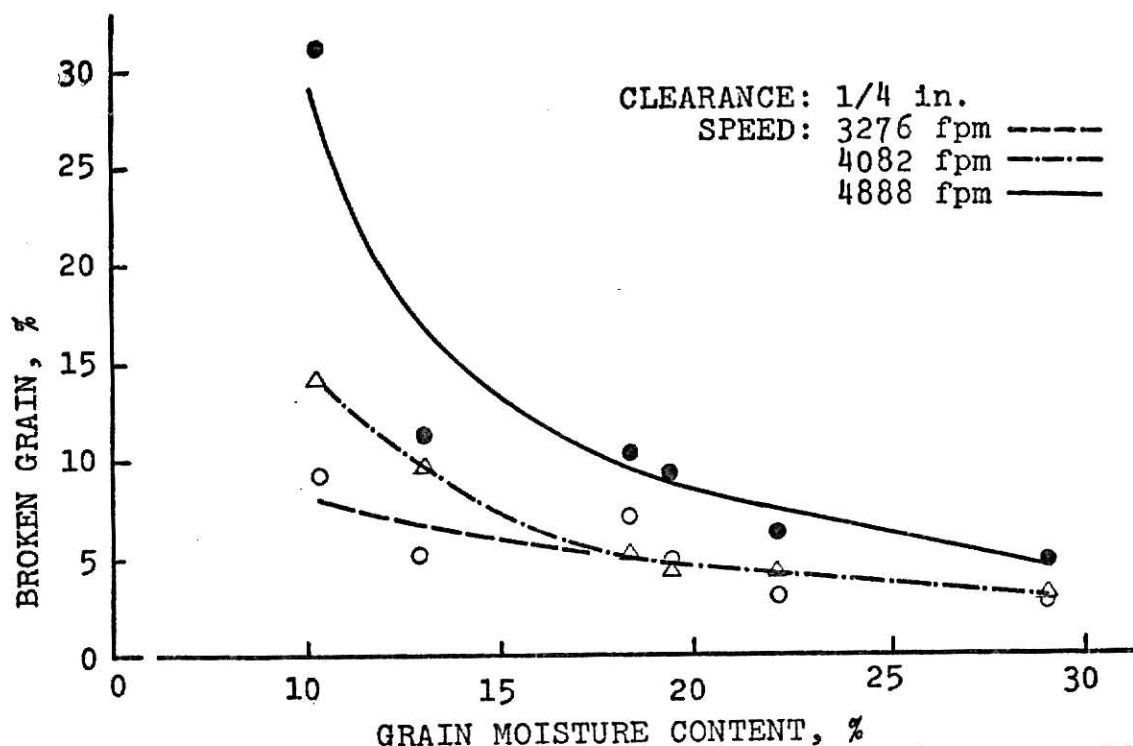


Figure 9. The comparison of the effects of three cylinder adjustments on broken grain for KS 56.

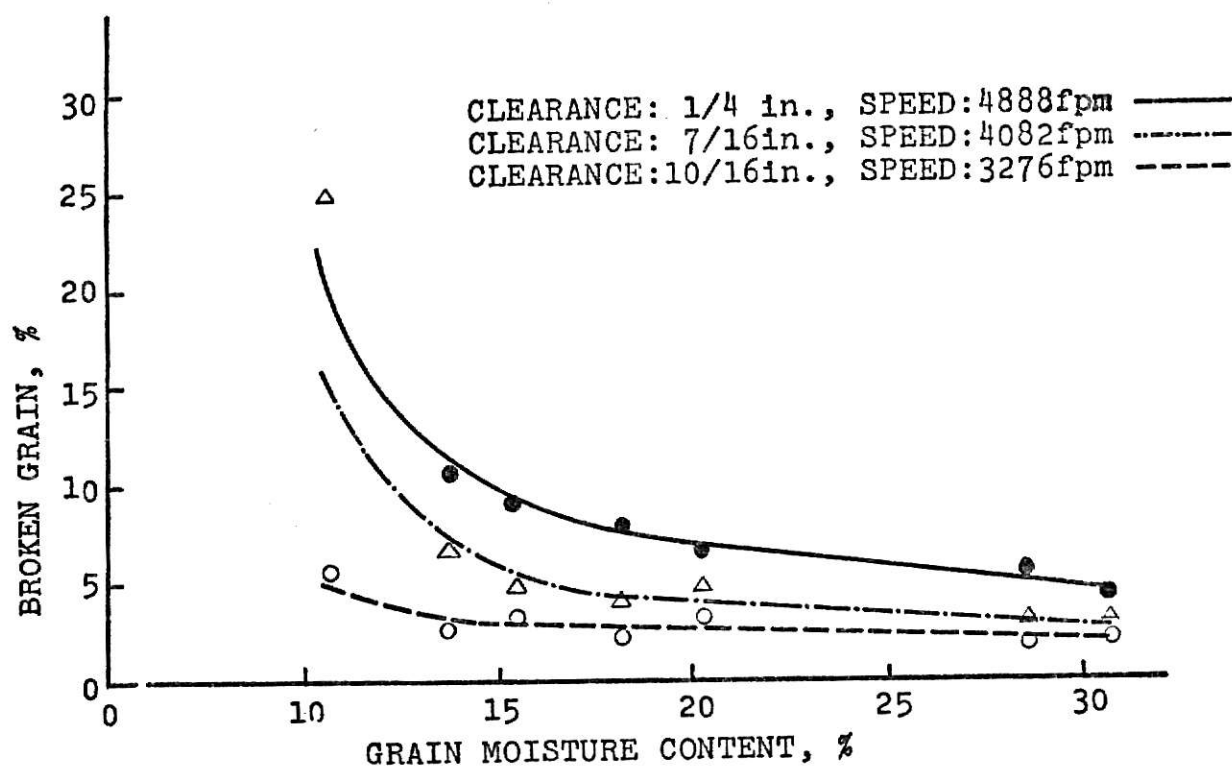


Figure 10. The comparison of the effects of three cylinder adjustments on broken grain for ACCO 1019.

extremely low grain moisture condition, 8% broken grain will occur when using 1/4 inch clearance and 3276 ft/min. speed for KS 56; only 5.5% broken grain occurred with 10/16 inch clearance and 3276 ft/min. cylinder speed for ACCO 1019 at 10.7% grain moisture.

SUMMARY AND CONCLUSIONS

Among the factors affecting threshing effectiveness, grain moisture and cylinder adjustments are considered as the most important. A threshing unit built to measure the threshability parameters of wheat was used to investigate the effects of different cylinder speeds, concave clearance and moisture content on cylinder loss and grain damage.

Two different grain sorghum varieties with moisture content ranging approximately from 10.4 to 30.7% were investigated. Three different cylinder speeds (3276, 4082, 4888 ft/min.), each associated with three different concave clearances ($1/4$, $7/16$, $10/16$ in.) were considered. Threshed grain, unthreshed grain, and broken grain were measured for each treatment.

Based on the preceding discussion, conclusions were drawn as follows:

1. As far as the cylinder loss is concerned, the effects of grain moisture and clearance are more pronounced than that of cylinder speed for the conditions of this experiment.
2. Both varieties have a downward trend in unthreshed grain with smaller clearance for each level of grain moisture.
3. Broken grain appears to vary significantly with both cylinder speed and grain moisture. The effect of cylinder concave clearance was highly significant for ACCO 1019 but not for KS 56.

4. For both varieties, broken grain increased as the grain moisture decreased. Higher speeds gave a substantially greater amount of broken grain than the lower speed.
5. Among all the treatments considered and over the range of grain moisture investigated, no tests resulted in totally damage-free grain.
6. Only the effect of clearance was highly significant on threshed grain for the two grain sorghum varieties tested. Cylinder speed effect was less significant, while grain moisture effect is not significant even at the 0.1 level on threshed grain.

SUGGESTION FOR FURTHER STUDY

1. A wider range of cylinder speed should be used to investigate the effect of cylinder speed on unthreshed grain.
2. Feed rate, grain-straw ratio and straw moisture content are also important factors which affect the threshing effectiveness. Another experiment should be conducted to relate these factors to cylinder loss and grain damage.
3. From the seedsman's viewpoint, the visible injury of grain is less serious than the internal damage. Therefore, germination test should also deserve attention.
4. To confirm the lab results, more field testing should be carried out.

ACKNOWLEDGMENTS

The writer wish to express his sincere appreciation to Professor Gustave Fairbanks, my major advisor, for suggestion of this topic and for constant guidance.

Deepest appreciation is expressed to Dr. William Johnson, head of the Department of Agricultural Engineering, for his interest and assistance.

The writer also wish to express his thanks to Miss Shiela Osborn, for reading the manuscript in detail.

REFERENCE

- Arnold, R.E. 1964 Experiments with rasp-bar threshing drums. I: Some factors affecting performance. J. Agr. Eng. Res., 9:99-131.
- Arnold, R.E. 1964 Experiments with rasp-bar threshing drums. II: Comparison of open and closed concaves. J. Agr. Res., 9:250-251.
- Bainer, R., and H.A. Borthwick. 1934 Thresher and mechanical injury to seed beans of the lima type. California Agr. Expt. Sta. Bul. 580.
- Buchanan, J.C. and W.H. Johnson. 1964 Functional characteristics and analysis of a centrifugal threshing and separating mechanism. Trans. ASAE, 7(4):460-468.
- Bunnelle, P.R., L.G. Jones, and J.R. Goss. 1954 Combine harvesting of small-seed legumes. Agr. Eng., 35:554-558, Aug.
- Clark, S.J., Saleem Zaidi. 1976 A comparison of five wheat threshability parameters using an instrumented threshing cylinder. ASAE paper No. MC-76-805.
- DeLong, H.H., and A.J. Schwantes. 1942 Mechanical injury in threshing barley. Agr. Eng., 23:99-101, Mar.
- Doebelin, E.O. 1966 Measurement systems, application and design. McGraw-Hill Book Company, Inc.
- Fenton, F.C. 1941 Harvesting grain sorghum. Agr. Eng., 22(4): 137-138, 142.
- Fairbanks, G.E., W.H. Johnson, M.D. Schrock, Surya Nath. 1976 Grain sorghum harvesting loss study., ASAE paper No. 76-1556.
- Goss, J.R., R.A. Kepner, and L.G. Jones. 1958 Performance characteristics of the grain combine in barley. Agr. Eng., 39:697-702., Nov.
- Johnson, W.H. 1959 Machine and method efficiency in combining wheat. Agr. Eng., 40:16-20, 29, Jan.
- King, D.L., A.W. Riddolls. 1962 Damage to wheat and pea seed in threshing at varying Moisture Content. J. Agr. Eng. Res., 7(2):90.

- Kepner, R.A., Bainer R., and Barger, E.L. 1972 Principle of farm Machinery. The AVI publishing company, Inc.
- Klein, L.M. and J.E. Harmond. 1966 Effect of varying cylinder speed and clearance on threshing cylinder in combining crimson clover. Trans. ASAE, 9(4):499-500, 506.
- Lamp, B.J. and W.F. Buchele. 1960 Centrifugal threshing of small grains. Trans. 3(2):24-28.
- Lamp, B.J., W.H. Johnson, and K.A. Harkness. 1962 Soybean harvesting - approaches to improved harvesting efficiencies. Ohio Agr. Expt. Sta. Bull. 899, Jan.
- Long, D.R. 1951 Threshability of landino clover as affected by moisture. Agr. Eng. 32(12):674, 676.
- Lovegrove, H.T. 1968 Crop Production Equipment. Hutchinson Educational LTD.
- Neal, A.E. and G.F. Cooper. 1968 Performance testing of combines in the lab. Agr. Eng., 49:397-399, July.
- Nyborg, E.W. 1964 A test procedure for determining combine capacity. Canadian Agr. Eng., 6:8-10, Jan.
- Park, J.K. 1954 Harvesting small grasses and legumes seed. Agr. Eng., 35(8):562-564.
- Steel and Torrie. 1960 Principles and Procedures of Statistics. McGraw-Hill Book Company, Inc.
- Snedecor, G.W. and W.G. Cochran. 1967 Statistical Methods. The Iowa State University Press.
- Waelti, H., D.K. Turnquist, V.E. Matter. 1971 Harvesting techniques for reducing grain sorghum losses. Tran. ASAE 14(5):797.
- Wilson, H.K. 1948 Grain Crops. McGraw-Hill Book Company, Inc.
- Vas, F.M. and H.P. Harrison. 1969 The effect of selected mechanical threshing parameters on kernel damage and threshability of wheat. Canadian Agr. Eng., 11:83-87, 91, Nov.

EFFECT OF GRAIN MOISTURE AND MACHINE ADJUSTMENTS
ON GRAIN SORGHUM THRESHABILITY AND SEED DAMAGE

by

SHIH-NONG LIN

B.S., National Taiwan University, 1974

AN ABSTRACT OF A MASTER'S THESIS

submitted in partial fulfillment of the
requirements for the degree

MASTER OF SCIENCE

Department of Agricultural Engineering

KANSAS STATE UNIVERSITY
Manhattan, Kansas

1977

ABSTRACT

A threshing unit built to measure threshability parameters of wheat was used to investigate the effects of grain moisture, concave clearance, and cylinder speed on cylinder loss and grain damage when harvesting grain sorghum.

A laboratory experiment was carried out in such a way that split-split-plot design could be applied. Two different grain sorghum varieties with moisture content from approximately 10.4% to 30.7%, were investigated. Three different cylinder speeds, 3276, 4082, and 4888 ft/min., each associated with three different concave clearances ($1/4$, $7/16$, and $10/16$ in.), were considered. Threshed grain, unthreshed grain and broken grain were measured for each treatment.

To determine the effects of the factors mentioned above, an analysis of variance was performed on the threshed grain, unthreshed grain and broken grain. Data were processed by means of a canned statistical program, AARDVARK.

The purpose of studying these effects was to find the optimum grain moisture range and best cylinder adjustments which would give a higher threshing efficiency with less grain damage.

According to the experimental results, conclusions were drawn as follows:

- (1). As far as the cylinder loss is concerned, the effects

of grain moisture and clearance are more pronounced than that of speed for the conditions used in this experiment.

- (2). Both varieties have a downward trend in unthreshed grain with smaller clearance for each level of grain moisture.
- (3). Broken grain appears to vary significantly with both speed and grain moisture. The effect of clearance was highly significant for ACCO 1019 but not for KS 56.
- (4). For both varieties, broken grain increased as the grain moisture decreased. Higher speeds gave a substantially greater amount of broken grain than the lower speed.
- (5). Among all the treatments considered and over the range of grain moisture investigated, no tests resulted in totally damage-free grain.
- (6). Only the effect of clearance appears highly significant on threshed grain for the two grain sorghum varieties tested. Cylinder speed effect was less significant, while grain moisture effect is not significant even at the 0.1 level on threshed grain.