

**EVALUATION OF PRODUCT SUPPORT
SOURCES**

by

JOSEPH MOSIER

B.S., Iowa State University, 2002

A THESIS

Submitted in partial fulfillment of the requirements

for the degree

MASTER OF AGRIBUSINESS

Department of Agricultural Economics

College of Agriculture

KANSAS STATE UNIVERSITY

Manhattan, Kansas

2014

Approved by:

Major Professor
Dr. Kevin Gwinner

ABSTRACT

Companies must weigh the trade-offs of support strategies and choose between the effectiveness of meeting customer expectations and the cost of implementing product support tools and services. These support strategies can be critical to the success of a company and therefore, must provide efficient problem resolution in order to meet the satisfaction of the customer and retailer. This thesis reviews survey data collected from a large agricultural equipment company's retailers on their satisfaction of product support tools and services provided by the company, and how the retailers utilize these product support tools and services when attempting to resolve a product issue. This evaluation of a company's product support strategy leads to the identification of potential solutions to help maximize the efficiency of the problem resolution process, as well as minimize the opportunity costs and financial costs of product support sources.

TABLE OF CONTENTS

List of Figures.....	iv
List of Tables	vi
Acknowledgments.....	vii
Chapter 1: Project Plan	1
Chapter 2: Literature Review	3
Chapter 3: Theory	8
Chapter 4: Methods.....	11
Chapter 5: Survey Data Results.....	15
Chapter 6: Conclusion	50
Chapter 7: Future Research.....	61
Works Cited.....	62
Appendix A	63
Appendix B	64

LIST OF FIGURES

Figure 2.1: Three-factor theory based on Kano et al. (1984) 4

Figure 3.1: Traditional Macro Framework of Customer Satisfaction 9

Figure 5.1: Frequency of Support Sources Consulted 17

Figure 5.2: Why were Error Codes Consulted? 21

Figure 5.3: Why was an Additional Source Consulted beyond Error Codes? 22

Figure 5.4: Dealer Satisfaction with Error Codes 23

Figure 5.5: Why were Product Manuals Consulted? 24

Figure 5.6: Why was an Additional Source Consulted beyond Product Manuals? 25

Figure 5.7: Dealer Satisfaction with Product Manuals 26

Figure 5.8: Why was StellarSupport.com (general area) Consulted? 27

**Figure 5.9: Why was an Additional Source Consulted beyond StellarSupport.com
(General area)? 28**

Figure 5.10: Dealer Satisfaction with StellarSupport.com 29

Figure 5.11: Why was StellarSupport.com (dealer corner) Consulted? 30

**Figure 5.12: Why was an Additional Source Consulted beyond StellarSupport.com
(Dealer Corner)? 31**

Figure 5.13: Why was Service ADVISOR Consulted? 32

Figure 5.14: Why was an Additional Source Consulted beyond Service ADVISOR?. 33

**Figure 5.15: Dealer Satisfaction with AMS product information within Service
ADVISOR 34**

Figure 5.16: Why was the Global Support Center Consulted? 35

**Figure 5.17: Why was an Additional Source Consulted beyond the Global Support
Center? 36**

Figure 5.18: Dealer Satisfaction with the Global Support Center 37

Figure 5.19: Why was DTAC Solutions Consulted? 38

Figure 5.20: Why was an Additional Source Consulted beyond DTAC Solutions? 39

Figure 5.21: Dealer Satisfaction with the Dealer Technical Assistance Center 40

Figure 5.22: Why was DTAC Case Consulted? 41

Figure 5.23: Why was an Additional Source Consulted beyond DTAC Solutions? 42

Figure 5.24: Why was Application Help Consulted?	43
Figure 5.25: Why was an Additional Source Consulted beyond Application Help? ...	43
Figure 5.26: Dealer Satisfaction with Application Help	44
Figure 5.27: Frequency Dealers Consulted Non-AMS Support Sources	46
Figure 5.28: Dealer Satisfaction with John Deere Field Staff.....	48
Figure 5.29: Top 12 Responses to “How Can AMS Making Finding Solutions Easier?”	49
Figure 6.1: Did the AMS Support Source Resolve the Product Issue?.....	52

LIST OF TABLES

Table 5.1: Issue Resolution by Number of Support Source Utilized.....	18
Table 5.2: Last Support Source Used by Dealers When Product Issue is Resolved	19
Table 5.3: Support Sources Satisfaction	20

ACKNOWLEDGMENTS

I would like to thank my wife for the incredible support she provided throughout process of earning my masters at Kansas State University. I would also like to thank all those in the Kansas State University MAB department for helping me throughout my classes and thesis process. A special thanks to Dr. Kevin Gwinner for providing me insight though the journey of completing my thesis.

CHAPTER 1: PROJECT PLAN

The client for this thesis is the Product Support department for John Deere Ag Management Solutions (AMS), which produces precision agriculture hardware and software products. AMS is a division of John Deere and was established in 1995 to create products that utilize the global positioning system (GPS) for John Deere equipment (e.g. combines, tractors, etc.). AMS products are sold throughout the world and John Deere AMS has locations in Germany, California, and Iowa. The AMS Product Support department has over 80 employees in these three locations; however the majority of the support for AMS products is facilitated from the Urbandale, Iowa location.

The client's purpose for this study is to gain a better understanding of John Deere dealerships' satisfaction with the support the AMS Product Support department provides to the dealers. This study will allow the John Deere AMS Product Support department the ability to identify areas of opportunity. The objectives for this thesis are:

- Gather the John Deere dealerships' satisfaction of the individual support tools and services.
- Understand what product support tools and services John Deere dealers are using when they attempt to resolve an ISG product issue.
- Identify improvements to the support avenues to increase dealer satisfaction.

These objectives are important to John Deere AMS because of the company's history making quality products and having a great dealership network when product issues arise. If John Deere AMS is not providing the highest quality of support to John

Deere dealerships, there is a risk of losing an enormous competitive advantage. By understanding the satisfaction with John Deere AMS Product Support tools and services, it will allow the John Deere AMS Product Support department to adjust their support methods to better serve John Deere dealers. The result of utilizing new services and tools could be beneficial to both John Deere AMS and John Deere dealers by lowering costs and providing the ability to better support the end user of the products.

The deliverables of this project will be a written thesis and an oral defense of the thesis. The results of this thesis will also be shared with the John Deere AMS Product Support management to provide information that could be potentially acted upon.

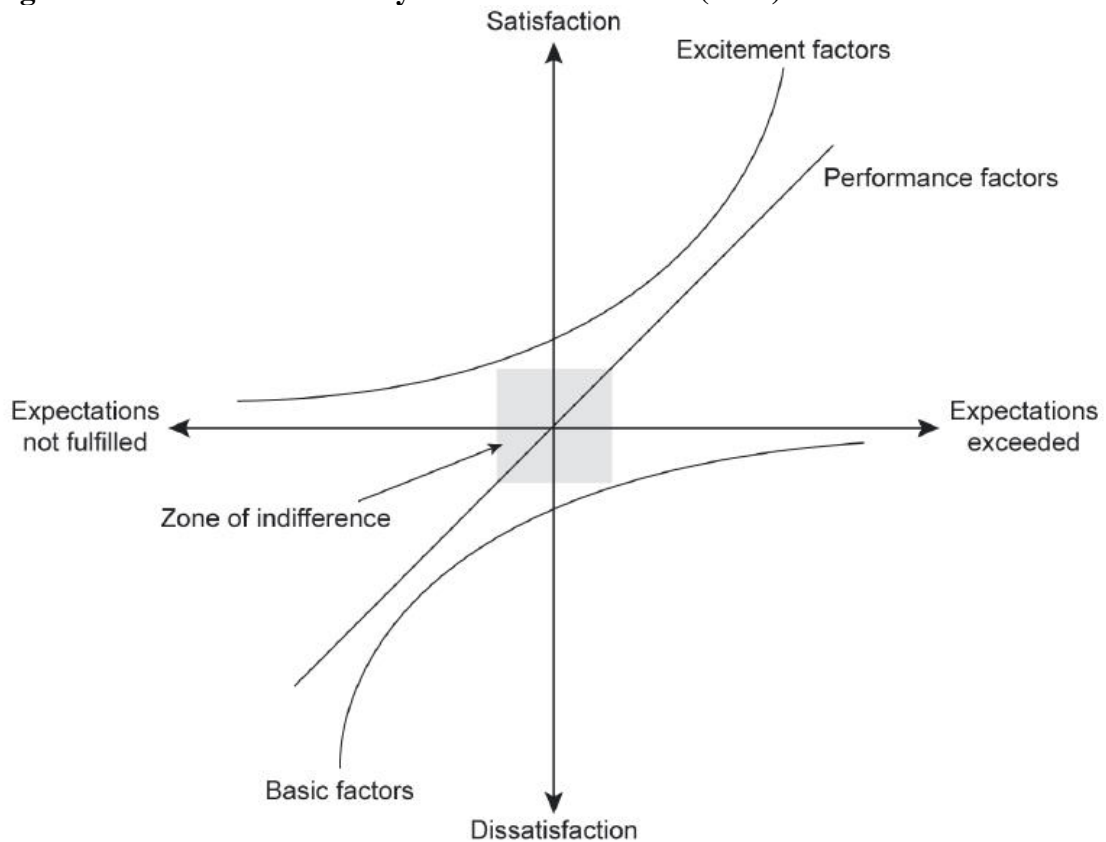
The information required to meet all three objectives of this thesis regarding the support provided by John Deere AMS will be gathered by surveying John Deere dealers on their satisfaction with the support tools and services. This thesis will utilize John Deere surveying processes and methods to collect information from John Deere dealerships. The survey will ask dealers about their satisfaction with current tools and services provided, along with any new avenues and/or tools the dealers would like John Deere AMS to provide.

CHAPTER 2: LITERATURE REVIEW

Research on customer satisfaction for a product and/or service has been widely completed for all types of businesses and industries. The dealer satisfaction of the manufacturer who supplies the product and/or service has not been widely researched. However, Staus and Becker completed a study that focused on agricultural machinery dealers in Europe (2012). This study investigated the factors that affect an agricultural machinery dealer's satisfaction with the manufacturers who produce the products the dealer sells and/or services. This study used the Kano (1984) three factor model to explain the different attributes of dealer satisfaction and how these three factors (dissatisfiers/basic, satisfiers/excitement, and performance factors) can be managed to achieve higher results (Staus and Becker 2012).

The dissatisfiers/basic factors are those attributes the dealer expects from the manufacturer and by meeting these factors it does not increase the dealer satisfaction, but if the manufacturer does not meet these factors it can result in dissatisfaction. The satisfiers/excitement factors can lead to an increase of satisfaction, but since these factors are not expected by the dealer, manufacturers that do not meet these factors will not experience a decrease in satisfaction. The performance factors are those attributes the dealer expects from the manufacturer, which can increase or decrease satisfaction (Staus and Becker 2012).

Figure 2.1: Three-factor theory based on Kano et al. (1984)



Source: (Staus and Becker 2012)

The Staus and Becker study focused on the overall satisfaction of manufacturers by gathering dealers' opinions through a survey that focused on eight dimensions of dealer's interaction with the manufacturer. Two of the dimensions of the study, "after-sales methods and service methods" and "support in garage and at service" are closely related to the investigation of John Deere dealers' satisfaction with product support tools and services. Staus and Becker concluded the "after-sales methods and service methods" dimension was a dissatisfiers/basic factor, which are attributes the dealer expects from the manufacturers and by not meeting these expectations it can result in dissatisfaction. The results for the "support in garage and at service" dimension were not consistent, therefore

the authors concluded the dimension did not have an influence in the overall satisfaction or the results were inconclusive (Staus and Becker 2012).

The North American Equipment Dealers Association (NAEDA) conducts an annual dealer-manufacturer survey to collect information from dealers about their interaction and satisfaction with their suppliers of agricultural products. This survey allowed dealers from the U.S. and Canada to rate their five most significant equipment line they sale and/or support from a drop down of 62 manufactures of agriculture, light industrial/construction and outdoor power equipment. The survey asks dealers to rate manufactures on twelve different dimensions based on a scale from 1 to 7, seven being the highest rating. These dimensions are associated with the main interactions dealers have with the product manufacturers (North American Equipment Dealers Association 2013). The survey includes two dimensions, “product technical support” and “product quality” which are closely related to my thesis.

The 2013 NAEDA survey stated that John Deere had a score of 4.83 in the “product technical support” dimension. In the same year the average score in “product technical support” for major tractor manufacturers was 4.44. For the “product quality” dimension, John Deere received a score of 5.34, and the major tractor manufacturers had an average score of 5.05 (North American Equipment Dealers Association 2013). The NAEDA dealer-manufacturer survey focuses on all products and services provided by John Deere and it is not specific to one platform (i.e. factory). This thesis will allow us to explore factors specific to John Deere AMS product support, rather than all of John Deere product support.

Product support tools and services provided to dealers are not only critical to the dealers' success, but ultimately the manufacturer's success. In the article by Lele and Karmarkar, the authors state that by identifying customer expectations of support and meeting those expectations, the result can be a successful marketing campaign (1983). "When making purchases, customers often believe they are buying more than the physical item; they also have expectations about the level of postpurchase support the product carries with it" (Lele and Karmarkar 1983, 124).

Lele and Karmarkar (1983) focus on the strategies to support the customer, but many of the same principals can be applied to a manufacturer supporting a dealer. To be successful at product support, the company must first identify customer/dealer expectations and then develop cost-effective product support strategies to meet those expectations. In an effort to develop product support strategies, a company must relate the customer/dealer expectations into measurable attributes or metrics. Once a metric is identified, product support strategies can be implemented to meet customer/dealer expectations (Lele and Karmarkar 1983).

Manufacturers must weigh the trade-offs of support strategies and choose between the effectiveness of meeting customer expectations and the cost of implementing the support strategy. Since every support strategy has an impact on cost, companies need to be aware of diminishing returns from a strategy, "...beyond a certain point, further improvements are increasingly ineffective" (Lele and Karmarkar 1983, 128).

In the article by Hauser and Katz (1998) the thesis is that every metric will affect actions and decisions within a company. Before implementing metrics around the product support strategy, the company must evaluate if the metrics are going to be the "right"

metrics for success. The authors outline seven pitfalls of metrics and seven steps to creating good metrics:

1. Start by listening to the customer
2. Understand the job
3. Understand the interrelationships
4. Understand the linkages
5. Test the correlations and test manager and employee reaction
6. Involve managers and employees
7. Seek new paradigms

The first step to create good metrics is to listen to the customer (Hauser and Katz 1998), which is also a critical step to create a product support strategy.

CHAPTER 3: THEORY

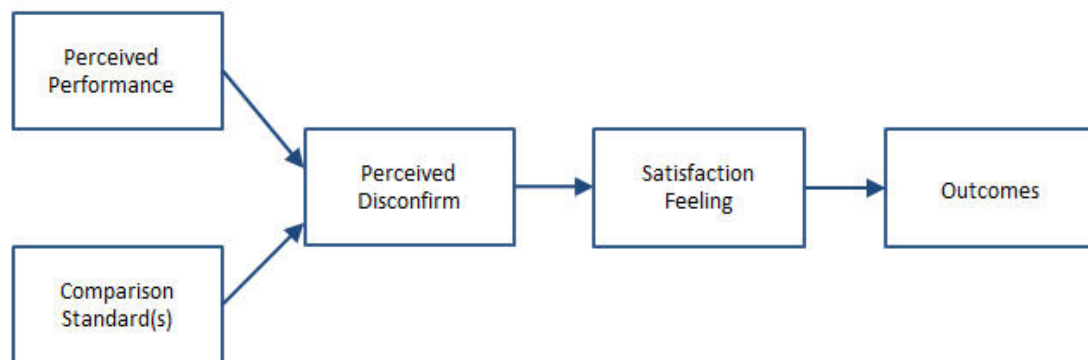
John Deere AMS is focused on ensuring their products are meeting the customers' expectations by gathering feedback through the Customer Satisfaction Index (CSI) process. This process includes sending a survey to the customer six months after the product has been purchased. The six month delay allows for users to have enough time to use the product for several months to allow a full product experience. The CSI survey focuses on product performance, but includes a question asking the customer to rate their sales and support experience with the John Deere dealer who sold the product. This CSI process is executed by John Deere to receive feedback directly from the customer regarding the product's performance, but it does not capture the feedback directly from the dealer who supports the product after the sale.

The ability for John Deere dealers to support the product after the sale has been a major contributing factor in the success that John Deere has experienced over the 176 year history of the company. The John Deere dealers' involvement is vital to John Deere's future success as the dealers are the front line of support for products and services. To assist John Deere dealers with providing support to the end users, John Deere AMS provides tools and services, such as operator's manuals, technical manuals, integrated diagnostic product codes, and technical support centers to allow the dealers to effectively and efficiently resolve end users' product issues. Even though John Deere surveys the end users on their product experiences, John Deere does not actively survey dealers regarding the product support tools and services John Deere AMS provides to them. To understand John Deere dealers' satisfaction with John Deere AMS Product Support, customer

satisfaction conceptual framework can be used to understand how a John Deere dealer arrives at the judgment of being satisfied or dissatisfied with the support John Deere AMS Product Support provides. For the purpose of this study the John Deere dealer is the “customer” of the John Deere Product Support department, since the dealer is the end user of the John Deere AMS Product Support tools and services.

The conceptual framework for customer satisfaction that is most applicable to this study is the Traditional Macro Framework, as it provides a high level overview of the different components that contribute to the dealers’ satisfaction with the product support provided by John Deere AMS.

Figure 3.1: Traditional Macro Framework of Customer Satisfaction



Source: (Hom 2000)

The dealers’ perceived performance can be attributed to multiple sources that includes his/her previous experience(s) with John Deere AMS Product Support and/or other dealers that have shared their John Deere AMS Product Support experience(s) (Figure 3.1). The comparison standard(s) can come from several sources, including a dealer’s interaction with other John Deere factories and/or a dealer’s knowledge of a competitor’s product support practices. The perceived disconfirmation consist of the

current experience the dealer has with John Deere AMS Product Support, which perceived performance and comparison standard(s) directly affect. The satisfaction feeling accounts for the different satisfaction levels the dealer may have with the different support avenues (i.e. product manuals, technical documents, direct contact with the factory, etc.) that make up the overall John Deere AMS product support experience. Outcomes, the last component of the Traditional Macro Framework of Customer Satisfaction, are the actions by the dealer as a result of the dealers' satisfaction level. These outcomes can include the dealer sharing his/her experience with other dealers and/or voicing his/her concerns with the John Deere AMS Product Support department.

CHAPTER 4: METHODS

4.1 Objectives

The objectives of this study are to identify support opportunities by understanding John Deere dealerships' satisfaction with the current support John Deere AMS provides, along with understanding what tools or services dealers use to attempt to resolve AMS product issues. In order to receive this feedback directly from employees at the John Deere dealerships that have utilized John Deere Product Support tools and services, a survey (See Appendix B) was sent to dealer employees to understand their perceptions with product support tools available to them when they attempt to resolve an AMS product issue. This survey was created and distributed with the assistance of an internal John Deere department that focuses on enterprise market research, such as this topic of study.

4.2 Data Collection – Survey Question Development

To develop an effective survey that meets the purposes of the thesis, the study's objectives and information on the available support sources were shared with the John Deere Enterprise Market Research (EMR) department. With this information the EMR department created the questions and structure of the survey. The survey was divided into two sections, one focusing on the progression of what support sources the dealers use to resolve an issue and the second on the overall dealer's perception of AMS Product Support sources. The questions in the first section were designed around the dealer focusing on one problem they attempted to the resolved in the past three months. The second section's questions were created to understand the dealer's satisfaction of the specific support

sources, what improvements can be made to the specific support source and the overall AMS Product Support strategy.

4.3 Data Collection - Survey

To identify individuals at the John Deere dealerships that were good candidates to provide feedback regarding John Deere AMS Product Support tools and services, a list of dealer employees from North America, Europe, and South America who have been in direct contact with John Deere AMS through the Dealer Technical Assistance Center (DTAC) or the Global Support Center (GSC) was gleaned from the case management database. Dealer employees who submitted a DTAC case in the past twelve months (January 1, 2013 to December 31, 2013) were sent the survey. In addition, those dealership employees who utilized the John Deere AMS GSC in the past six months (July 1, 2013 to December 31, 2013) were also sent the survey. The survey was sent to the dealer employee's email address that was included in the contact information within the DTAC and GSC case. After the duplicate email addresses were removed from the list, the survey was sent to a total of 620 unique email addresses on January 27, 2014 and the survey was available until February 9, 2014.

The email to the dealer included a link to a website that contained the survey, which focused on capturing three items of feedback:

- Identify which support tools or services dealers prefer to use when resolving AMS product issues.
- The performance of the individual product support tools and services John Deere AMS provides.

- Identify areas of opportunity to increase the level of satisfaction with the AMS support tools and services to drive faster problem resolution.

The online survey was interactive, which allowed the survey to be tailored to the individual that is responding to the questions. Depending how the survey participant answered a question; the next question would either follow up on the previous answer or move on to the next section of the survey. The first question asked the respondents if they have attempted to resolve an AMS product issue in the past three months. If the respondent answered yes, then they would be asked a series of questions on what support tools or services they used in their attempted to resolve the issue, and if they were successful at resolving the issue with this tool or service, if not, why didn't the tool or service help resolve the issue. This sequence of questions continued until the respondent answered that a specific support tool or service resolved the issue. If the respondent answered they did not attempt to resolve an AMS product issue in the past three months, the survey was complete and the participant was not asked another question. The final series of questions asked the respondents to rate each of the eight individual product support tools and services John Deere AMS provides and allowed the respondent to select from a prepopulated list of concerns they have with the tools or services. The survey also included free form entry fields which allowed the respondents to enter product support tools or services not listed on the survey and also how to improve the support tools and services beyond the prepopulated list.

4.4 Procedures

Once the survey was closed, the internal John Deere group that conducted the survey provided a summary report of the results and the raw survey data in Microsoft® Excel format. The data was organized and graphs were created within Excel to provide a visually representation of the different aspects of the survey. The qualitative data collected through the free form entry fields in the survey were categorized and organized with similar comments to identify trends.

4.4 Survey Limitations

In an effort to minimize the length of the survey and focus on the support sources dealers utilize to resolve AMS product issues, demographic questions (i.e. dealer location, dealer job title, years of experience, etc.) were not included in the survey. The lack of demographic data limits the analysis that can be completed to understand if geographic location, job title, or experience impacts what support sources dealers use to resolve product issues. Without this demographic data, it is also difficult to determine how representative this sample is among the population of John Deere dealers.

The draft copy of the online survey included a question regarding the dealer's overall satisfaction with AMS Product Support. The survey that was sent to dealers had this overall AMS Product Support satisfaction question mistakenly removed. Therefore, satisfaction of the individual support sources could not be compared against the dealers' overall satisfaction of AMS Product Support.

CHAPTER 5: SURVEY DATA RESULTS

5.1 Survey Results: Introduction

The survey was emailed to 612 John Deere dealers on January 27, 2014 and remained available until February 9, 2014. The email invitation (See Appendix B) included a brief introduction to why the survey was being conducted and a link to a website that hosted the survey. Reminder emails were sent on February 3, 2014 and February 6, 2014 to encourage dealers to complete the survey. The survey was started by 202 individuals (33% of the invited dealers), 58 of these dealers did not qualify as a result of the first survey question asking if the participant had an issue with an AMS product or service in the past 3 months. Eighty-six dealers completed the survey, which resulted in a 14.05% completion rate. The remaining 58 participants who qualified to take the survey failed to complete the survey.

The survey focused on the progression of what sources a John Deere dealer would use to resolve an AMS product issue. The survey participants were provided a pre-populated list of product support sources for problem resolution and the ability to manually enter other sources if they were not included within the prepopulated list, which included:

- Product Error/Trouble Codes
- Product Manuals
- StellarSupport.com (General)
- StellarSupport.com (Dealer Corner)
- Application Help
- AMS Product Information in Service ADVISOR:

- Global Support Center (GSC)
- Dealer Technical Assistance Center (DTAC) Solutions
- DTAC Case
- Trial and Error
- Other Dealer Personnel
- Other Personnel Not At the Dealership
- John Deere Other
- The Internet
- Other (Free entry field)
- John Deere Field Staff

5.2 Survey Results: Product Issues

The survey asked the respondents to manually enter in a brief description of an AMS product issue they experienced in the past three months, in an effort to have the dealer focus on how they solved this issue for the purpose of the survey. After the survey results were captured, they were manually divided into two categories: hardware issues and software issues. Hardware refers to AMS products that have physical hardware, even though all use internal software to complete their intended use. Software refers to those products that do not have physical hardware and are software programs or websites. Out of the 86 issues submitted by the survey participants, 67 were hardware and 19 were software related product issues.

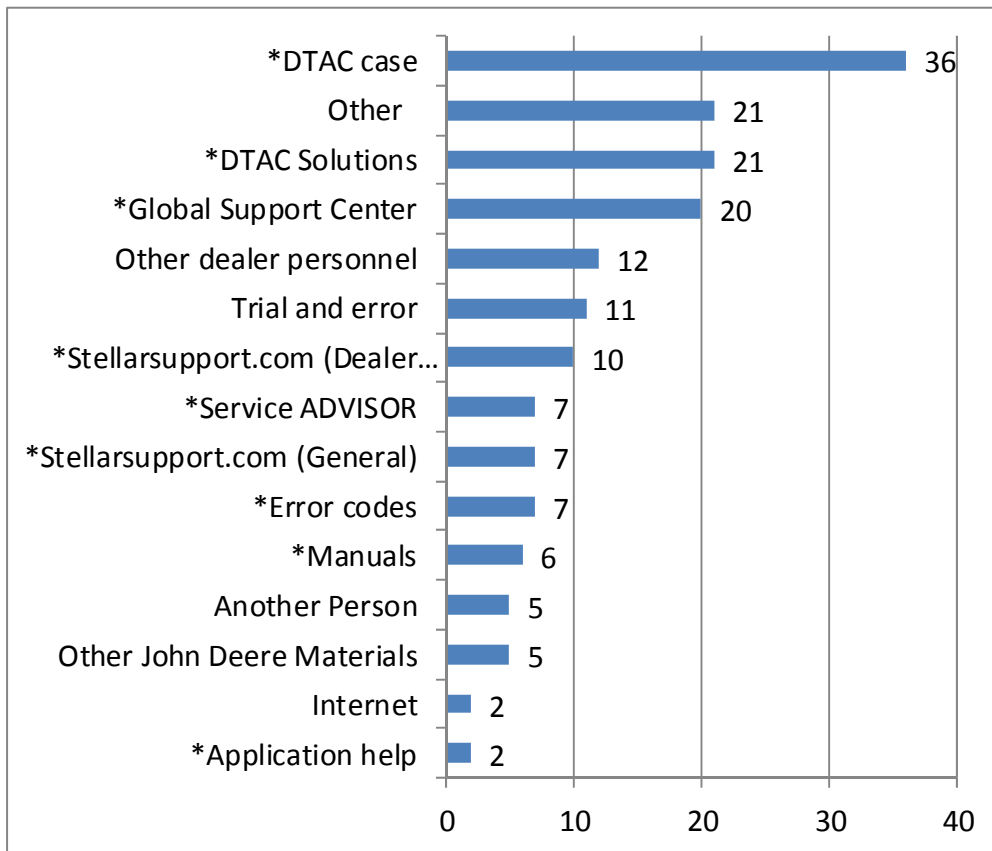
Even though the brief description of the product issue was captured, it did not have any bearing on how the survey was conducted. It is important to note that many of the

AMS products do not have the same product support information available and some AMS products are more complex than others, which may result in an increased level of difficulty when resolving a product issue.

5.3 Survey Results: Sources Overview

From the 86 survey participants, the dealers consulted on average 2.0 sources when attempting to resolve a product issue. The support source with the highest use frequency was a DTAC case, which is the highest level of support John Deere AMS provides for hardware issues (Figure 5.1). Since 77.9% of the issues dealers submitted for this survey were hardware related, it is logical that DTAC was the most used support source.

Figure 5.1: Frequency of Support Sources Consulted



*AMS Product Support Source

The survey examined what sources and how many sources dealers used to resolve an AMS product issue. Out of the 86 respondents, the number of sources consulted ranged from 1 source to 5 sources to resolve the product issue. The progression of the survey asked the respondents to answer if the support source: resolved the issue, did not resolve the issue, or partially resolved the issue. Participants were only asked what support source they used next if they did not state that the previous support source resolved the issue, submitted a DTAC case, or concluded there was no solution to their product issue. Table 5.1 summarizes the number of respondents for the number of different support sources utilized and if the product issues were resolved. It is important to note that 17 dealers (19.7%) concluded there was no solution to their product issue (Table 5.2).

Table 5.1: Issue Resolution by Number of Support Source Utilized

	Respondents	Yes	Yes & No	No
First Support Source Used	86	16	44	26
Second Support Source Used	37	13	17	7
Third Support Source Used	16	8	4	4
Fourth Support Source Used	3	2	1	0
Fifth Support Source Used	1	1	0	0

Table 5.2: Last Support Source Used by Dealers When Product Issue is Resolved

	Number of Dealers
DTAC case submitted	23
Concluded there was no solution to the issue	17
More trial and error work or crafting a ‘work around’ fix	8
Talking with someone else at the dealership	7
John Deere AMS Global Support Cent (GSC)	7
DTAC Solution	4
Talking with someone else not at the dealership	3
Other John Deere electronic / internet materials or sites	2
SSC	1
Emailed solutions specialist	1
Stellarsupport.com — Dealer Corner	1
Got my TCSM and Solution Specialist involved	1
Time fixed the problem	1
Contacted AMS specialist at John Deere	1
Stayed In Contact w/ Territory Specialist	1
Ag Express Electronics	1
Customer would not let me continue	1
Customer pulled out system	1
Talking with the technical product specialist of the branch	1
Called support	1
General search of the internet	1
Service ADVISOR	1
Manuals (e.g., e.g., technical manual, owner's manual)	1

There were 10 different support sources that provided a resolution for the product issues dealers submitted through this survey. Out of the 10 different support sources, the 5 resolutions that provided the most problem resolutions accounted for 55.9% of the total sources (Appendix A, Table 1). When the 17 product issues the dealers concluded there

was no solution for are removed from the 86 total issues, the five support sources that provided the most problem resolutions accounted for 81.0% of the total resolutions.

All dealers that participated in the survey were asked to provide their satisfaction with the AMS support sources (Table 5.3), no matter if they indicate they used the support source to resolve the specific product issue or not. Dealer were asked to rate the support sources on a scale of 1-5, 1 being very dissatisfied and 5 being very satisfied. A paired t-test was conducted on the source satisfaction data to determine if the data sets differ from each other in a significant way. The p-values of this test indicate the mean differences are not different from 0.

Table 5.3: Support Sources Satisfaction

	Avg. satisfaction	Number of dealers who provided a satisfaction rating*	Percentage of dealers who provided a rating of a 4**	Percentage of dealers who provided a rating of a 5**
DTAC	3.84	80	24%	35%
Service ADVISOR	3.78	72	38%	19%
StellarSupport	3.68	84	37%	23%
Error Codes	3.64	76	38%	17%
Field Teams	3.61	75	31%	24%
GSC	3.61	70	27%	22%
Product Manuals	3.54	83	41%	16%
Application Help	3.51	74	35%	14%

A scale of 1-5, 1 being very dissatisfied and 5 being very satisfied

* Dealer selected “I have not used this source enough to comment” were removed

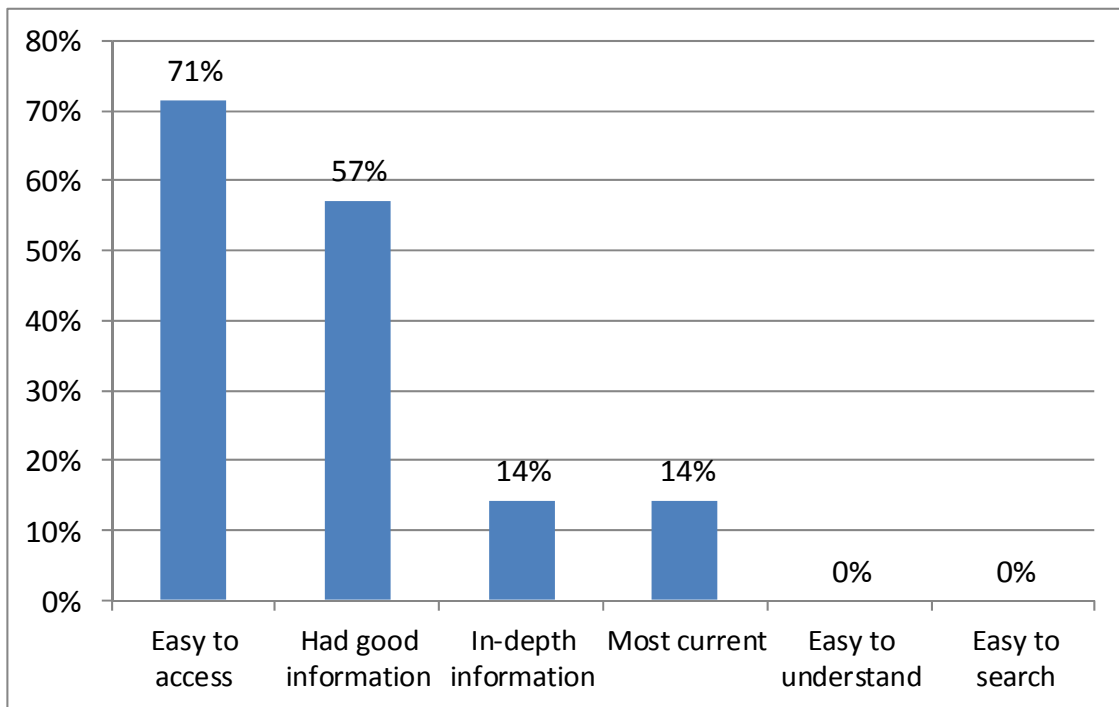
** Percentage calculated from all 86 participants

5.4 Survey Results: Error Codes

In many cases error codes are available directly from the user interface of the product and provide the dealer a code to reference or text describing the issue. Not all

AMS products include error codes or the same quality of information accompanying the error code. The survey results show error codes were only used as the first support source and used only by 8.1% of the dealers (Appendix A, Table 1). For those dealers that elected to use error codes in an attempt to resolve the product issue, the top two responses to why error codes were consulted were “Easy to access” and “Had good information in the past” (Figure 5.2).

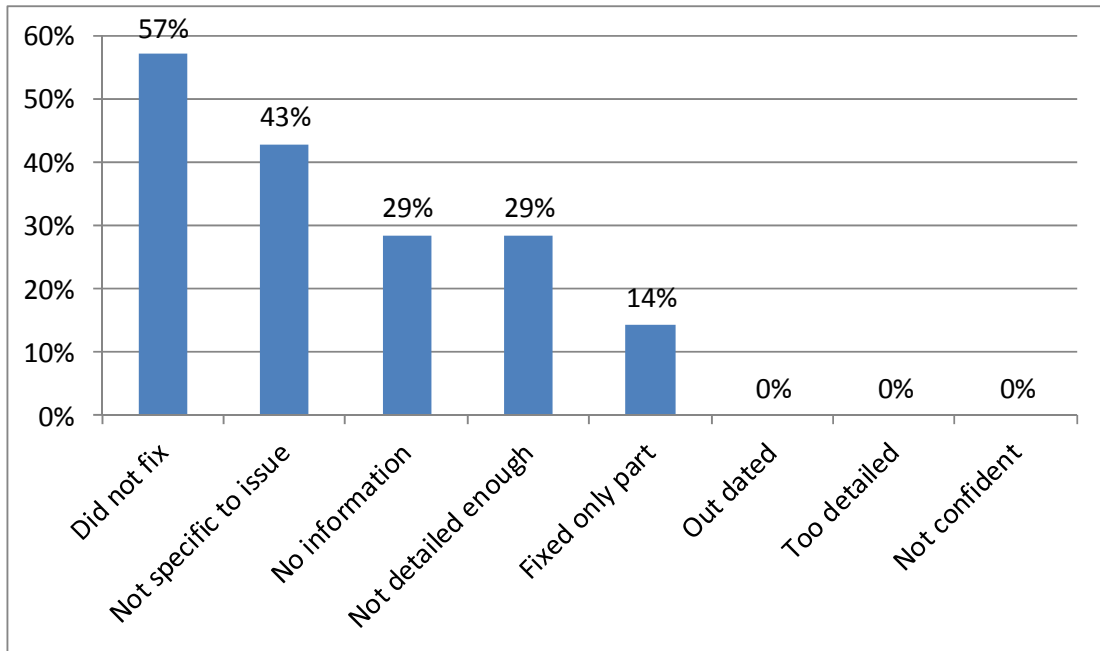
Figure 5.2: Why were Error Codes Consulted?



Percentages do not sum to 100% because multiple responses were allowed

Error codes alone did not fully resolve the product issue for any of the dealers, as 57.1% of the dealers stated error codes did not fix the issue and 42.9% stated the issue was only partially resolved (Appendix A, Table 1). The top responses as to why the dealers consulted another source beyond error codes were “Did not fix the issue” and the error codes were “not specific to the issue” (Figure 5.3).

Figure 5.3: Why was an Additional Source Consulted beyond Error Codes?

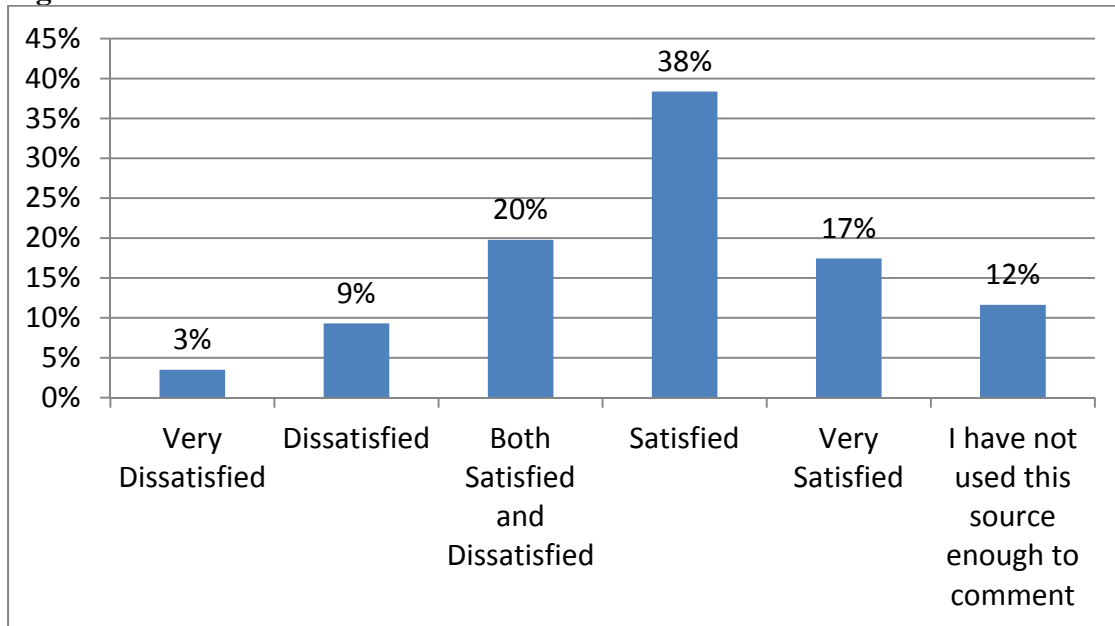


Percentages do not sum to 100% because multiple responses were allowed

All dealers that participated in the survey were provided the opportunity to indicate their satisfaction with error codes (Figure 5.4), no matter if they indicated they used error codes to resolve the specific product issue or not. Forty-eight (55.8%) dealers gave error codes a rating of either satisfied or very satisfied when asked about their satisfaction. The average satisfaction for error codes was 3.64 on a scale of 1-5, 1 being very dissatisfied and 5 being very satisfied (Figure 5.4).

When asked their satisfaction with error codes, 12% of the total participants indicated they had not used this source enough for any issue resolution to comment, this percentage was removed from the average satisfaction calculation. When asked what needs to be improved for error codes, the number one answer with 29% were error codes do not provide enough detail.

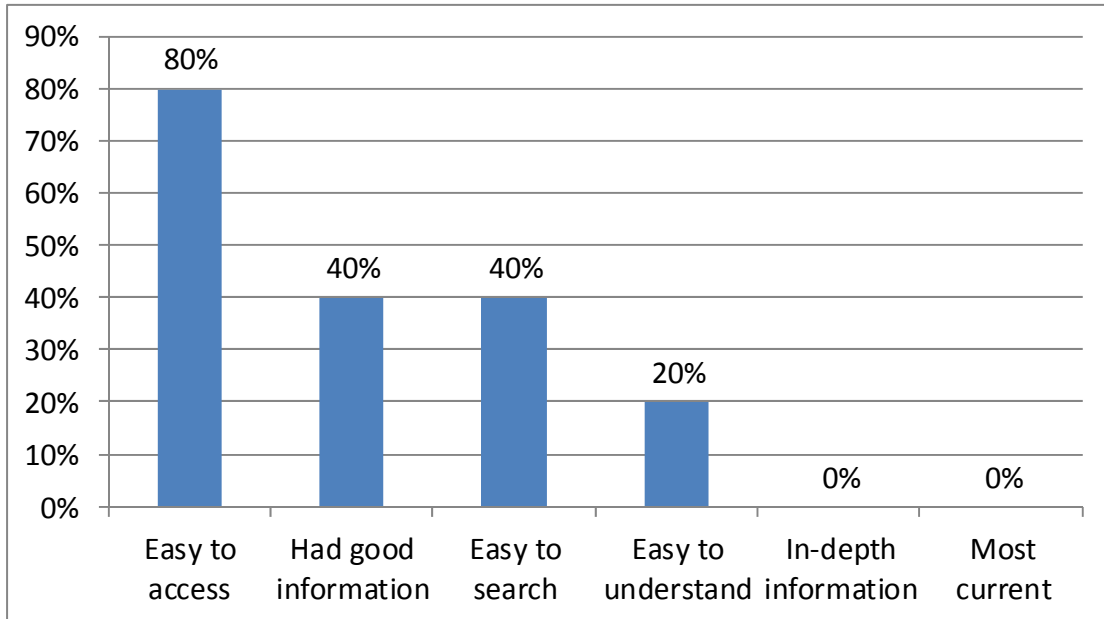
Figure 5.4: Dealer Satisfaction with Error Codes



5.5 Survey Results: Product Manuals

John Deere AMS offers multiple types of product manuals: operator’s manuals, technical manuals, installation manuals, etc. Product manuals can be in paper form or an electronic version available from a variety of sources (e.g., John Deere websites, Service ADVISOR diagnostic software). Dealers specified they used product manuals 6.9% of the time to resolve a product issue and they only used them in the first two support sources (Appendix A, Table 1). The overwhelming reason why dealers chose to use product manuals when attempting to resolve an issue was due to “Easy Access” (Figure 5.5).

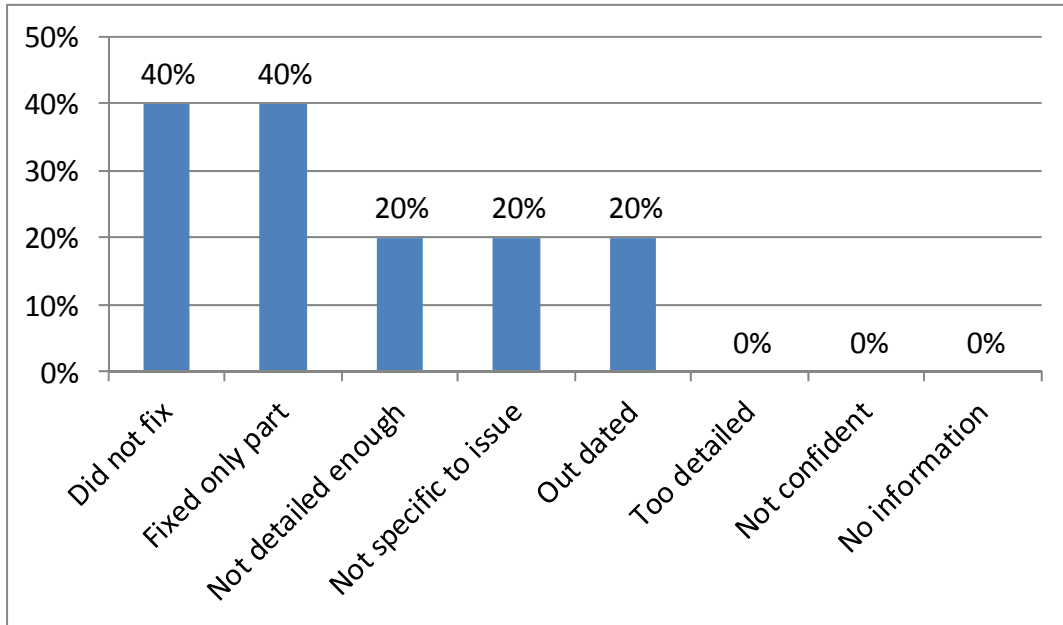
Figure 5.5: Why were Product Manuals Consulted?



Percentages do not sum to 100% because multiple responses were allowed

The survey indicates product manuals did not fully resolve any product issues, as 40% of the dealers stated the problem was not resolved and 60% stated product manuals did not fully resolve the issue (Appendix A, Table 1). When asked why an additional source beyond product manuals were consulted, the top dealers' answers were "Did not fix the issue" and "Fixed only part of the issue" (Figure 5.6).

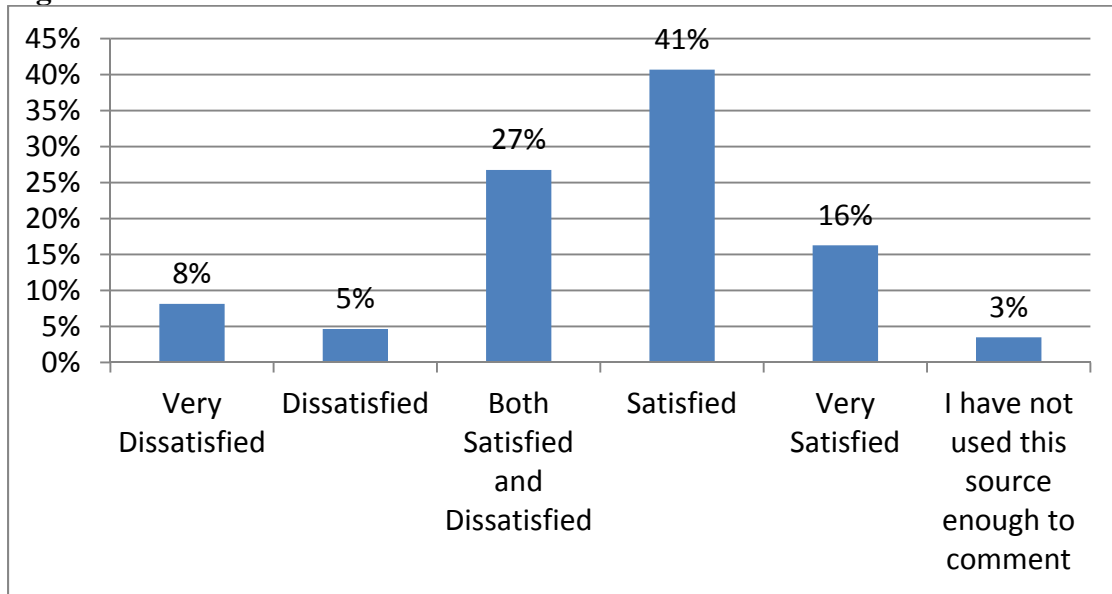
Figure 5.6: Why was an Additional Source Consulted beyond Product Manuals?



Percentages do not sum to 100% because multiple responses were allowed

All dealers that participated in the survey were provided the opportunity to indicate their satisfaction with product manuals (Figure 5.7), no matter if they indicated they used product manuals to resolve the specific product issue or not. Forty-nine (56.9%) dealers stated they were either satisfied or very satisfied with product manuals. The average satisfaction for product manuals was 3.54 on a scale of 1-5, 1 being very dissatisfied and 5 being very satisfied (Table 5.3). When asked their satisfaction with product manuals, 3% of the total participants indicated they had not used this source enough for any issue resolution to comment, this percentage was removed from the average satisfaction calculation. When asked what needs to be improve for product manuals, 21% of the dealers stated product manuals didn't provide enough detail.

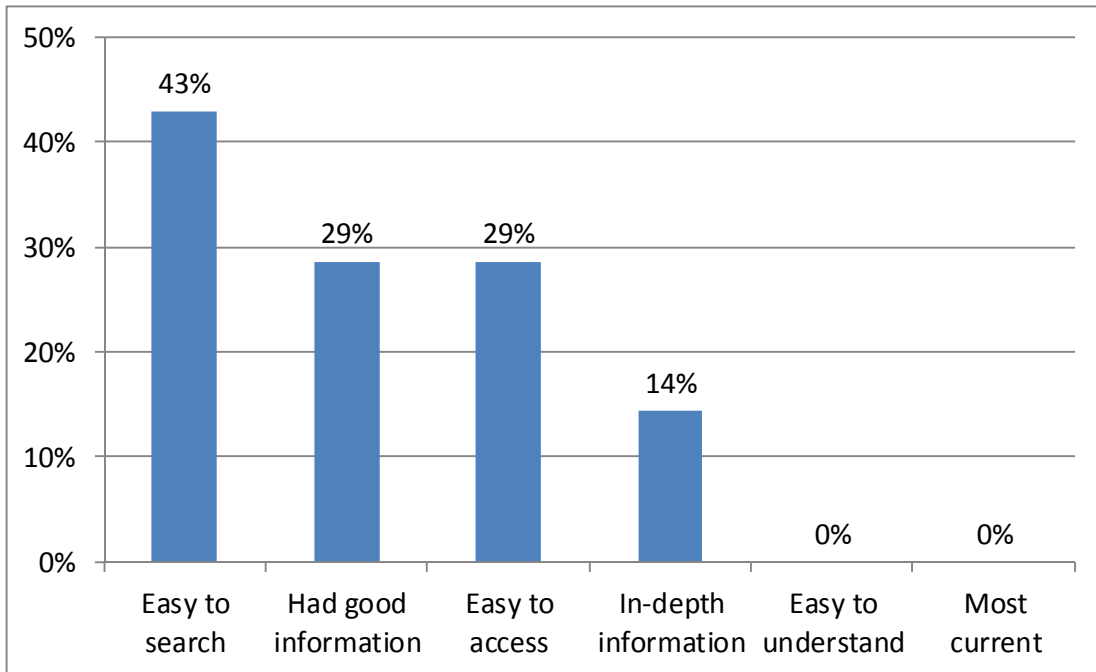
Figure 5.7: Dealer Satisfaction with Product Manuals



5.6 Survey Results: StellarSupport.com (General Area)

StellarSupport.com is a John Deere AMS hosted website that contains general product information that is available to anyone with internet access. Dealers referenced the general area of StellarSupport.com 8.1% of the time when attempting to resolve a product issue and they only used it within the first two support sources (Appendix A, Table 1). “Easy to search” was the number one reason why dealers consulted the general area of StellarSupport.com (Figure 5.8).

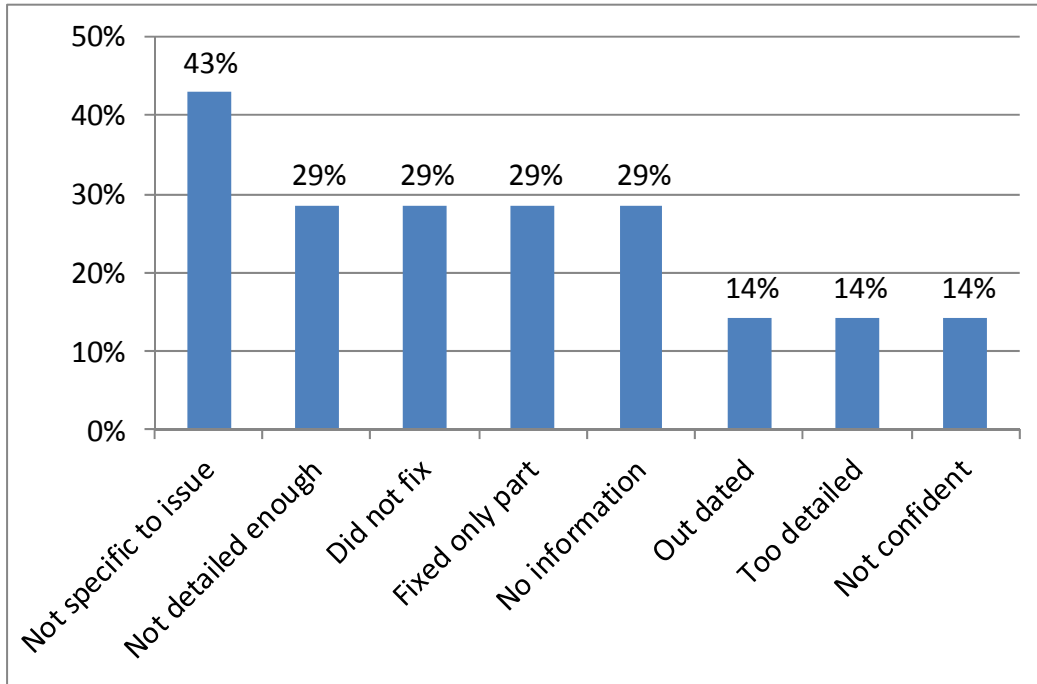
Figure 5.8: Why was StellarSupport.com (general area) Consulted?



Percentages do not sum to 100% because multiple responses were allowed

Dealers stated the general area of StellarSupport.com did not fully resolve any product issues, but 57.1% of the dealers said it provided a partial fix, while 42.9% stated it did not fix their issue (Appendix A, Table 1). As for why an additional source was needed beyond the general area of StellarSupport.com, the most popular response was the information was “Not specific to the product issue” with 43% of the dealers selecting this reason (Figure 5.9).

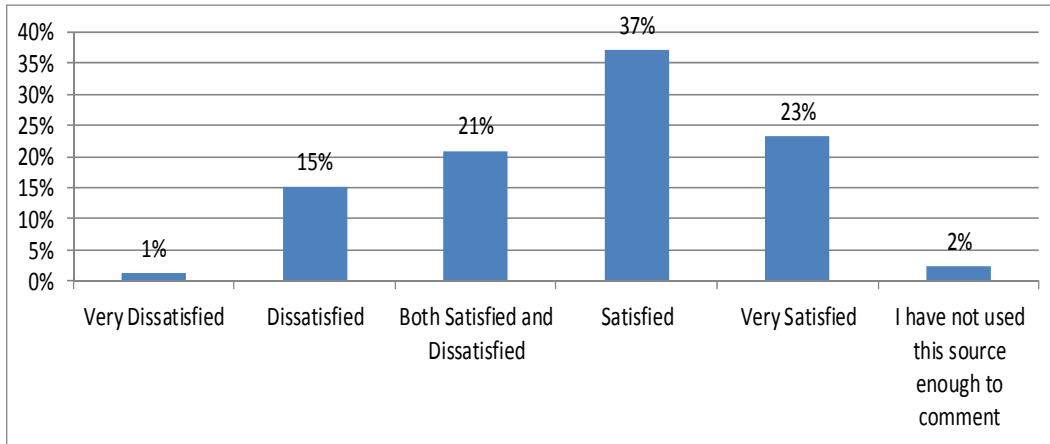
Figure 5.9: Why was an Additional Source Consulted beyond StellarSupport.com (General area)?



Percentages do not sum to 100% because multiple responses were allowed

All dealers that participated in the survey were provided the opportunity to indicate their satisfaction with StellarSupport.com (Figure 5.10), no matter if they indicated they used StellarSupport.com to resolve the specific product issue or not. Dealers were asked about their satisfaction with StellarSupport.com as a whole, rather than with the specific areas (e.g. general area, dealer corner) of the website. Fifty-one (59.3%) dealers selected they were either satisfied or very satisfied with StellarSupport.com. The average satisfaction was 3.68 on a scale of 1-5, 1 being very dissatisfied and 5 being very satisfied (Table 5.3). When asked their satisfaction with StellarSupport.com, 2% of the total participants indicated they had not used this source enough for any issue resolution to comment, this percentage was removed from the average satisfaction calculation. When asked what could be improved with StellarSupport.com, 23% of the dealers stated it was “too difficult to find an answer”.

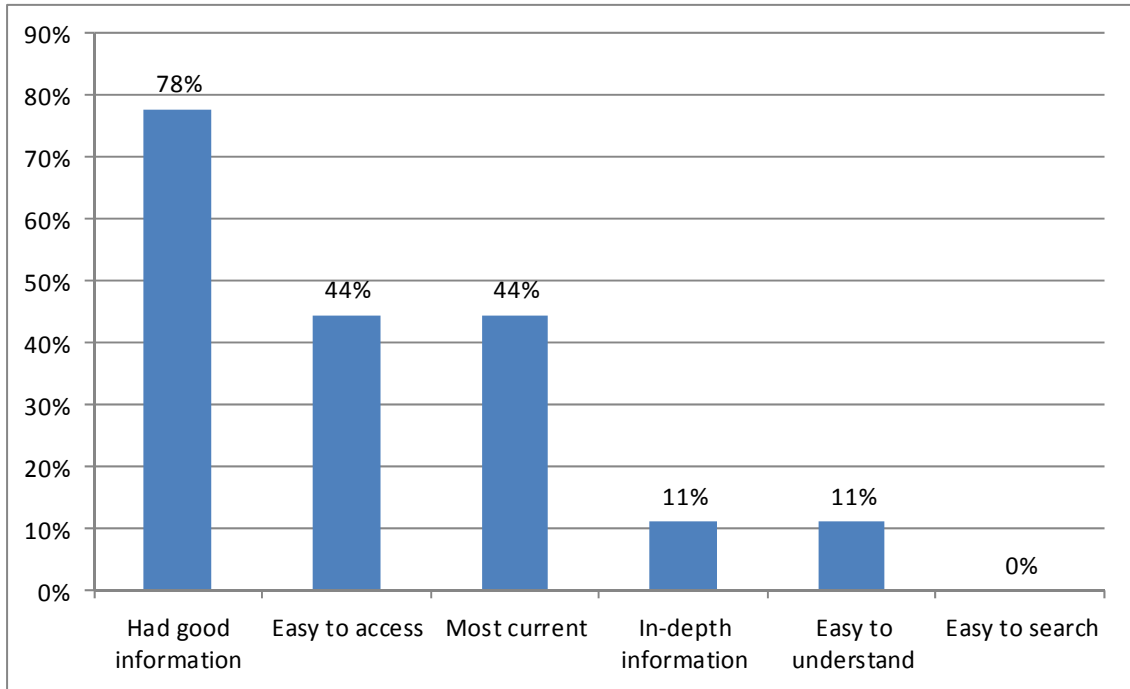
Figure 5.10: Dealer Satisfaction with StellarSupport.com



5.7 Survey Results: StellarSupport.com (Dealer Corner)

The Dealer Corner is a webpage within StellarSupport.com that is only available to John Deere dealers and contains information that is above and beyond what is available in the general area of StellarSupport.com. Dealer Corner within StellarSupport.com was used by 11.6% of the dealers, but it was only used within the first two support sources when attempting to resolve the product issues (Appendix A, Table 1). The number one reason why the Dealer Corner was consulted was “In the past it had good information” (Figure 5.11).

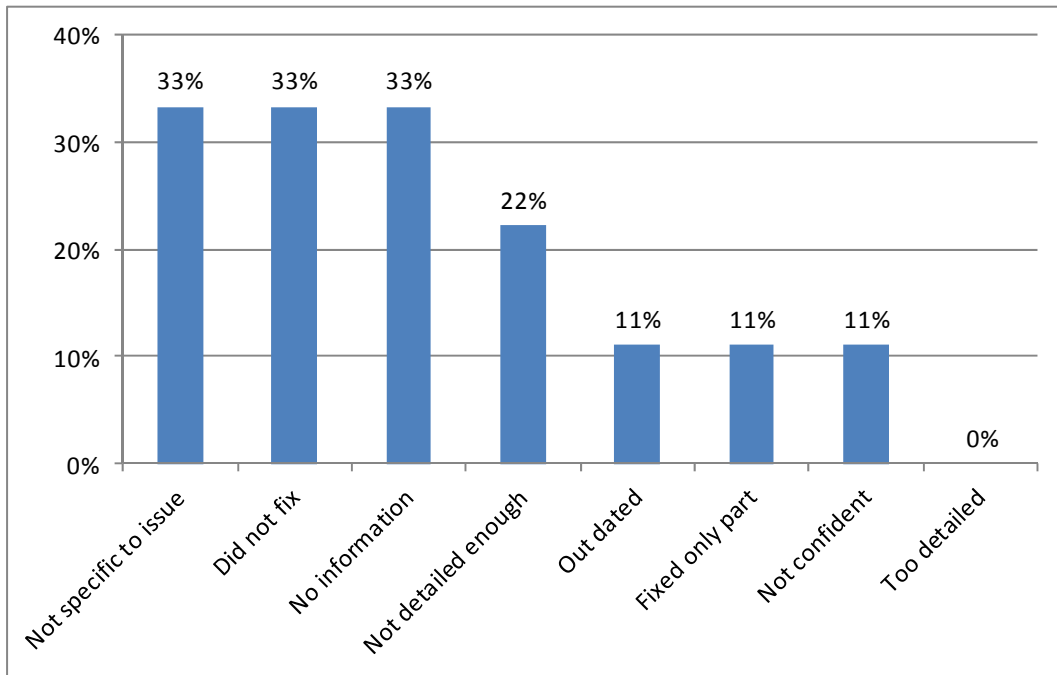
Figure 5.11: Why was StellarSupport.com (dealer corner) Consulted?



Percentages do not sum to 100% because multiple responses were allowed

Ten percent of the dealers who used the Dealer Corner of StellarSupport.com were able to resolve the product issue, 70% partially resolved the issue and 20% did not resolve the issue (Appendix A, Table 1). Three responses (not specific to issue, did not fix, no information could be found) tied for the most popular answers as to why an additional source was consulted beyond the Dealer Corner (Figure 5.12).

Figure 5.12: Why was an Additional Source Consulted beyond StellarSupport.com (Dealer Corner)?



Percentages do not sum to 100% because multiple responses were allowed

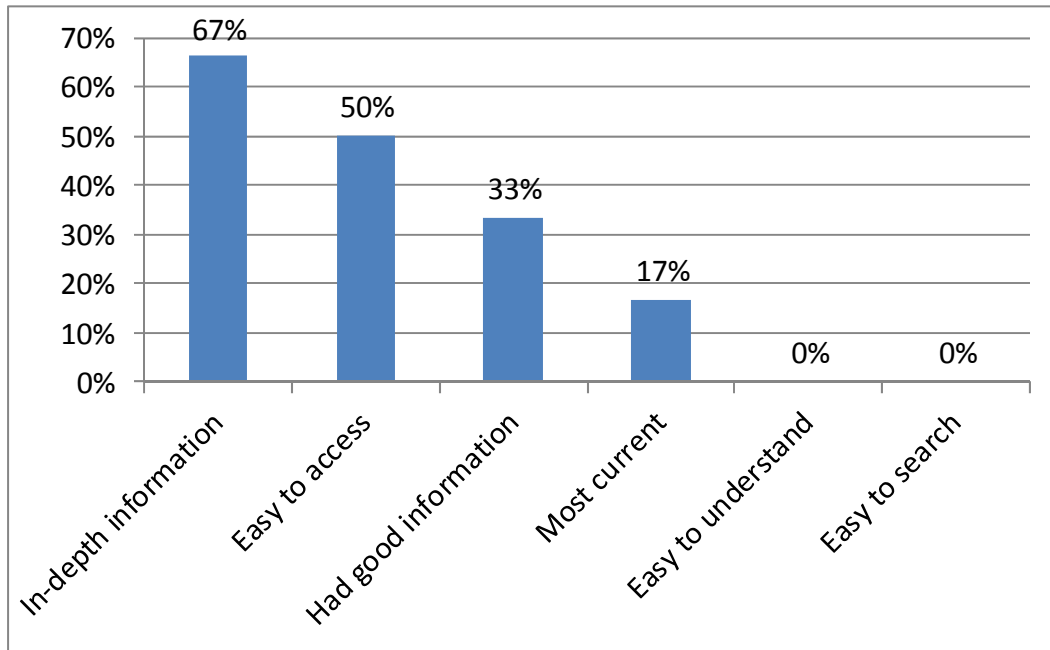
Dealers were asked about their satisfaction with StellarSupport.com as a whole, rather than with the specific areas (e.g. general area, dealer corner) of the site. See section 5.6 for the summary of the dealers' satisfaction of StellarSupport.com.

5.8 Survey Results: AMS Product Information within Service ADVISOR

Service ADVISOR is a John Deere software program that John Deere dealers can use to view product manuals and diagnostic steps to resolve product issues. There is product information contained within Service ADVISOR for the majority of the AMS products, excluding websites and software programs. Service ADVISOR was used by 8.1% of the dealers within the first two product support sources they consulted when they attempted to resolve an AMS product issue (Appendix A, Table 1). The number one

reason why the dealers chose to use Service ADVISOR was for the “in-depth information” it contained (Figure 5.13).

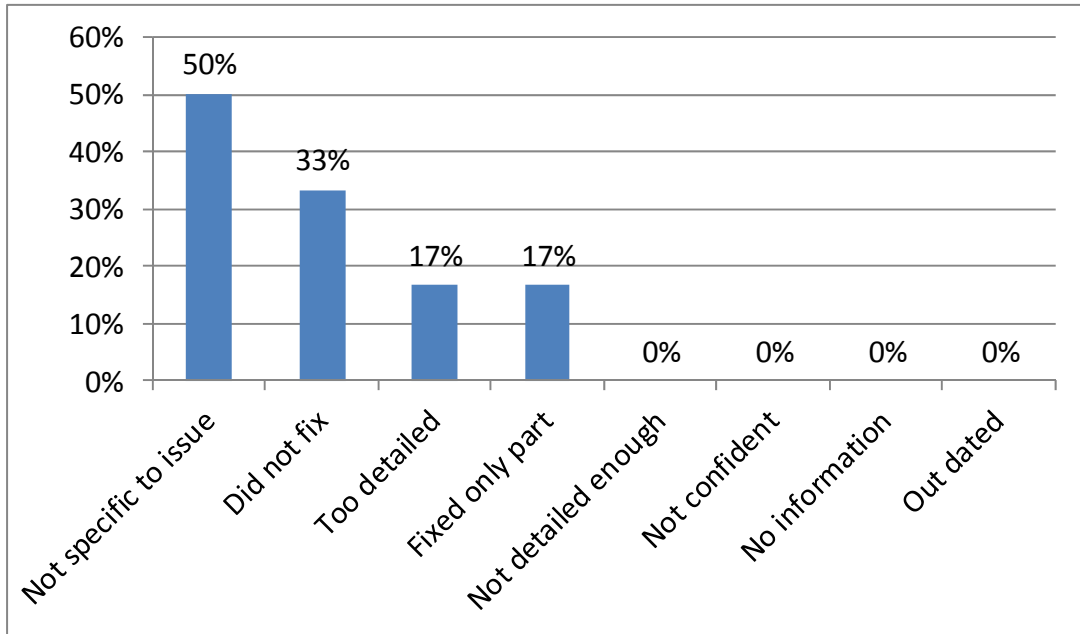
Figure 5.13: Why was Service ADVISOR Consulted?



Percentages do not sum to 100% because multiple responses were allowed

Out of the 7 dealers that used the information with Service ADVISOR, none of them were able to fully resolve their product issue, 83% stated it provided only a partial solution, while 17% stated it did not provide any type of solution to their issue (Appendix A, Table 1). Dealers expressed the number one reason why another support source was consulted after Service ADVISOR was the information was “not specific to issue” (Figure 5.14).

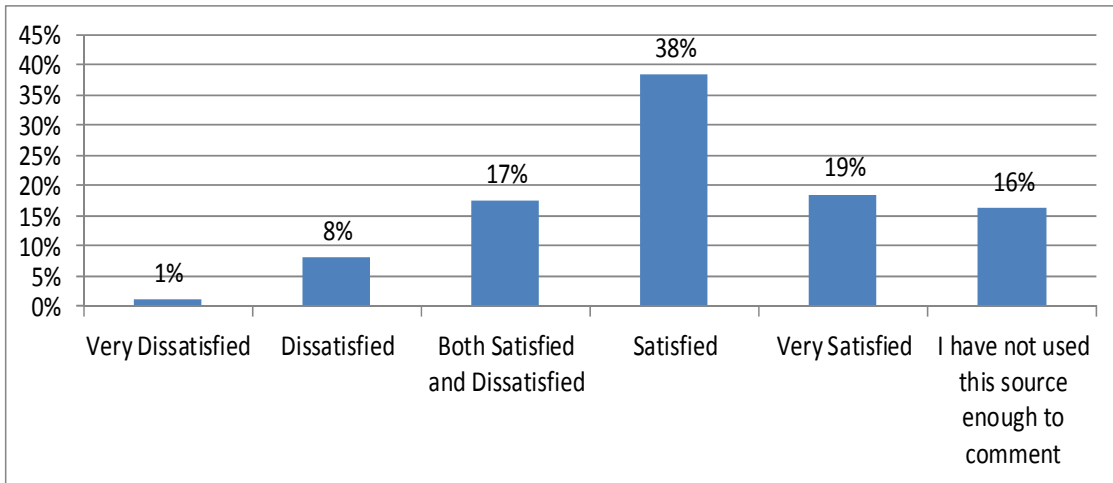
Figure 5.14: Why was an Additional Source Consulted beyond Service ADVISOR?



Percentages do not sum to 100% because multiple responses were allowed

All dealers that participated in the survey were provided the opportunity to indicate their satisfaction with Service ADVISOR (Figure 5.15), no matter if they indicated they used Service ADVISOR to resolve the specific product issue or not. Forty-nine (56.9%) dealers in this survey selected they were either satisfied or very satisfied with the AMS product information available within Service ADVISOR. The average satisfaction was 3.78 on a scale of 1-5, 1 being very dissatisfied and 5 being very satisfied (Table 5.3). When asked their satisfaction with Service ADVISOR, 16% of the total participants indicated they had not used this source enough for any issue resolution to comment, this percentage was removed from the average satisfaction calculation. When asked what needs to be improved for AMS product information within Service ADVISOR, the top dealer response was to improve the ability to find an answer to the product issue.

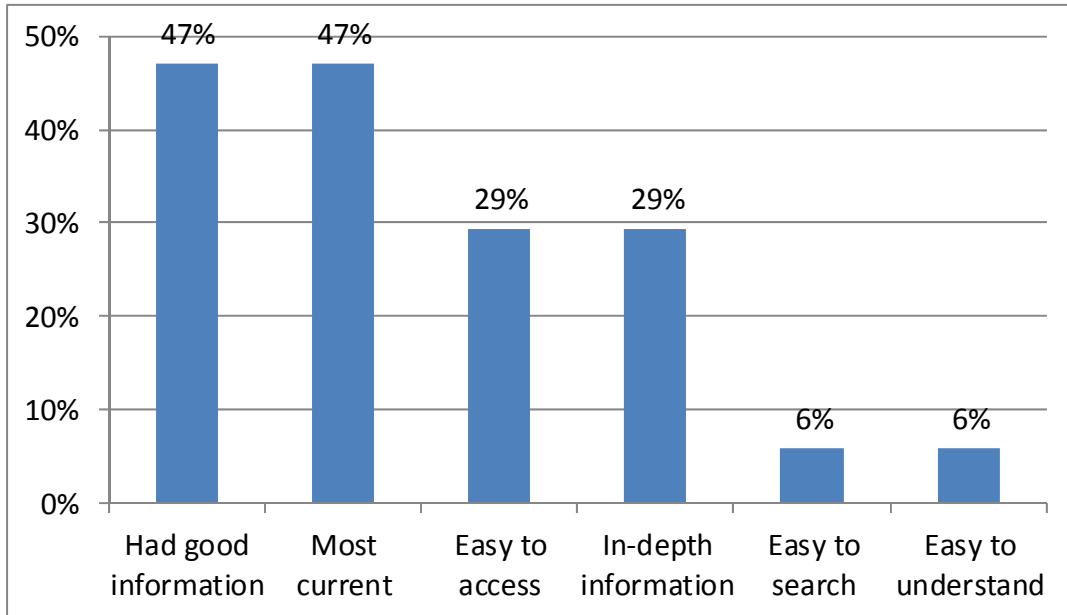
Figure 5.15: Dealer Satisfaction with AMS product information within Service ADVISOR



5.9 Survey Results: John Deere Global Support Center

The John Deere Global Support Center (GSC) is an AMS technical call center that is available 24 hours a day, 7 days a week. The majority of the support the GSC provides is dedicated to tier 1 and tier 2 software support, along with tier 1 hardware support. A total of 20 dealers indicated they used the GSC in an attempt to resolve their product issue and these dealers used the GSC within the first, second and third support sources (Appendix A, Table 1). Dealers that used the GSC stated the top two reasons why they used this support source was in the past it “had good information” and had the “most current” information (Figure 5.16).

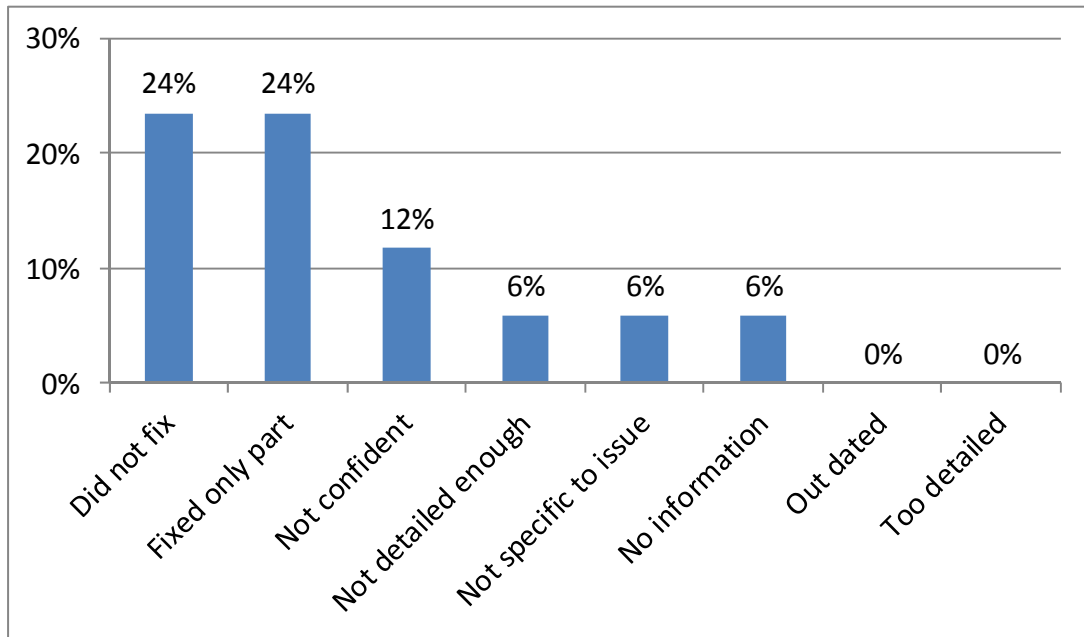
Figure 5.16: Why was the Global Support Center Consulted?



Percentages do not sum to 100% because multiple responses were allowed

For those dealers that used the GSC to resolve their product issue, 35% of the dealers reported their issue was resolved, 41% reported the issue was partially resolved and 24% stated the GSC did not resolve their issue (Appendix A, Table 1). The top responses from dealers regarding why an additional source was needed was the GSC “did not fix” the issue and the GSC “fixed only part” of the issue (Figure 5.17).

Figure 5.17: Why was an Additional Source Consulted beyond the Global Support Center?

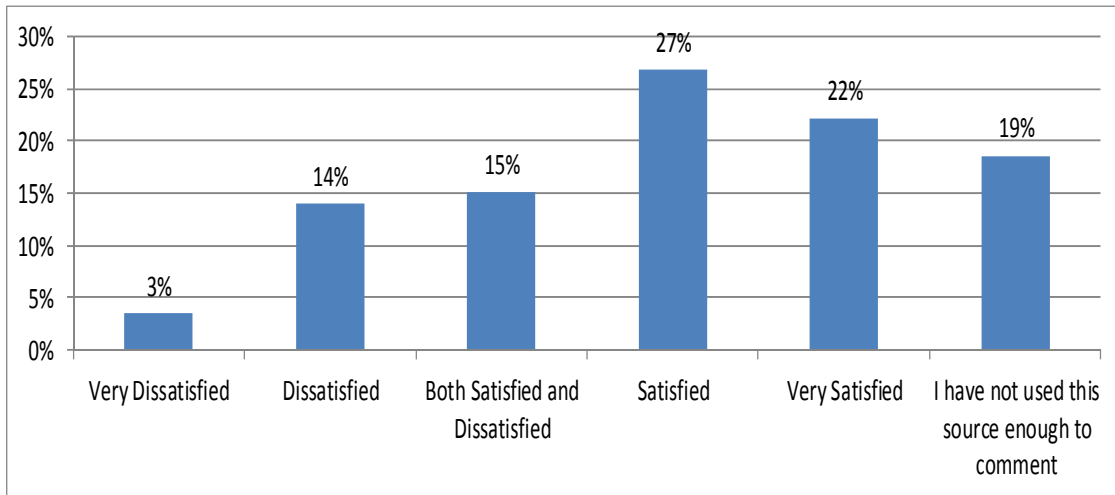


Percentages do not sum to 100% because multiple responses were allowed

All dealers that participated in the survey were provided the opportunity to indicate their satisfaction with the GSC (Figure 5.18), no matter if they indicated they used the GSC to resolve the specific product issue or not. Forty-two (48.8%) dealers stated they were either satisfied or very satisfied with the GSC. The average satisfaction with the GSC was 3.61 on a scale of 1-5, 1 being very dissatisfied and 5 being very satisfied (Table 5.3).

When asked their satisfaction with the GSC, 19% of the total participants indicated they had not used this source enough for any issue resolution to comment, this percentage was removed from the average satisfaction calculation. The top answer on what needs to be improved for the GSC was the support source “does not provide a timely answer”.

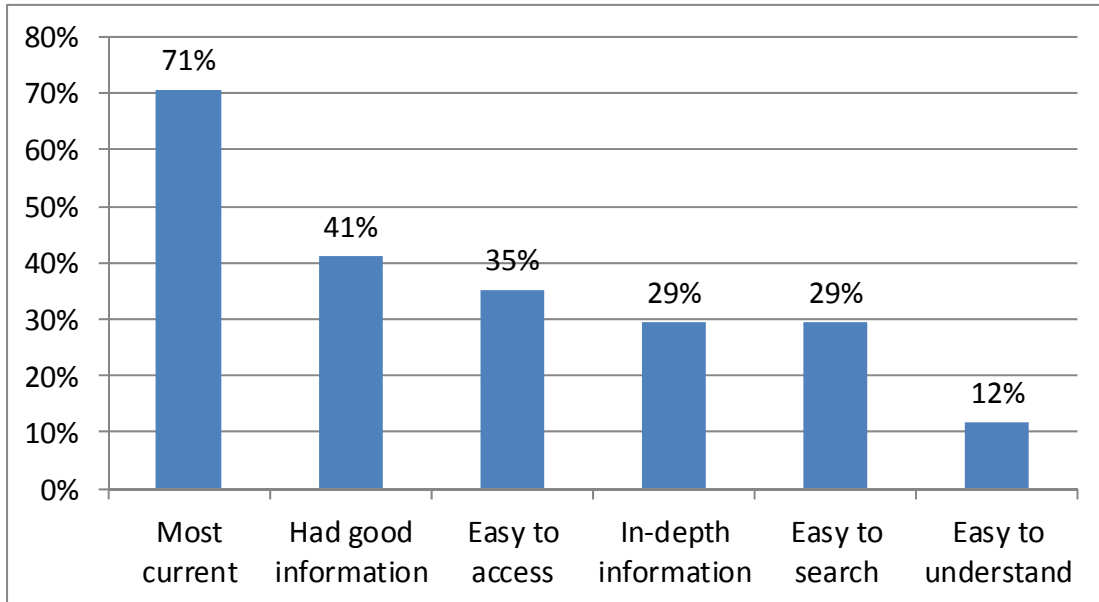
Figure 5.18: Dealer Satisfaction with the Global Support Center



5.10 Survey Results: Dealer Technical Assistance Center Solutions

Dealer Technical Assistance Center (DTAC) solutions provide problem resolution documents which are created, maintained, and searchable within the DTAC case management system. These solutions are typically specific to existing AMS product issues that DTAC personnel have resolved for multiple John Deere dealers. DTAC solutions were used by 21 dealers within the first and second support source in the dealers' attempt to resolve the AMS product issue (Appendix A, Table 1). The overwhelming response by dealers to the question of why DTAC solutions were consulted was the support source contained the "most current" information (Figure 5.19).

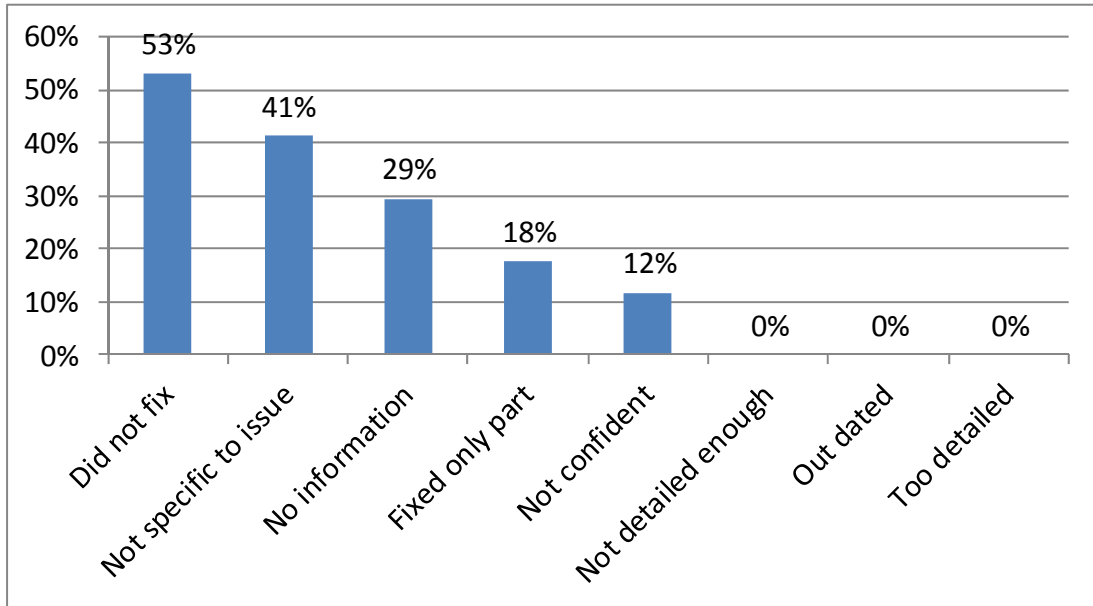
Figure 5.19: Why was DTAC Solutions Consulted?



Percentages do not sum to 100% because multiple responses were allowed

When using DTAC solutions in an attempt to resolve an issue, 15% of the dealers stated the issue was resolved, 55% stated it provided a partial fix, and 30% reported it did not resolve the issue (Appendix A, Table 1). The top two responses of why an additional source was consulted were DTAC solutions “did not fix” the issue and they were “not specific to issue” (Figure 5.20).

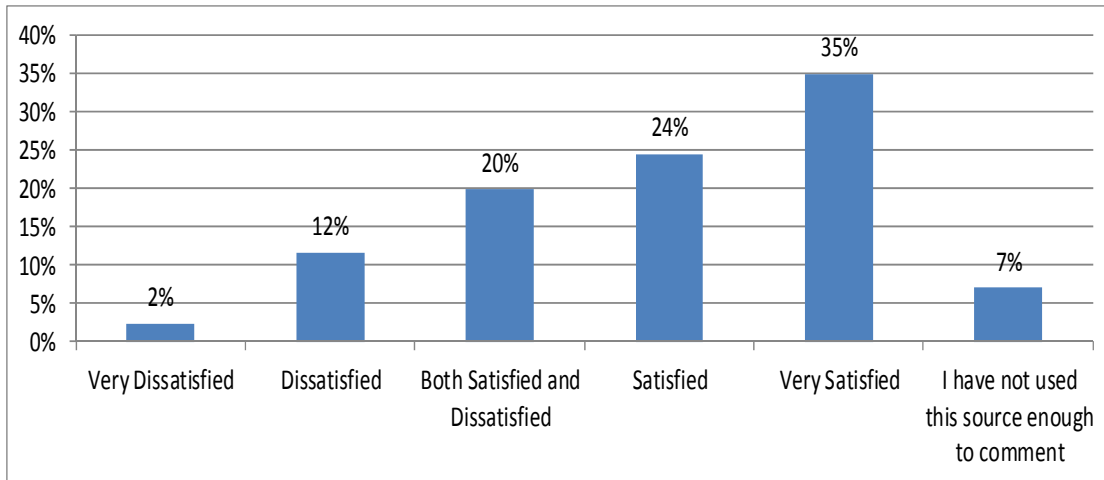
Figure 5.20: Why was an Additional Source Consulted beyond DTAC Solutions?



Percentages do not sum to 100% because multiple responses were allowed

All dealers that participated in the survey were provided the opportunity to indicate their satisfaction with DTAC (Figure 5.21), no matter if they indicated they used DTAC to resolve the specific product issue or not. Dealers were asked about their satisfaction with DTAC as a whole, rather than the specific areas (e.g. solutions and cases). Fifty-nine percent of the dealers selected their satisfaction with DTAC was either satisfied or very satisfied. The average satisfaction was 3.84 on a scale of 1-5, 1 being very dissatisfied and 5 being very satisfied (Table 5.3). When asked their satisfaction with DTAC, 7% of the total participants indicated they had not used this source enough for any issue resolution to comment, this percentage was removed from the average satisfaction calculation. When asked what could be improved with DTAC, 7% of the dealers stated DTAC “does not provide a timely answer” when attempting to resolve a product issue.

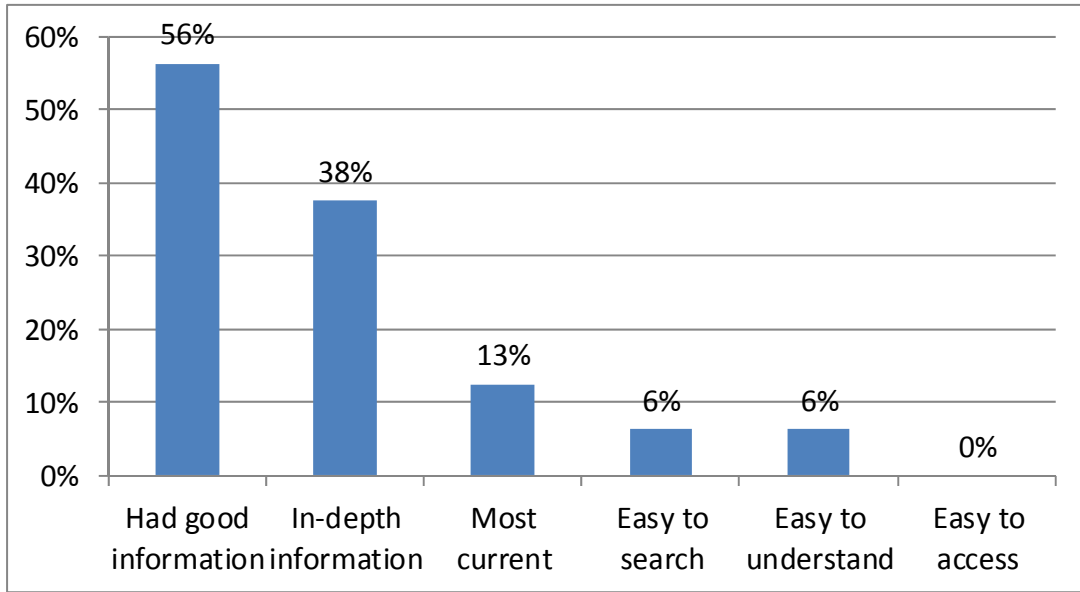
Figure 5.21: Dealer Satisfaction with the Dealer Technical Assistance Center



5.11 Survey Results: Dealer Technical Assistance Center Cases

John Deere dealers can submit a Dealer Technical Assistance Center (DTAC) case (i.e. product issue) to a group of John Deere AMS employees who attempt to identify a resolution to the product issue. DTAC is the highest level of support for AMS hardware that John Deere provides to John Deere dealers. Thirty-six dealers submitted a DTAC case in either the first, second, third, or fourth support source (Appendix A, Table 1). Due to the survey structure, only those dealers who selected they submitted a DTAC case within the first support source were asked follow up questions of why they submitted a DTAC case, if the DTAC case resolved the issue, and why they consulted another source. There were 16 dealers who utilized a DTAC case as the first support source and they indicated they submitted a DTAC case because in the past it “had good information” and provided “in-depth information” (Figure 5.22).

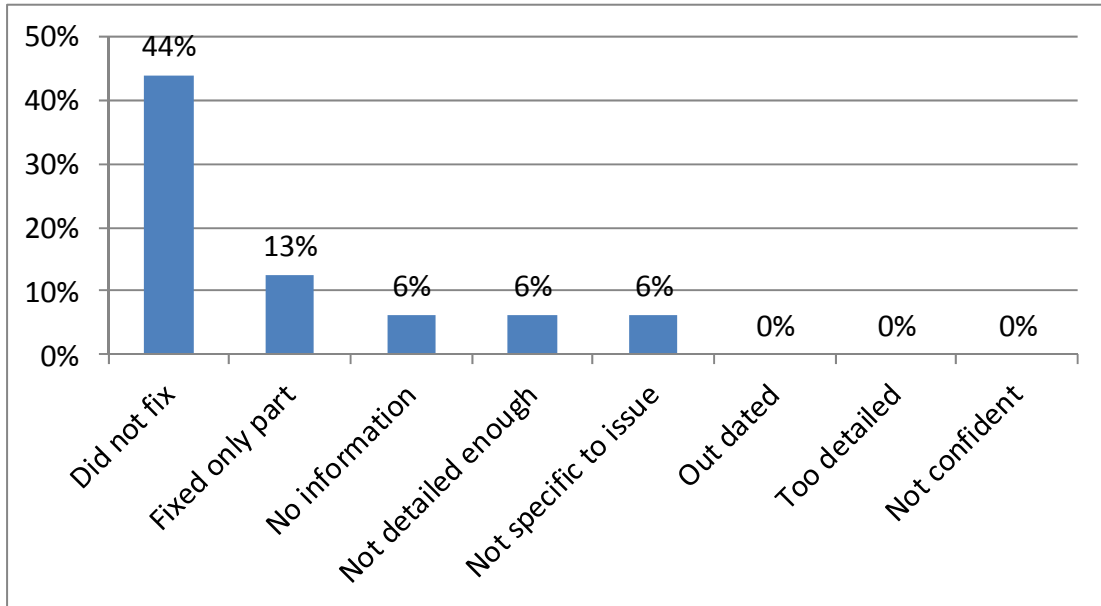
Figure 5.22: Why was DTAC Case Consulted?



Percentages do not sum to 100% because multiple responses were allowed

Of those 16 dealers that submitted a DTAC case as their first support source 25% resolved their issues, 44% had a partial fix, and 31% did not resolve the issue (Appendix A, Table 1). The overwhelming response to why another support source was consulted beyond a DTAC case was it “did not fix” the issue (Figure 5.23).

Figure 5.23: Why was an Additional Source Consulted beyond DTAC Solutions?



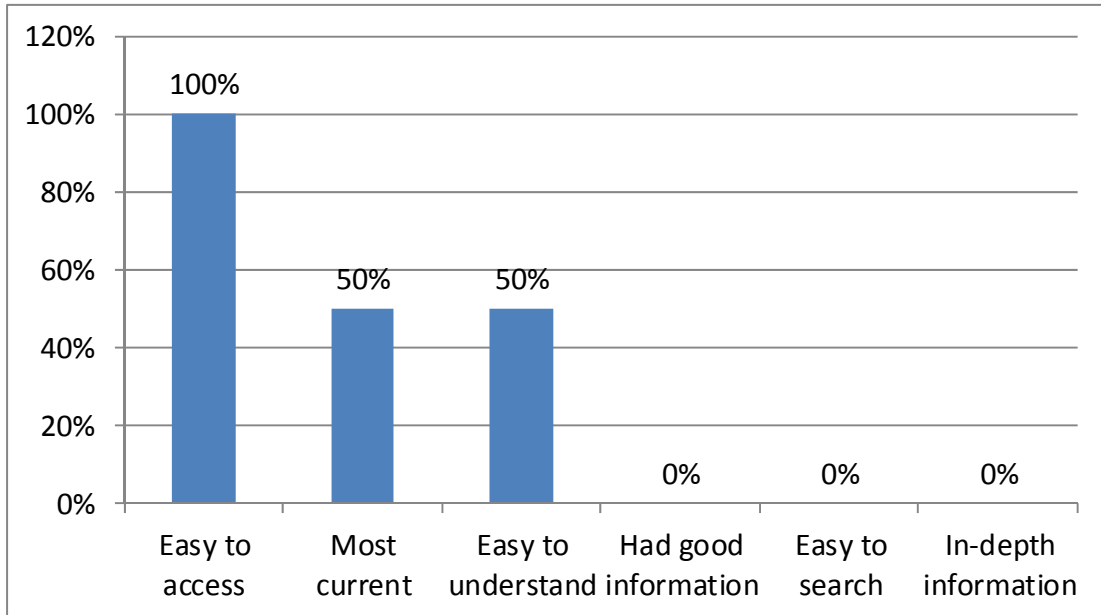
Percentages do not sum to 100% because multiple responses were allowed

Dealers were asked about their satisfaction with DTAC as a whole, rather than in the specific areas (e.g. solutions and cases) of the DTAC system. See section 5.10 for the summary of the satisfaction of DTAC.

5.12 Survey Results: Application Help

Application help is text that is incorporated into a webpage (e.g. JDLink.com or MyJohnDeere.com) or a software package (e.g. Apex Farm Management Software). This help text provides information on how to use the product, along with general troubleshooting steps. A total of 2 dealers indicated they used application help in an attempt to resolve their product issue and it was only used in the first support source. (Appendix A, Table 1). Both dealers that used application help stated they consulted the support source since it was “easy to access” (Figure 5.24).

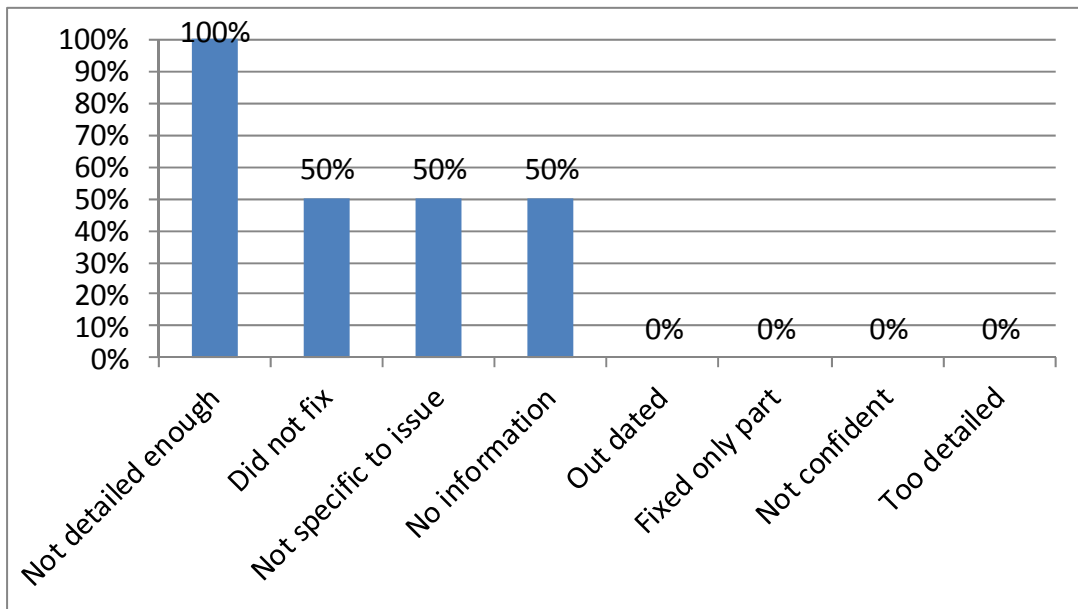
Figure 5.24: Why was Application Help Consulted?



Percentages do not sum to 100% because multiple responses were allowed

For the dealers that used application help, they both reported it did not resolve their product issue (Appendix A, Table 1). The two dealers that used application help indicated the support source was “not detailed enough” (Figure 5.25).

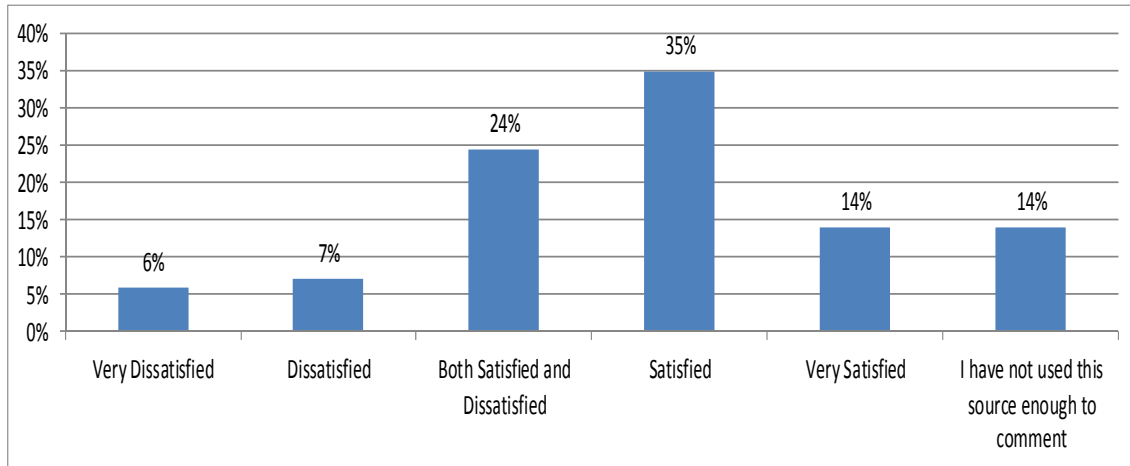
Figure 5.25: Why was an Additional Source Consulted beyond Application Help?



Percentages do not sum to 100% because multiple responses were allowed

All dealers that participated in the survey were provided the opportunity to indicate their satisfaction with application help (Figure 5.26), no matter if they indicated they used application help to resolve the specific product issue or not. Forty-two (48.8%) dealers stated they were either satisfied or very satisfied with the application help. The average satisfaction with the application help was 3.51 on a scale of 1-5, 1 being very dissatisfied and 5 being very satisfied (Table 5.3). When asked their satisfaction with application help, 14% of the total participants indicated they had not used this source enough for any issue resolution to comment, this percentage was removed from the average satisfaction calculation. The top answer to what needs to be improved for application help was the support source “doesn’t provide enough detail” to resolve the issue.

Figure 5.26: Dealer Satisfaction with Application Help



5.13 Survey Results: Non-AMS Support Sources

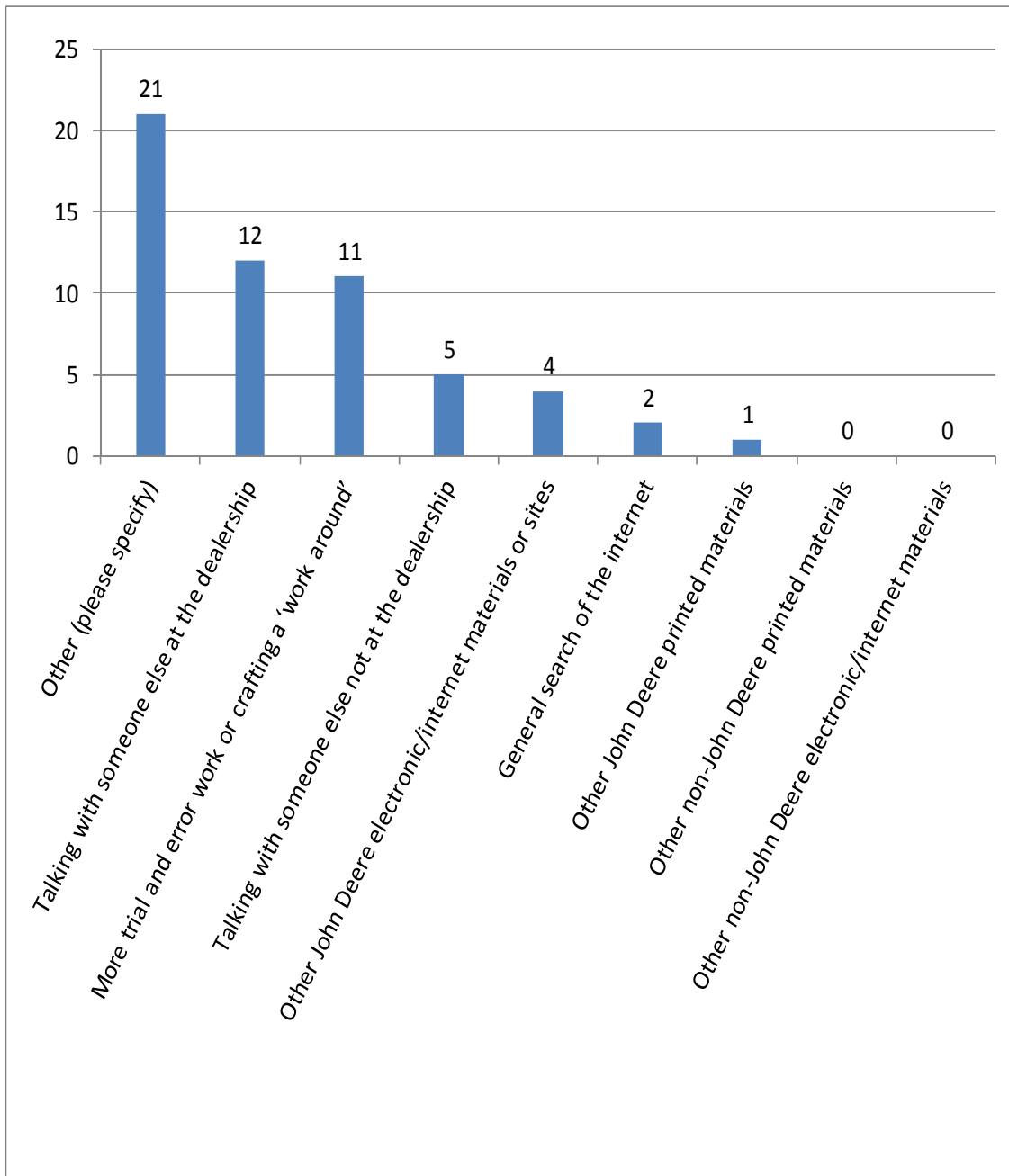
Dealers reach out to other support sources to resolve AMS product issue beyond those provided by AMS Product Support. These non-AMS support sources include:

- Trial and Error: Dealers will try solutions that have worked for similar product issues and will continue to change a variable in the system to solve the issue.
- Other Dealer Personnel: Dealers will consult with co-workers at the dealership that may have had a similar product issue.
- Other Personnel Not At the Dealership: Dealers will consult others outside of the dealership that may have had a similar product issue.
- Other John Deere electronic/internet materials: Other John Deere product support sources on the internet that are not associated with AMS.
- Other John Deere printed material: Other John Deere printed product support sources that are not associated with AMS.
- Non-John Deere electronic/internet materials: Other product support sources on the internet that are not associated with John Deere.
- Non-John Deere printed materials: Other product printed support sources that are not associated with John Deere.
- The Internet: John Deere dealers use other support sources available on the internet such as YouTube, message boards, and social media.
- Other (manual entry): Within the survey the respondents were able to enter a support source manually. Examples of support sources that were submitted are: existing DTAC case, John Deere field teams, John Deere discussion boards, and directly contacting a John Deere employee.

When attempting to resolve an AMS product issue, dealers consulted these non-AMS support sources a total of 56 times, with the most popular source being “Other”

which allowed dealers to enter their own support source (Figure 5.27). Many of the “other” support sources that dealers submitted fell into the pre-populated support sources contained within the survey.

Figure 5.27: Frequency Dealers Consulted Non-AMS Support Sources



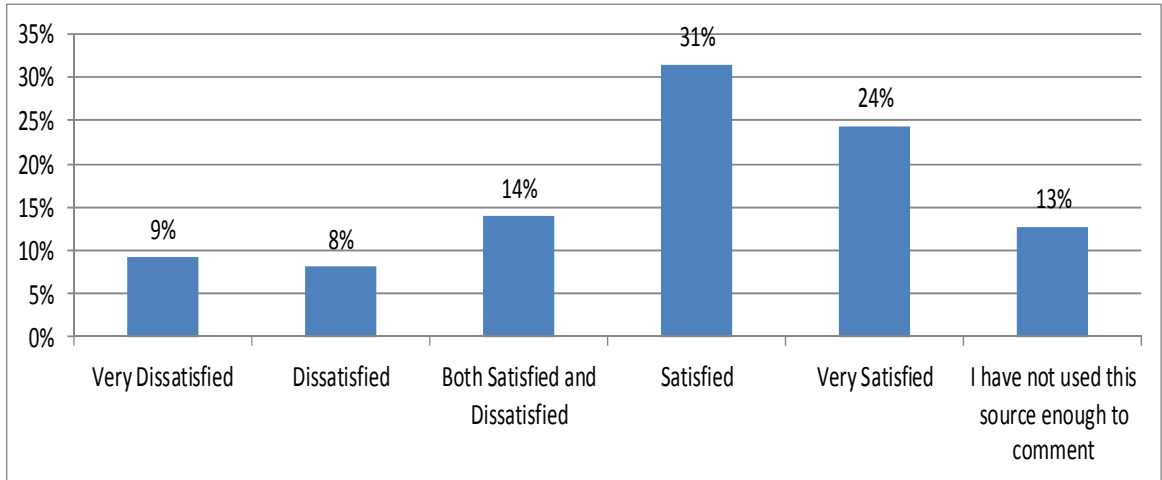
Out of the 56 dealers that selected these non-AMS support sources, 50% stated there were able to resolve their issue, 34% were able to partially fix the issue, and 12% were not able to resolve the issue (Appendix A, Table 1).

5.14 Survey Results: John Deere Field Staff

John Deere has field employees that are assigned to specific geographic regions and are dedicated to supporting the dealers within these regions. Many times these field employees only become involved in helping to resolve product issues when it is a key account or it is a persistent product issue. The survey did not include John Deere field staff as an option when attempting to resolve a product issue, as field staff are not considered to be a regular support source. However, out of 18 manually entered support sources, 5 dealers consulted a John Deere field employee in an attempt to resolve their AMS product issue.

Even though John Deere field employees are not primary sources of support, all dealers that participated in the survey were provided the opportunity to indicate their satisfaction with John Deere Field Staff (Figure 5.28), no matter if they indicated they used John Deere Field Staff to resolve the specific product issue or not. Forty-eight (55.8%) dealers ranked John Deere field teams with either satisfied or very satisfied. The average satisfaction for field staff was 3.61 on a scale of 1-5, 1 being very dissatisfied and 5 being very satisfied (Table 5.3). When asked their satisfaction with John Deere Field Staff, 13% of the total participants indicated they had not used this source enough for any issue resolution to comment, this percentage was removed from the average satisfaction calculation. When asked what needs to be improved for John Deere field staff, the number one reason was they do not provide a timely response.

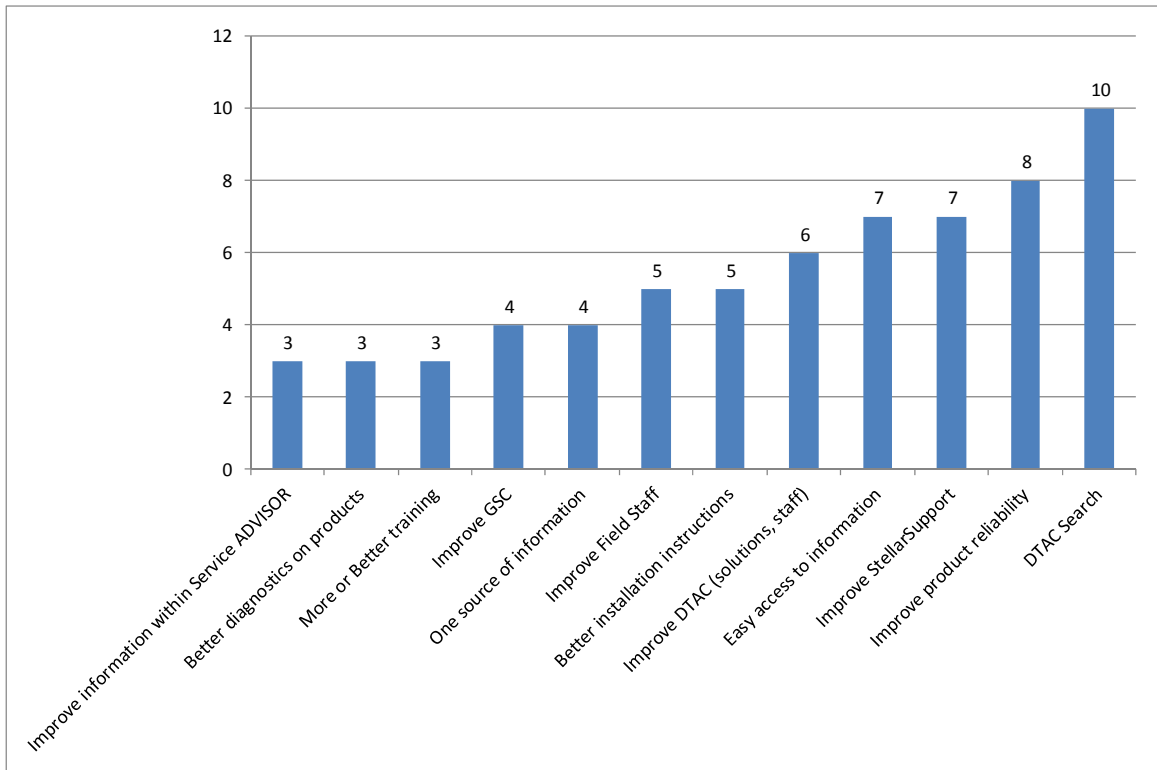
Figure 5.28: Dealer Satisfaction with John Deere Field Staff



5.15 Survey Results: Open Ended Questions

The last survey question was open ended and asked the participant, “Please let us know what we can do to make finding solutions to repair and installations easier”. Sixty-three dealers provided an answer to this question; however some responses included multiple areas of improvement. As a result, a total of 76 different responses were identified from the dealers’ answers. These responses were then grouped into 21 different categories based on their topic of improvement (Figure 5.29).

Figure 5.29: Top 12 Responses to “How Can AMS Making Finding Solutions Easier?”



CHAPTER 6: CONCLUSION

6.1 Conclusion Overview

For each issue resolution avenue AMS provides to the dealers, there is an opportunity and financial costs associated with every support source. The cost for each support source must be compared to the dealers' utilization and the value perceived by the John Deere dealers. This evaluation is critical to ensure AMS Product Support can maximize the efficiency of the problem resolution process, but at the same time minimize the opportunity and financial costs of the support sources.

The evaluation of the product support sources should begin with the most popular support sources identified by this study: DTAC (solutions and cases), the GSC, StellarSupport.com (general area and Dealer Corner), and non-AMS support sources. Even though these are the most popular support sources, a critical factor of understanding if they are key support sources is the value they provide to dealers.

Out of all the support sources within the survey, DTAC was the number one support source used by dealers, as dealers used DTAC cases 36 times and DTAC solutions 21 times. The DTAC system (solutions and cases) was the last support source used by the most dealers (Table 5.2). This statistic aligns with DTAC being the highest tiered support source provide by John Deere AMS. The number of dealers that use DTAC and when it is used, indicates the DTAC system (cases and solutions) is the most vital support tool for John Deere dealers when attempting to resolve AMS product issues.

With DTAC having the highest average satisfaction among the support sources, with 3.84, and the highest "Very Satisfied" rating, with 35%, how can DTAC be improved

to provide maximum efficiency? The number one response from dealers when they were asked how to improve AMS Product Support was to improve the DTAC system search feature, which enables dealers to find solutions that are related to their product issue and other DTAC cases with the same issue. Improvements to the DTAC search should include features such as:

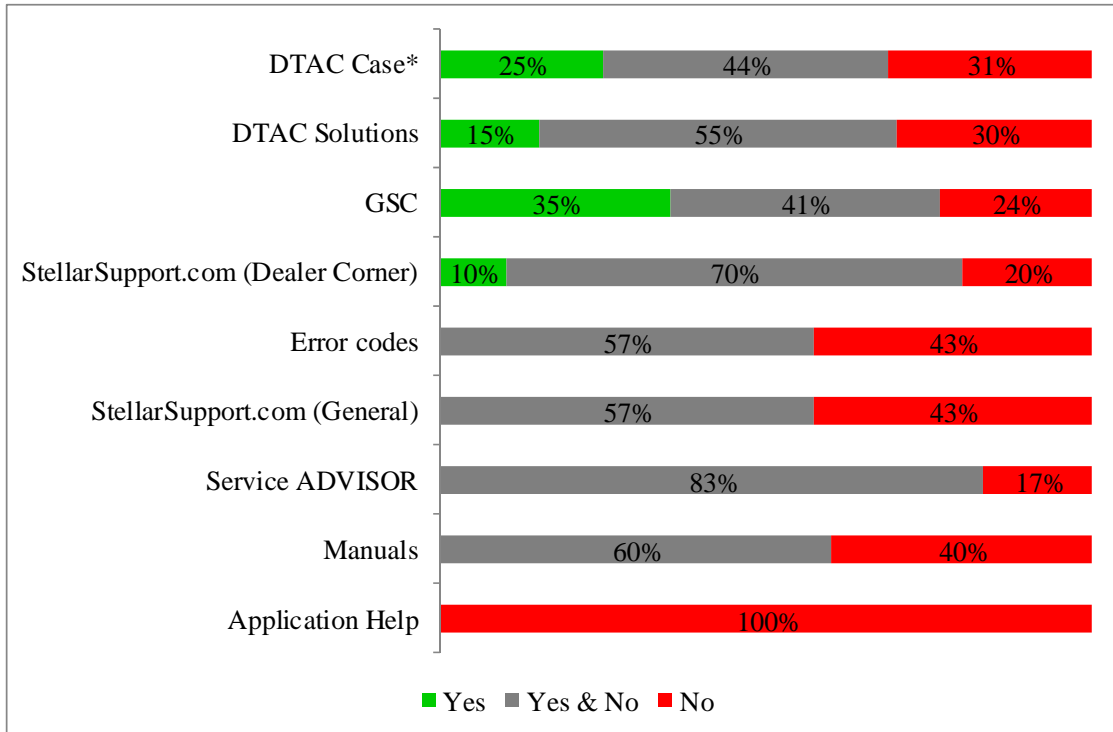
- When the user begins to type in their keyword or phrase, the search screen should provide a list of commonly search terms that pertain to the user's initial text.
- Search results should include like terms, as many components on John Deere equipment may have different names depending on the location of the dealer. Including like terms removes the need for the user to know the all the alternative component names.
- Search results should provide spelling suggestions, to reduce the system from providing limited search results due to a misspelled word.

These improvements to the DTAC search feature would allow dealers to have easy access to support information, which would improve the problem resolution efficiency.

Twenty-one dealers used DTAC solutions in an attempt to resolve the product issue, however only 15% of the dealers were able to resolve their issue with this support source. In addition, 41% of the dealers who used DTAC solutions in an attempt to resolve a product issue stated DTAC solutions were not specific to their issue (Figure 6.1). Along with improving the DTAC system search functionality which may increase the likelihood of a dealer finding a DTAC solution that is specific to their product issue, DTAC solutions

should be created for a larger number of product issues. Currently not all product issues result in a DTAC solution, as it takes more than one customer or dealer to experience the same issue to warrant the time and cost of creating a DTAC solution. Even though a daily report is currently generated of the previous day's DTAC cases, AMS Product Support relies heavily on communication between individuals to identify if a product issue is determined to be widespread. In an effort to improve DTAC solutions, the DTAC system should generate a daily report of the previous day's cases, which should automatically be queried against other cases from a specific time frame to identify product issues faster in order to begin the identification of the issues' root cause and create a DTAC solution to better inform the dealers.

Figure 6.1: Did the AMS Support Source Resolve the Product Issue?



With dealers utilizing the GSC 20 times in an attempt to resolve their product issues, the GSC can also be considered a key support source for AMS. The GSC was able to fully resolve 35% of the product issues (Figure 6.1). Even though the GSC only provides tier one hardware support, and the majority of the issues dealers referenced in the survey were hardware issues, the ability for the GSC to resolve a higher percent of cases is imperative to provide efficient problem resolution for the dealers. This problem resolution percentage is reflected by the GSC's average satisfaction rating of 3.61, which is 5th out of 8 support sources. Considering the investment AMS Product Support has made into the GSC to provide support 24 hours a day 7 days a week, another survey that is focused on how to improve the dealer satisfaction with the GSC and why 19% (Figure 5.18) of the participating dealers have not used the GSC would be a valuable investment. From this study's data, it is difficult to derive a recommendation for the GSC beyond improving employees' knowledge level on the AMS products and implementing the proposed daily report to identify product issues earlier for the GSC.

Dealer use of StellarSupport.com's general area and Dealer Corner were the fourth most popular support source as dealers consulted the site 17 times. However, only one dealer was able to resolve his/her product issue using StellarSupport.com, which suggests StellarSupport is not a key support source for AMS. The website was developed to publish specific information dedicated to providing support information for AMS products. As the website matured, it became a place to publish information, tools and software updates, but much of the content was published without regard to existing sources provided by John Deere. The lack of publishing guidelines resulted in the website containing information that was already available within other support sources or should have been included in a

source that was dedicated to this type of information. An example of this duplication are the product manuals published on the website (Service ADVISOR also contains all the manuals for AMS Products). This duplication of information costs John Deere time and money to ensure both support sources have the current product manuals and it leaves the dealer confused as to which support source to use.

With StellarSupport.com only resolving 1 product issue out of 17 and with it containing information that is available from other sources or information that should be published to another support source, the recommendation is to remove StellarSupport.com from AMS Product Support's portfolio or reduce and limit what information is published on the site.

Even though Service ADVISOR was only used 7 times, it should also be considered as a key support source, as dealers use it to resolve other John Deere equipment (i.e. tractors, combines, etc.) product issues. Since many of the AMS products are installed and integrated on these other John Deere products, dealers do not always know if it is an AMS product issue or an issue with the host equipment (i.e. tractor). By delivering support information through Service ADVISOR, it can assist with identifying and resolving issues faster due to Service ADVISOR's ability to diagnose the host equipment and the AMS product. John Deere AMS Product Support should improve the information available within Service ADVISOR to ensure all AMS products are represented properly. When developing a new product, AMS Product Support should require all products to be compatible with Service ADVISOR, which would allow a dealer to connect the product to Service ADVISOR to receive diagnostic information, which may improve the dealer's problem resolution efficiency.

A product support source that is not developed or managed by AMS and was used 12 times in the survey was dealers talking with someone else at the dealership. When used, this support source was able to provide a 55% problem resolution rate. In addition, the support source of a dealer speaking with someone else not at the dealership was used 5 times and provided a 50% problem resolution rate. The survey did not ask why dealers turned to others at the dealership or outside of the dealership as a support source, but the assumption can be made other individuals at the dealership and outside of the dealership had knowledge with a similar issue or experience with the AMS product. There were also 11 dealers that attempted to resolve their issue by using trial and error or crafting a work around. These dealers were successful at resolving the issue 63% of the time using this support source. This data highlights what is generally understood, but very rarely acted upon, that often dealership employees have extensive knowledge of AMS products. To improve AMS Product Support's ability at maximizing the efficiency of the problem resolution process and minimize the financial cost of creating and maintaining support sources, AMS product support should attempt to leverage the AMS product knowledge at John Deere dealerships. AMS should promote social media (e.g. Twitter) to increase the likelihood of a dealer consulting others when attempting to resolve product issues. With social media technology already in place, the financial risk is very low for John Deere AMS to begin encouraging more dealers to utilize this as a support source.

Today, product knowledge at dealerships is shared through conversations between individuals, whether it is face to face, on the phone, or through social media. The ability for AMS to facilitate these connections between dealers and others with AMS product knowledge could increase the overall AMS knowledge among John Deere dealerships and

reduce the dependency on AMS support sources. The success of expanding these informal communication paths among individuals will depend on the effort required by the dealer to find a solution and assist others. The critical success item for these social interactions is the ability to provide a timely solution, as when dealers were asked what can be improved for the GSC and DTAC the top response for both support sources was the source does not provide a timely answer.

The survey results indicate very few patterns exist regarding what support sources dealers use to resolve an issue. Between the first support source and the second support source dealers used, there were six dealers that utilized DTAC solutions for the first support source, and then used DTAC case for the second support sources. This progression is expected, as AMS Product Support requires dealers to review existing DTAC solution before submitting a DTAC case. This ensures dealers are not consuming valuable and costly DTAC resources, when the issue can be resolved by an existing DTAC solution. In addition three dealers progressed from the StellarSupport.com Dealer Corner to the GSC, three dealers progressed from error codes to Service ADVISOR, and three dealers progressed from DTAC case to trial and error. Within the progression from the second support source used to the third support source, there were three dealers that utilized the “other” support source then resorted to concluding there was no solution regarding their product issue.

An alarming statistic from this survey was the number of dealers (19.7% or 17 out of 86) that concluded there was not a solution to their product issue (Table 5.2). With nearly 20% of the issues not being resolved, that results in 20% of the customers having a poor experience with the product and potentially with the supporting John Deere

dealership. Current AMS Product Support processes allows for product issues captured through the GSC or the DTAC system to be escalated to the engineering department to identify the root cause and develop a resolution. In order for this process to be successful, the product issue must be submitted through the GSC or DTAC, categorized as a defect, and prioritized to receive the proper engineering attention. This process does not capture those issues that are not submitted through the GSC or DTAC, and even if the issue does follow the escalation process, there can be days, weeks or even months before a solution is identified. To decrease the number of dealers that are not submitting the product issues to the GSC or DTAC, but are concluding there is not a solution, dealers should be informed on how the issue resolution process functions at AMS. This type of communication would explain the priority of issue resolution by engineering is driven by the impact to the customer and the number of dealers that are reporting the issue.

When it comes to resolving a product issue, if the dealer exhausts all the support sources without resolving the issue, many of them are very clever at providing a work around in order to satisfy their customer's needs. This type of ingenuity can be done when a part is broken or a physical piece needs to be replace, however many of AMS products are either all software or depend heavily on software to function properly. Fixing software is extremely difficult, if not impossible for a dealer, so when asked what AMS can do to improve product support, 8 out of 65 dealers (second improvement suggestion behind improving the DTAC search feature) stated product reliability needs to be improved. To reduce those issues in which a dealer concludes there is not a solution; product quality should be a primary focus, along with improving the escalation process to reduce the time when a solution can be identified and communicated back to the dealer. The issue

identification can be assisted by implementing the automated DTAC and GSC case query to identify issues that have been reported by multiple dealers. The second step in providing quick issue resolution is freeing up engineering resources to investigate the root cause and provide a resolution.

In the past, the AMS Product Support team has continued to broaden the number of support sources available to dealers in an effort to improve the dealers' efficiency of problem resolution. An example of this expansion is the development of StellarSupport.com. The site was initially created for customers, but as unique product resolutions were developed for product issues, the Dealer Corner was created to communicate directly to dealers. These unique product resolutions were quickly published to StellarSupport.com without regard to how resolutions should be incorporated into existing product support sources. The increase in the number of support sources has increased costs and decreases the dealer's problem resolution efficiency by providing too many sources to use.

Within the survey, 4 dealers indicated their desire for one source of support information and 7 dealers wanted to be able to easily access support information. These dealer suggestions on how to improve AMS support highlights the dealers' desire to minimize the number of sources and ensure the support sources' format and structure allows for maximum efficiency.

This thesis focused on the evaluation of support sources, which is only a portion of the total AMS support strategy. In an effort to maintain a support strategy that meets the dealer and customer needs, AMS Product Support should establish a metric specific to the

quality of support they provide to John Deere dealers. According to the Hauser and Katz (1998) article, there are seven steps to creating good metrics. The evaluation of support sources discussed in this study focused on the first two steps (“Start by listening to the customer” and “Understand the job”), however additional research should be dedicated to five other steps to ensure the proper metric can be established to measure the quality of the AMS Product Support strategy.

In conclusion AMS Product Support should focus on those key support sources (e.g. DTAC, GSC, and Service ADVISOR) to increase their ability to resolve product issues and remove those support sources that do not provide value. The emphasis should be on the depth of the information contained within a support source and not increasing the number of support sources. New support sources, like the functionality to increase the interaction among dealers can be added, but caution must be used to not create a new support source when an existing source can be used. All sources (existing and new) should be critically analyzed to ensure the right information is available in the right format. Above all else, ensure the dealers can easily identify what source to use by eliminating support sources that contain duplicate information and communication the purpose of each support sources to the dealers. Furthermore, provide effective features within the support sources to allow the dealers to maximize their efficiency of problem resolution and create positive outcomes from their satisfaction of AMS Product Support.

6.2 John Deere’s Use of this Study

The results of this study have been shared with Product Support leadership from John Deere AMS and the John Deere Ag & Turf division. From this communication, I was

asked to share my results and conclusions with a project manager that is outlining the future support strategy for the Ag & Turf division. The majority of my results and conclusions confirmed the future support strategy project's assumptions and validated initial project concepts, which include:

- DTAC is a critical support source for dealers
- Dealers want one source to find information
- John Deere needs to rely less on communication among John Deere employees to identify product issues by implementing technology to automate the identification of reoccurring product issues.

In addition to contributing to the future support strategy for the Ag & Turf division, the study has driven more immediate actions to improve the problem resolution efficiency. AMS Product Support leadership has made a commitment to improve the diagnostic capabilities of AMS products by providing funding to develop a Service ADVISOR test that will provide diagnostic information for the dealer and DTAC/GSC employees.

CHAPTER 7: FUTURE RESEARCH

7.1 Future Research Opportunities

As stated in the Methods section, the survey included limitations around collecting demographic information from the participants and their overall satisfaction of AMS Product Support. This information could provide John Deere AMS great value to ensure they have employed the right support strategy to continue the success of the company. Due to the criticality of the support strategy to the business, I would recommend future survey opportunities include demographics, which would allow AMS Product Support to identify problem resolution differences based on these demographics (e.g. geographic location). If problem resolution differences did exist, AMS Product Support could modify their support strategy based on these demographics.

In addition, conducting an annual dealer survey of support sources similar to survey utilized by this study would allow AMS Product Support to understand if they are improving their support strategy and to identify trends in the collected data. By conducting future surveys on an annual basis, it would prevent the dealers from being over-surveyed, but allow AMS Product Support to gain insights to their support strategy.

WORKS CITED

- Erevelles, Sunil, and Clark Leavitt. 1992. "A Comparison of Current Models of Consumer Satisfaction/Dissatisfaction." *Journal of Customer Satisfaction, Dissatisfaction and Complaining Behavior*.
- Hauser, John R, and Gerald M Katz. 1998. "Metrics: You Are What You Measure!" *European Management Journal*.
- Hom, Willard. 2000. "An Overview of Customer Satisfaction Models." *RP Group*. 100-110.
- Kano, N., N. Seraku, F. Takahashi, and S. Tsuji. 1984. "Attractive Quality and Must-Be Quality." *Journal of the Japanese Society for Quality Control* 39-48.
- Lele, Milind M, and Uday S Karmarkar. 1983. "Good Product Support is Smart Marketing." *Harvard Business Review*, November.
- North American Equipment Dealers Association. 2013. *NAEDA Dealer-Manufacturer Relations Survey 2013*. Survey Results, Fenton, MO: North American Equipment Dealers Association.
- Staus, Alexander, and Tilman Becker. 2012. "Attributes of overall satisfaction of agriculture machinery dealers using a three-factor model." *Journal of Business & Industrial Marketing*.

APPENDIX A

Table 1: When was the Support Source Used and if the Source Resolved the Issue?

	Number of dealers that used support source					Did the source resolve the issue?				
	Support	Support	Support	Support	Support	Yes	Yes & No	No	Null**	
	Total	Avenue #1	Avenue #2	Avenue #3	Avenue #4					Avenue #5
DTAC case	36	16	18	1	1	0	4	7	5	20
DTAC solutions	21	11	10	0	0	0	3	11	6	1
*Other (please specify)	21	3	9	6	2	1	9	7	4	1
Global Support Center	20	10	7	3	0	0	6	7	4	3
*Talking with someone at the dealership	12	7	3	2	0	0	6	4	1	1
*Trial and error/ crafting a "work around" fix	11	3	4	3	1	0	5	2	1	3
StellarSupport (Dealer Corner)	10	9	1	0	0	0	1	7	2	0
Error codes	7	7	0	0	0	0	0	4	3	0
StellarSupport (general)	7	6	1	0	0	0	0	4	3	0
Service ADVISOR	7	2	5	0	0	0	0	5	1	1
Manuals	6	4	2	0	0	0	0	3	2	1
*Talking with someone not at the dealership	5	2	2	1	0	0	2	1	1	1
*Other John Deere electronic/internet materials	4	2	2	0	0	0	2	2	0	0
Application Help	2	2	0	0	0	0	0	0	2	0
*General search of the internet	2	1	0	1	0	0	1	1	0	0
*Other John Deere printed materials	1	1	0	0	0	0	0	0	1	0
*Non-John Deere printed materials	0	0	0	0	0	0	0	0	0	0
*Non-John Deere electronic/internet materials	0	0	0	0	0	0	0	0	0	0
Total	172	86	64	17	4	1	39	65	36	32
AMS Product Sources	116	67	44	4	1	0	14	48	28	26
Non-AMS Product Sources	56	19	20	13	3	1	25	17	8	6

*Non-AMS support sources

**Indicates dealers did not provide a response if the support source resolved the issue. Null responses were removed from the total to calculate the percentage of resolution for each support source.

APPENDIX B

John Deere AMS Support Source Survey

The purpose of this survey is to understand how we can better support you as you work with the John Deere AMS products, software, and services. We want to make working with John Deere AMS Support easier and faster and we want you to feel confident in the solutions we offer.

Please give us your feedback on the support you receive by completing this short survey. This survey should take no more than 10 minutes to complete.

Section 1

Question 1:

Have you had an issue with an AMS Product or service in the past 3 months?

- Yes (continue to question 2)
- No (survey was complete)

Question 2:

We would now like you to think about the last time you had an issue with an AMS product, software, or service that you were not able to solve immediately and needed to take additional steps to solve.

First, please briefly describe the issue that arose. Was it around a specific product or service? Was it an installation issue or something that quit working? We just need a few words to describe the situation. Please be as specific as possible.

(Included a free form text field for the dealer to type their specific issue)

Question 3:

After you attempted to fix the problem, which of the following tools or information sources did you consult FIRST to solve the problem? Please select one response only

- Error(trouble) codes or messages from the product
- Manuals(e.g., technical manual, owner's manual)
- StellarSupport.com – general area
- StellarSupport.com – Dealer Corner
- Application Help (e.g., MyJohnDeere, JDLINK, Apex)
- Service ADVISOR
- John Deere AMS Global Support Center (GSC)
- Dealer Technical Assistance Center (DTAC) Solutions
- DTAC case submitted
- General search of the internet
- Other John Deere printed materials

- Other John Deere electronic/internet materials or sites
- Other non-John Deere printed materials
- Other non-John Deere electronic/internet materials or sites
- Talking with someone else at the dealership
- Talking with someone else not at the dealership
- More trial and error work or crafting a “work around” fix
- Other (Please specify) *(Included a free form text field for the dealer to type source used)*

Question 4:

Using a scale of 0 to 100, how confident did you feel that the solution found through this source was correct?

(Included a slider bar that allowed the participant to move the bar from 0 – 100)

Question 5:

Why did you choose this source of information? Please select all that apply.

- This has, in the past, always had good information
- Right at hand, easy to Access
- Easy to search
- Has the most in-depth information
- Has the most current information
- Has information that is easy to understand

Question 6:

Did (source selected in Question 3) provide the solution to fix the problem? Please select one response only.

- Yes (continue to section 2)
- Yes and No (Partially helped with the solution) (continue to Question 7)
- No, not at all (continue to Question 7)

Question 7:

What went wrong that you were unable to solve the problem and had to search another source? Please select all that apply

- Was not detailed enough
- Did not address my specific issue
- Was outdated
- Was too detailed to understand
- Did not fix the problem
- Fixed part of the problem, but not the whole problem
- Just didn’t feel right, I did not feel confident in the information
- I couldn’t find any information about my problem

Question 8:

What did you do next? Kept sourcing using one of the following sources:

- Error (trouble) codes or messages from the product
- Manuals (e.g., technical manual, owner’s manual)
- StellarSupport.com – general area
- StellarSupport.com – Dealer Corner
- Application Help (e.g., MyJohnDeere, JDLink, Apex)
- Service ADVISOR
- John Deere AMS Global Support Center (GSC)
- Dealer Technical Assistance Center (DTAC) Solutions
- DTAC case submitted (*continue to section 2*)
- General search of the internet
- Other John Deere printed materials
- Other John Deere electronic/internet materials or sites
- Other non-John Deere printed materials
- Other non-John Deere electronic/internet materials or sites
- Talking with someone else at the dealership
- Talking with someone else not at the dealership
- More trial and error work or crafting a “work around” fix
- Other (Please specify) (*Included a free form text field for the dealer to type source used*)
- Concluded there was no solution (*continue to section 2*)

The survey continued to ask the participant questions 4 – 8 until the participant indicated the source resolved the issue, submitted a DTAC case, or concluded there was no solution. At that time, the participants would be directed to section 2 of the survey.

Section 2

Question 1:

How frequently do you use AMS Produce Support materials to help you solve installation and repair issues with AMS products, software, and services? Please select one response

John Deere AMS materials include:

Error (trouble) codes or messages from the product, manual (e.g., technical manual, owner’s manual), StellarSupport.com (DTAC)

- Daily
- Couple times a week
- Once a week
- Couple times a month
- Monthly
- Less than once a month

Question 2:

Please think about all of the times you have used the following sources of information over the past 3 months and then rate how satisfied you are with this source of information to solve the installation and service problems you encounter. Please select one response for each item.

	Very Dissatisfied	Dissatisfied	Both Satisfied and Dissatisfied	Satisfied	Very Satisfied	I have not used this source enough to comment
Error (trouble) codes or messages from the product	<input type="radio"/>	<input type="radio"/>	<input type="radio"/>	<input type="radio"/>	<input type="radio"/>	<input type="radio"/>
Manuals (e.g., technical manuals, owner's manual)	<input type="radio"/>	<input type="radio"/>	<input type="radio"/>	<input type="radio"/>	<input type="radio"/>	<input type="radio"/>
StellarSupport	<input type="radio"/>	<input type="radio"/>	<input type="radio"/>	<input type="radio"/>	<input type="radio"/>	<input type="radio"/>
Application Help (e.g., MyJohnDeere, JDLINK, Apex)	<input type="radio"/>	<input type="radio"/>	<input type="radio"/>	<input type="radio"/>	<input type="radio"/>	<input type="radio"/>
AMS product information/diagnostics in Service ADVISOR	<input type="radio"/>	<input type="radio"/>	<input type="radio"/>	<input type="radio"/>	<input type="radio"/>	<input type="radio"/>
John Deere AMS Global Support Center (GSC)	<input type="radio"/>	<input type="radio"/>	<input type="radio"/>	<input type="radio"/>	<input type="radio"/>	<input type="radio"/>
John Deere AMS Dealer Technical Assistance Center (DTAC)	<input type="radio"/>	<input type="radio"/>	<input type="radio"/>	<input type="radio"/>	<input type="radio"/>	<input type="radio"/>
Field Teams (e.g. TCSM, Solution Specialist)	<input type="radio"/>	<input type="radio"/>	<input type="radio"/>	<input type="radio"/>	<input type="radio"/>	<input type="radio"/>

Question 3:

For the ISG Product Support information sources with which you were not satisfied, please indicate what needs to be improved. This is very important information for John Deere as it will help us effectively focus our attention on the areas that most needs to be addressed. Please select all that apply.

	Doesn't provide enough detail	Too difficult to find an answer	Information is wrong or outdated	Information is confusing or difficult to understand	Does not provide a timely answer	I am satisfied with the accessibility and information available
Error (trouble) codes or messages for the product	<input type="checkbox"/>	<input type="checkbox"/>	<input type="checkbox"/>	<input type="checkbox"/>	<input type="checkbox"/>	<input type="checkbox"/>
Manuals (e.g., technical manuals, owner's manuals)	<input type="checkbox"/>	<input type="checkbox"/>	<input type="checkbox"/>	<input type="checkbox"/>	<input type="checkbox"/>	<input type="checkbox"/>
StellarSupport	<input type="checkbox"/>	<input type="checkbox"/>	<input type="checkbox"/>	<input type="checkbox"/>	<input type="checkbox"/>	<input type="checkbox"/>
Application Help (e.g., MyJohnDeere, JDLINK, Apex)	<input type="checkbox"/>	<input type="checkbox"/>	<input type="checkbox"/>	<input type="checkbox"/>	<input type="checkbox"/>	<input type="checkbox"/>
AMS product information/diagnostics in Service ADVISOR	<input type="checkbox"/>	<input type="checkbox"/>	<input type="checkbox"/>	<input type="checkbox"/>	<input type="checkbox"/>	<input type="checkbox"/>
John Deere AMS Global Support Center (GSC)	<input type="checkbox"/>	<input type="checkbox"/>	<input type="checkbox"/>	<input type="checkbox"/>	<input type="checkbox"/>	<input type="checkbox"/>
John Deere AMS Dealer Technical Assistance Center (DTAC)	<input type="checkbox"/>	<input type="checkbox"/>	<input type="checkbox"/>	<input type="checkbox"/>	<input type="checkbox"/>	<input type="checkbox"/>
Field Teams (e.g. TCSM, Solution Specialist)	<input type="checkbox"/>	<input type="checkbox"/>	<input type="checkbox"/>	<input type="checkbox"/>	<input type="checkbox"/>	<input type="checkbox"/>

Question 4:

Please let us know what we can do to make finding solutions to repair and installations easier.

(Included a free form text field for the dealer to type their specific issue)

This is the end of the survey. We appreciate you taking the time to complete this survey. As we have said, the goal is to ensure that we are supplying you with the information you need, in a format that best meets your needs, to answer the questions you have about John Deere AMS products and services.

Survey Invitation Email

John Deere AMS Product Support is continuously looking to improve how we can better serve those who support AMS products at John Deere dealerships. We would appreciate your feedback regarding your experience with John Deere AMS Product Support tools and services.

This survey should only take about 5-10 minutes to complete. Please complete the entire survey, once you start, as only the results from completed surveys will be captured.

We assure you that your individual responses and comments will be kept completely confidential and anonymous. This feedback will be used to understand how we can better support you as you work with the John Deere AMS products.

If this e-mail is being received in a general e-mail account for the dealership, please forward this message to those individuals who support AMS products at the dealership.

They will each be able to provide their input through the same survey link provided below.

[Click here to start the survey.](#) (This is a link to the draft version of the survey)

If you are unable to click on the link above, please copy and paste the full URL above into your browser.

We appreciate your participation!

John Deere AMS Product Support