



A GREAT COLLEGE EXPERIENCE STARTS WITH A GREAT FIRST YEAR.



K-STATE 1 FIRST

K-State First CAT Community Program Learning Assistant Guide 2013-2014



TABLE OF CONTENTS

Introduction to K-State First	4
Mission	4
Core programs	5
History	5
Purpose of CAT Communities	6
Who we are	6
How they work	6
CAT Community philosophy	7
Student learning outcomes	8
Common components for all CAT Communities	8
Types of CAT Communities	9
The Role of the Learning Assistant	10
What is an LA?	10
Learning assistant SLOs	11
General expectations	12
LA training program	12
The LA inside the classroom	13
The LA outside the classroom	14
Establishing boundaries	15
Working with your CAT Community professor	16
Topics for discussion: CAT Community faculty and LAs	17
Faculty and LA responsibilities	18
Benefits of Peer Mentoring	19
Benefits of peer leading	19
Research from former LAs	20
A word from a past Learning Assistant	21
Community Building and Active Learning Resources	22
Using the KSBN book	22
Community building activities	23
Ideas for building relationships	24
What is active learning?	26
Lesson planning 101	28
Lesson plan template	29
Additional Resources	30
General Timeline	31
Works Cited	32
Special Thanks	33

Chapter 1: An Introduction to K-State First

K-State First Mission

K-State First is an integrated effort to create an outstanding university experience for every first-year student at Kansas State University. The program provides new students with a transition to college-level learning and college life in four important ways:

- By fostering campus community and feelings of belonging
- By offering opportunities for diverse activities and interactions
- By raising academic expectations with engagement and compassion
- By empowering students with a strong sense of personal responsibility and social agency

Bringing together exciting small classes taught by exceptional faculty with a vibrant student life experience, K-State First helps students establish the foundation for a successful college career.

The collage features four photographs arranged in a 2x2 grid, each with a descriptive text box at the bottom. A central circular icon with the number '1' is positioned between the top and bottom rows.

- Top Left:** A photograph of a male professor in a purple polo shirt smiling and talking to a male student. The text box below reads: **Guide to Personal Success**
A K-State professional invests in you and your first-year experience.
- Top Right:** A photograph of a female student smiling while reading a book. The text box below reads: **K-State Book Network**
All-university reading program.
- Bottom Left:** A photograph of a group of four students sitting around a table, engaged in conversation. The text box below reads: **CAT Communities**
Small student groups with similar interests take courses together.
- Bottom Right:** A photograph of a female professor smiling at a group of students. The text box below reads: **First-Year Seminar**
Small classes with lots of interaction.

We know that the first year of college is a big deal for our incoming students. The first year is the place where students are most likely to encounter obstacles that could deter them from the learning and degree they seek. However, a positive transition to university-level learning and the college experience in general can set students on the path to academic success, degree attainment, as well as satisfaction and achievement in their careers and personal lives.

Core Programs

K-State First has four core programs:

- CAT Communities (Connecting Across Topics)
- First-Year Seminars (FYS)
- Guide to Personal Success (GPS)
- K-State Book Network (KSBN)



K-State First is also an advocate for first-year students and an important source for connection and communication among the various programs and opportunities for incoming students.

CAT Communities

Designed around students' academic interests, these learning communities allow first-year students to meet friends and work with experienced faculty in a specialized area of study. The same 22 students are enrolled in two general education classes together and a one-hour connections class.

FYS

A small group of 22 students fulfill a general education requirement while making the academic and social transition to college life.

History

In 2008, we piloted a first-year experience model by offering First-Year Seminars, small classes designed to help first-year students adjust to university life and expectations. In 2009, we introduced our mentoring program, GPS, by pairing incoming students with faculty and staff. We officially launched K-State First in 2010, introducing KSBN and CAT Communities as well.

In Fall 2012, more than 1,000 students took K-State First classes. In addition, 3,500+ students were given a copy of the common reading selection, and more than 300 students participated in the GPS mentoring program.

GPS

A mentoring program, GPS matches a first-year student with a faculty, staff member, or graduate student to serve as a professional point of reference throughout the student's first year.

KSBN

An all-university reading program that selects a common book for the academic year, KSBN connects all first-year students at K-State. It provides incoming students with a shared academic experience that helps open the conversation with professors, staff, administrators and other students.



Chapter 2: Purpose of CAT Communities

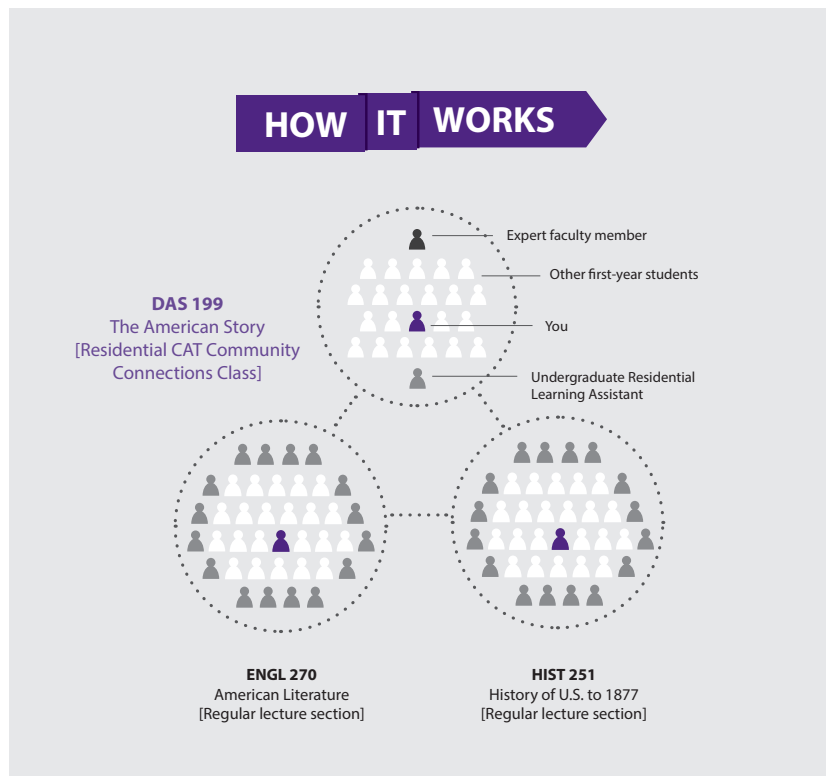
Who We Are

Connecting Across Topics (CAT) Communities are learning communities specifically designed for first-year students. These communities are an excellent way for students to connect with other students and faculty from the beginning of their K-State experience.

CAT Communities are designed around student interests, and they offer mentoring from a professor and an advanced undergraduate Learning Assistant who shares the students' interests. Students may also enroll in residential or study abroad communities, which offer extended learning opportunities outside the classroom.

How They Work

A group of 22 students enroll in two general education courses and one connections course together during the fall semester. The two main courses count toward graduation in most programs, and the friendly faces in the CAT community make the larger, mostly lecture-based classes feel a lot smaller. Once a week, students meet in a connections course with this core group of classmates and a professor or professors with similar academic interests to help students apply what they have been learning. An undergraduate student, called a learning assistant (LA), who has been successful in the same courses will assist with the class and answer questions about college life, learning and activities.



CAT Community Philosophy

CAT Communities enroll only students in their first year at K-State. CAT Communities are based on the following six elements, which make up our core identity:

Interdisciplinary academic content

Each CAT Community is comprised of graded, academic classes. The content of the connections course is also distinctively interdisciplinary, as it is shaped by the other courses in the community. The most important goal of these courses is to provide fundamental support to K-State's academic mission and its focus on student learning. Included in this mission is an effort to support student learning beyond the first year, so we encourage faculty to also emphasize such college success strategies as study skills, test-taking strategies and time management as part of their academic curriculum.

Beyond the academic

As they support student learning inside the classroom, CAT Communities also create experiences for students outside of the classroom. Students and faculty are encouraged to attend K-State First events, such as the K-State Book Network program-wide event or other campus events. Faculty also embed within their course co-curricular experiences specifically for their CAT Community students. For example, you might go on a field trip or organize a study group.

Common elements

CAT Communities are part of the larger K-State First Program. All courses are designed to introduce students to the academic standards of college-level work and the university's undergraduate student learning outcomes. The courses emphasize critical thinking, communication, community building and the application of learning. They also provide students with the opportunity to engage in co-curricular activities.

High-quality instruction

The CAT Communities Program has a strong, skilled and dedicated faculty. These faculty members are part of a team of instructors who are coordinated at the university-level and work with each other to plan, design, teach and assess the K-State First Program. These instructors, drawn from all over campus, are pedagogically excellent, experienced and interested in undergraduate education at K-State. They are among the best instructors at the university.

Active learning

With their small size and community focus, the CAT Communities invite and encourage an active learning environment. The courses devote significant portions of class time to hands-on learning, group discussions, problem solving, inquiry-based learning and activities that provide students with opportunities to develop their critical thinking and communication skills. CAT Communities are also academic spaces that encourage students to collaborate, interact and develop relationships with their peers and professors.

Peer mentoring

Each CAT Community benefits from the presence of an undergraduate peer mentor, or Learning Assistant (LA). As a fellow student who is acquainted with college life, the LA serves as both a social and academic support for students in the CAT Community. LAs attend the one-hour CAT Community course, help coordinate outside events and facilitate students' transition to college life.



Student Learning Outcomes

All K-State First CAT Communities share four basic Student Learning Outcomes (SLOs): critical thinking, communication, community building and application of learning.

Upon successful completion of a CAT Community, students will be able to:

Think critically

Identify interdisciplinary connections between two courses and explain their overlapping thematic questions or issues

Communicate effectively

Express their own understandings of course content in respectful dialogue with others and with engagement, imagination and self-reflection

Build community

Interact effectively with faculty and peers both inside and outside of the classroom

Apply learning

Use the skills and knowledge learned in the class to solve new problems, answer questions, or identify areas for further investigation

Common Components for All CAT Communities

1. Syllabus including common SLOs
2. An attendance policy
3. Regular use of active learning pedagogy
4. Participation in common reading program (KSBN)
5. Attendance at co-curricular events

Sample CAT Community Course Description

“The Psychology of Prejudice strives to engage students with similar academic interests in a smaller special topic class. The Psychology of Prejudice course will examine stereotypes, prejudice and discrimination broadly, including where bias comes from and how it may be reduced. In addition, we will discuss general strategies for maximizing your success in college.”



Types of CAT Communities

Although all CAT Communities share a similar identity and common elements, K-State First offers four different types of CAT Communities for first-year students.

Interest-driven CAT Communities

Interest-driven CAT Communities are themed around a variety of academic and social interests, including music, gender, diversity, self-discovery and American culture. This year's interest-driven CAT Communities are:

- Gender, Race and Class in American Culture
- What's the Matter with Matter?
- Making the Ultimate Playlist: American Culture Revealed
- Who Will You Be?
- Understanding the Weather



Pre-professional CAT Communities

Pre-professional CAT Communities engage students with their intended profession early, in such fields as engineering, business, law and pre-physical therapy. This year's pre-professional CAT Communities are:

- The Art of Engineering
- The Business of Hospitality
- The Law and Society
- Pre-Physical Therapy
- Profitability in Livestock Enterprise
- Design Matters

Residential CAT Communities

Residential CAT communities provide an opportunity for first-year students to connect with students who share their academic interests by placing them in the same campus residence hall. Like our other CAT Communities, students take a group of classes together, but they live and socialize near each other, too. This year's Residential CAT Communities are:

- The American Story
- The Psychology of Prejudice

Study Abroad CAT Communities

Study Abroad CAT Communities provide a dynamic, global learning experience for K-State students from the start of their college experience. Like our other CAT Communities, students take a group of academic classes together during the fall semester, but they also have the chance to travel abroad over winter break for an international service-learning opportunity. This year's Study Abroad Communities include:

- Spanish in Action (Costa Rica)

Chapter 3: The Role of the Learning Assistant

What is a Learning Assistant?

The Learning Assistant is a peer mentor for the first-year students in a CAT Community. As a fellow student who is acquainted with college life, the LA serves as both a social and academic support for students in the connections course. Although the LA can and will at times serve in a teaching capacity, K-State First distinguishes the LA's role theoretically and practically from that of an instructor or graduate teaching assistant. We believe that the most effective LAs will fill two primary roles:

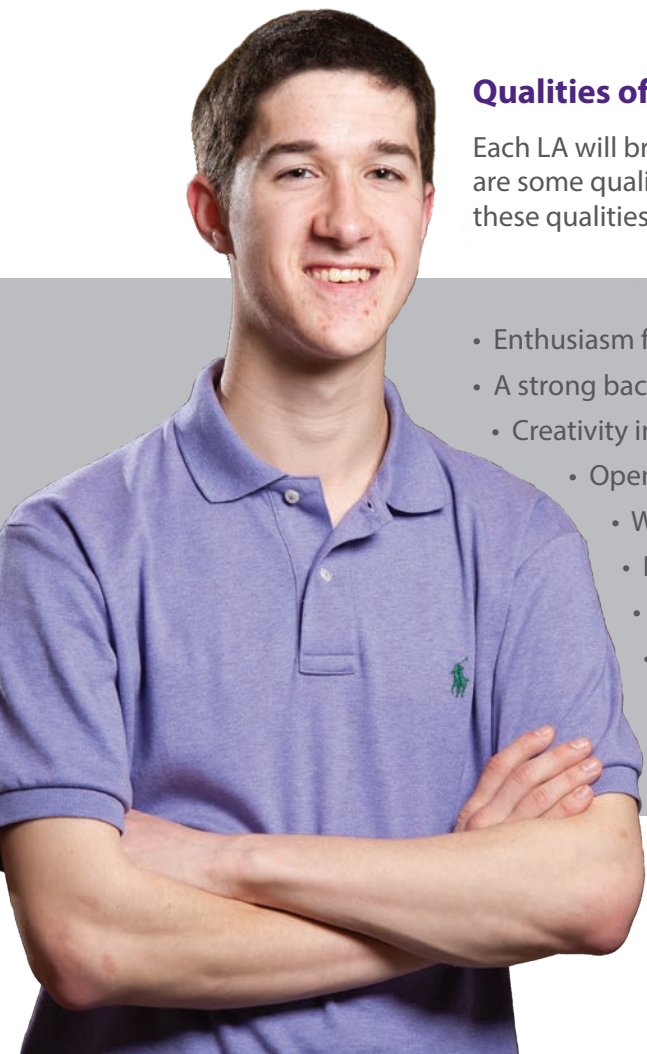
"Side-by-Side" Role (peer)

As a peer, the LA should come alongside the students in the classroom, providing them with a connection to K-State as well as a picture of a well-integrated college student. Practically, this means the LA should "jump in" to the CAT Community, involving themselves in class discussions, sharing about their own study habits, attending events, forming friendships with students, etc.

Leadership Role (mentor)

As a mentor, the LA acts as someone who has "gone before" and thus can act as a coach for students. In this role, LAs challenge students to grow both academically and socially and provide structured ways for them to do so. Practically, this may mean facilitating community-building activities, leading discussions, teaching mini-lessons on time management or study skills, hosting study sessions, or meeting with students one-on-one.

As peer mentors, the LAs will need to negotiate and balance both their side-by-side and leadership roles, setting an example while being approachable and relatable.



Qualities of the LA

Each LA will bring a unique personality and set of skills to the position. However, there are some qualities we believe all LAs should possess, and we encourage you to develop these qualities throughout your time in the position:

- Enthusiasm for learning
- A strong background in the academic content of your CAT Community
- Creativity in designing social and academic opportunities for students
 - Openness toward others and motivation to help others succeed
 - Willingness to share your own experiences with college life
 - Engagement with campus and community life
 - Ability to be organized and prepared, both in and out of class
 - Respect for student privacy
 - Presenting yourself as professional both inside and outside of the classroom, as well as on social media

Student Learning Outcomes: LA Program

Like our other K-State First programs, the LA training program has been designed to help participants grow both academically and personally. As such, we have developed specific Student Learning Outcomes (SLOs) for our peer mentoring program. Our goal is that you will make progress over the semester in each of the following areas.

Upon successful completion of the Learning Assistant Program, LAs will be able to:

Think critically

- Employ strategies to assist first-year students in their transition to college
- Understand effective leadership practices for peer mentoring

Communicate effectively

- Communicate with a diverse group of people, including professors, first-year students and peers
- Facilitate active learning in large and small group settings on relevant academic and social topics

Build community

- Build and facilitate relationships among faculty, students and peers, both inside and outside of the classroom

Apply learning

- Use the leadership skills and knowledge developed in the program to influence others and enhance their own personal development



General Expectations for Learning Assistants

In general, the minimum program expectations require each LA to do the following:

- Spend approximately three to five hours per week assisting CAT Community professor with the connections course (planning and facilitating class activities, developing classroom community, connecting with students, etc.)
- Attend and actively participate in the Learning Assistant training and development program (approximately one hour per week).
- Facilitate at least two educational activities outside of the classroom, such as study sessions, one-on-one meetings with individual students, field trips, lectures, etc.
- Serve as a peer mentor and positive role model for first-year students
- Meet regularly with the LA Coordinator

The Learning Assistant Training Program

All LAs are asked to participate in K-State First's LA training program, which includes weekly meetings with the LA Coordinator and other LAs across campus. These meetings are designed to communicate the importance of peer mentoring to our program, including its philosophical and pedagogical bases. Although we realize every LA will have a unique role based on the needs of his or her particular CAT Community, we want them to be equipped with general strategies for effective peer mentoring. These meetings also help foster community among all of the LAs working with first-year students across campus.



Sample topics covered in the LA Training Program:

- Developmental phases of first-year students
- Teaching and modeling student success strategies, such as time management, basic note taking, test taking and study skills
- Planning for active learning, facilitating discussions, coordinating co-curricular events
- Assisting students who need academic or social support

At times, LAs will be asked to complete reading or prepare a short presentation prior to the LA meeting. LAs should consider these assignments like they would other work responsibilities and come prepared to each meeting time.

You will receive a schedule of meeting topics and assignments at the first LA meeting.

The LA Inside the Classroom

Although an LA's role is not confined to the classroom setting, his or her presence in the CAT Community connections course is one of the most important aspects of the position. We encourage LAs to be involved creatively, actively and energetically in the classroom setting.

Before class:

- **Assist the professor in planning and preparing for the connections course.** Most professors and LAs find it useful to meet at the same time every week to discuss the upcoming class period. If you are leading any activities for the week, make sure to have a lesson plan written and all materials gathered.

- **Plan to attend every session of the one-hour connections class.** If you are sick or need to be absent for any reason, you should contact your professor and make arrangements for covering your responsibilities. Attending the two general education classes connected to your CAT Community is not required, but may be useful at times (please arrange your attendance in these classes with the course professor ahead of time).

During class:

- **Take an active role in getting to know students.** Learn every student's name as soon as possible, and spend time interacting with them before and after class. Try to have a personal, meaningful conversation with each student in the class no later than the third week of the semester and make a few notes so you'll remember important information later.

- **Be fully engaged in all classroom activities.** Pay attention to lectures, involve yourself in group activities and participate in classroom discussions. When you are not leading an activity, sit at a desk along with the other students. Don't take over the discussion, but be visible and try to participate in ways that will support the professor and encourage students to join. In other words, act as a model student who demonstrates enthusiasm for learning.

- **Observe how the students are interacting.** Make note of classroom dynamics, and look for ways to involve students not participating or connecting with classmates. If students seem overwhelmed or disengaged, ask if there's a way you can assist them or find an appropriate time to mention your observations to the professor.

- **Creatively design activities for student learning and connecting.** You and your professor will work together to decide what responsibilities you will complete in the classroom, but feel free to also take initiative and offer ideas. Some possible tasks you might complete in class include:
 - Advertising upcoming campus events
 - Leading a discussion over the KSBN book
 - Giving a presentation on time management
 - Facilitating community building activities
 - And much more!

After class:

- **Record your activities and thoughts for the week in your LA Journal.** Include approximate times spent on each activity, and spend time reflecting on what went well or could have been improved that day. Consider what types of activities you might organize to assist your students in coming weeks.

The LA Outside of the Classroom

The CAT Community model is unique in that it helps connect students both academically and socially. We envision that students will not only be learning and connecting in the classroom, but also outside of class. One of the best ways to connect academic and social experiences together is to plan learning experiences for students outside of the classroom.

Required

☐ **Co-curricular events:** K-State First faculty are asked to attend events outside of class with their students, such as the program-wide KSBN event or other co-curricular opportunities specifically related to their CAT Community. As an LA, you should also plan to attend these events with the class. Minimal preparation should be required on your part, but your attendance, presence and enthusiasm will speak volumes to your CAT Community students. Legitimate excuses from these events may be discussed and approved through your faculty member.

☐ **Supplemental sessions:** Each LA is asked to plan a minimum of **two** out-of-class academic experiences for students (although you are encouraged to plan as many as you find helpful and feasible). These differ somewhat from co-curricular events because although you should discuss them with your professor ahead of time, you will have full responsibility for these sessions. The primary requirement is that they somehow support the academic content of your CAT Community. In addition, you are asked to prepare a basic lesson plan for these sessions one week in advance and submit it for feedback from the LA Coordinator.

You will likely gather ideas for your sessions over the course of the semester, but here are some ideas LAs have implemented in the past:

- Hosting a test review, often incorporating games such as Jeopardy or trivia
- Planning a workshop for an upcoming paper or project
- Viewing a related film, with a brief discussion afterward
- Taking a field trip to a museum, with guided reflection and discussion questions
- Attending an on-campus lecture, with reflection and discussion times
- Coordinating service-learning activities (if interested, please contact LA Coordinator for help making arrangements)

Strongly Encouraged

☐ **Individual meetings with students:** As possible, we strongly encourage you to connect with students in one-on-one or small group settings. Previous LAs have held office hours, set up student appointments to chat about college life or concerns, or arranged tutoring sessions for an assignment or project. Make sure to hold these sessions in semi-public environments, such as in the library or a coffee shop. Your professor may have a suggestion for hosting office hours in a regular place, such as a departmental conference room, should you wish to do so.

☐ **Other activities:** Ask students to join you at a K-State sporting event, play a game at the Rec Center, visit a campus club meeting, or bowl at the K-State Student Union. If you're comfortable, use social media to connect with students and host live-chat Q&A sessions related to the first year of college or a class assignment. Be creative! Connect with students in a variety of ways as you feel comfortable and it works with your schedule. For other ideas and resources related to connecting with students, see page 23.



A Word About Boundaries...

As an LA, we want you to feel comfortable acting as a fellow student. If first-year students identify and trust you as a peer, your relationship with them can be very powerful. As such, we encourage you to develop casual and friendly relationships with the students in your CAT Community. At the same time, remember that you are also a professional and a leader. This means that you will need to set some boundaries with the students in your CAT Community that differ from those you set with close friends your own age. Because there is no way to predict all of the situations you might encounter, we encourage you to always use good general judgment when interacting with students. However, here are some boundaries to consider before you begin your role as LA:

Boundaries related to time: Be clear about how and when students may contact you. Will you give them your phone number? Are they allowed to text you after midnight? Can they contact you on Facebook? Will you answer a question about the assignment on the day before it's due? These decisions are up to you, but we recommend that you establish some norms for student communication that will protect time for your own studies and personal time while also providing students with access to you when needed. Establishing office hours and predetermined methods of communication near the beginning of the semester has worked well for previous LAs.

Boundaries related to student relationships: Be wise when planning outside of class events or interactions with students. A good general guideline is to hang out with students most often in a group setting. For one-on-one interactions such as office hours or tutoring sessions, arrange to meet in public, open places (library, coffee shop, lobby of a residence hall, etc.). You should not host students alone in your home or drive them in your car. Dating a student in your CAT Community is strongly discouraged. Finally, all of your activities with CAT Community students should be legal, safe and in good taste. If you are placed in an uncomfortable situation or have a question about appropriate boundaries, please contact the LA Coordinator.

Boundaries related to student privacy: As you build trust with students, they may confide in you with personal information or concerns. You should feel free to listen, empathize and provide advice to students as long as you feel comfortable. You should also protect the student's privacy by not sharing these personal concerns with the professor or other members of the CAT Community. The exception to this rule are cases where you are *required* to report an incident to a university professional, which include any reports of discrimination, harassment, or retaliation – particularly if these events happened on campus. Other situations may also require that you take action to help the student. For example, if the student shares information that may contribute to his or her academic performance in class, you may want to alert the professor. If you ever sense that the student may be in danger or place others in danger, you should immediately report this to the appropriate supervisor, such as the LA Coordinator, an RA or RLC, or your CAT Community professor. When in doubt, please make a quick written record of your interaction with the student and immediately contact the LA Coordinator.

Boundaries related to student academic performance: Over the semester, you may become privy to information about how a student is performing in one of the CAT Community classes. By law, you are required to keep this information confidential. In addition, LAs should not grade student work, although you may provide feedback that is not evaluative or tied to a grade.

Boundaries related to social media: Social media is an extremely useful tool for connecting with students, but it also requires some careful thought. Many LAs have found that students respond very well to Facebook or Twitter, and we encourage you to use these as it helps create community with students. By contrast, some LAs prefer to keep their social media accounts private. No matter which route you choose, please remember that you are an employee of the university and have been selected as a role model for other students. Therefore, we ask that you keep your social media posts in good taste. This includes portraying the university in a positive light and refraining from posting inappropriate pictures or content. If you have specific questions, please contact the LA Coordinator.



Working with Your CAT Community Professor

One of the strongest predictors of an LA's success is the quality of the relationship with the CAT Community professor. Having a great working relationship with your professor will not only benefit you and the professor, but also the students in the CAT Community.

Five Ways to Maximize your Professor/LA Relationship

1. Communicate often. Research on peer mentoring and interviews with former LAs suggest that frequent communication between instructors and LAs leads to CAT Community success. Contact your professor before the fall semester begins and ask if you can meet to talk about the class. Come ready with prepared questions and share your own strengths, weaknesses and interests. (See page 17 for a list of questions you may want to ask at your first meeting.) Most professors and LAs also find it helpful to set a regular meeting time throughout the semester.

2. Establish clearly defined roles and responsibilities. The LA position is intended to be dynamic and flexible, and the position can be tailored to best suit the needs of your professor and CAT Community. Yet even with the flexibility of the position, establishing your role early and clearly will help to maximize your performance and prevent confusion. The following tips can help you establish your role:

- Agree ahead of time on which responsibilities belong to the professor and which belong to the LA. You may want to use the chart on page 18 to help.
- Look at the examples in this chapter to generate ideas about what types of tasks and projects you might complete both inside and outside of class. Share your own creative ideas with the professor as appropriate.
- Discuss how you will describe your role to the first-year students. See page 10 for assistance.

3. Ask for feedback. Don't be afraid to ask for constructive feedback from your professor on a regular basis. It's usually best to ask for specific feedback – i.e. "Would you watch me lead the icebreaker today and give me some suggestions for next time?" – rather than just a general, "How am I doing?" Asking for suggestions will help you build trust with your professor and improve your performance as an LA.

4. Share feedback. At times, you may become privy to information or feedback from students about the course that may be beneficial for the instructor to know. Although you will want to be tactful about how you share this feedback, don't be afraid to share suggestions with your professor. After all, you may have a helpful perspective on how the students are responding to the course.

5. Remember the faculty mentoring relationship is powerful. Although you have been selected for this position to help first-year students, the LA role is a learning opportunity for you as well. Your faculty member has expertise, life experiences and professional connections in your academic area that can be extremely valuable. Ask questions, work hard and be personable. This relationship may lead to references or other job opportunities down the road.

"The best thing my CAT Community professor and I did all year was communicate often. I was able to create some assignments before classes even started. Not only did this take stress off both of us, but it set up a dialogue for our working relationship."

.....

Travis Shockley, LA for Design Matters CAT Community, '11



Topics for Discussion: CAT Community Faculty and Learning Assistants

Here are some ideas for discussions that you may want to have with your CAT Community faculty member.

LA/Faculty Background

- 1. What previous experience do you have working with students? What special interests or strengths do you have that may benefit the CAT Community as a whole?
- 2. Has the instructor taught this particular course and/or CAT Community before? What changes – if any – might be made? What new ideas could you help execute?

LA Involvement

- 3. What are the learning outcomes for the CAT Community? How can you help students meet these objectives?
- 4. What types of activities will you organize or lead? This could include teaching a lesson, planning an icebreaker, leading a small group discussion, etc.
- 5. Each LA is responsible for planning two supplemental sessions – outside of class – during the semester. Brainstorm possible ideas for these sessions and tentative times during the semester when these might occur. Previous LAs have arranged field trips, study sessions, movie viewings, etc.

Details and Logistics

- 6. What time each week will the LA meet with the CAT Community Instructor?
- 7. What is the best way for each person to be reached?
- 8. What is the best way for you to communicate an absence (illness, school-related activity, etc.)?
- 9. How should we communicate if one of us feels that some aspect of the class is not going as planned?



Faculty and LA Responsibilities

The following grid can be a useful tool to determine your responsibilities within the connections course.

Faculty and LA Responsibilities	Professor	Learning Assistant	Both
Preparing materials for class			
Taking attendance			
Corresponding with absent students			
Facilitating class discussions/activities/ icebreakers			
Teaching academic habits (test-taking strategies, note-taking skills, study skills, etc.)			
Meeting one-on-one with students			
Integrating course resources into the class: <i>Ready Player One</i> , library resources, etc.			
Coordinating guest speakers			
Organizing and leading study sessions, trips to the library and outside of class instruction			
Other:			

Ideas for Supplemental Sessions planned by LA (two required):

Session

Estimated Month/Date

Chapter 4: Benefits of Peer Mentoring

A significant body of research indicates the benefit of peer mentoring within educational settings. As powerful sources of influence during the college years, peers can become positive or negative influences for other students socially, cognitively and personally. Below are just a few areas research has highlighted as reasons for peer mentors' effectiveness with first-year students.

Accessibility

Peer mentors are often more available and approachable than adult professional staff. A recent literature review by Jaime L. Shook and Jennifer R. Keup reports that peer leaders exert influence on students "in a way that is less intimidating and more accessible to fellow undergraduates than would the actions of professional staff and faculty members" (6). In addition, peer leaders have close "proximity to the student experience" that makes them great sources of assistance for students (9). Because peer mentors are more accessible than others on campus, they can be important resources for students who need assistance navigating the demands of college life.

Social Connections

Creating a social network on campus is extremely important during a first-year student's transition to college. Studies have suggested that if students do not find friends at their institution, their feelings of loyalty toward that institution decrease. In fact, Whitt et al. reports that "student involvement is the single most important determinant of what one derives from a college education" (72). Therefore, peer mentors can help students feel a sense of belonging on campus and thus contribute to their overall feeling of satisfaction with university life.

Academic Assistance

In addition to helping foster a social community, peer mentors can help students make academic gains. According to Whitt et al.'s findings, "the more that students were involved with their peers in both course-related and non-course-related interactions, the greater their cognitive growth" (72). However, the same study also suggests that some students do not receive help from their peers that is adequate for their learning needs. Thus, a peer mentor who is academically competent in the student's area of study can assist in ways that the student's own peer group may not.

Success for the Peer Mentor

Peer mentors also experience benefits themselves from serving in this position. The following is a selection from Shook and Keup's article outlining just a few of the many benefits of peer leading:

By fostering and applying skills and capabilities such as self-direction, leadership, oral communication, intercultural skills, civic engagement, teamwork, and critical thinking, peer leaders are honing abilities that have been identified as twenty-first century learning objectives for college and that are also highly desirable skills among employers (Association of American Colleges and Universities, 2011). For example, peer mentors who serve first-year students report increased confidence in their ability to manage group dynamics, facilitate learning, and empathize with their students (Harmon, 2006).



Research from Previous LAs

Yearly exit interviews are conducted with our outgoing Learning Assistants at the end of each semester. Here are just a few of the themes that emerged from recent interviews, including some highlights, challenges and suggestions.

Benefits of the LA Program:

- ✓ All of the LAs found the position rewarding and beneficial!
- ✓ Many LAs received satisfaction from watching the program connect first-year students to each other and to the university.
- ✓ LAs expressed personal growth in: relationship building, interpersonal skills, teaching/tutoring, public speaking and their own ability to manage time.
- ✓ The highlight of LA meetings? Connecting with other LAs, particularly those from other disciplines across campus.

Philosophy of First-Year Student Success:

When asked what makes a first-year student successful, LAs most often cited:

- ✓ Ability to foster social connections and friendships
- ✓ Access to various resources on campus, both academic and personal

Some Challenges ... and Some Suggestions

LAs also noted a few challenges they encountered while serving in the position. Here are a few of those challenges and some suggestions for navigating them.

The Challenge	Some Suggestions
Some weeks, the job seemed busier than expected	<ul style="list-style-type: none"> • The time requirements of the role can be difficult to predict, so knowing this from the start is helpful. Try to remain within the weekly guideline of four to five hours, but you may need to be flexible on busier weeks. • Use the LA Coordinator, your professor and KSOL as resources for planning ideas and time management suggestions. • If the work becomes overwhelming, communicate immediately with the LA Coordinator.
Attendance at supplemental sessions was not as high as anticipated	<ul style="list-style-type: none"> • Plan events that meet a need or desire for the students. (i.e., If they are anxious about an upcoming test, plan a review session.) • Prepare early and advertise often! Frequent reminders will pay off. • Communicate the relevance of the activity to students and ask your professor to do the same. Some professors may choose to make your activity part of the course requirements or provide extra credit.
It can sometimes be difficult to define the role and/or responsibilities	<ul style="list-style-type: none"> • Communicate often about your responsibilities with the professor and LA Coordinator. • Introduce your role to students on the very first day. Use the information in Chapter 3 as a guide. • Remember the role is intended to be flexible! When in doubt, ask for feedback from the professor, students and the LA Coordinator.

A word from a past Learning Assistant

The letter below was written by Maureen, a former K-State Learning Assistant:

Dear K-State Learning Assistants,

I cannot begin to describe how impactful my semester as a Learning Assistant was for my K-State experience! I was challenged each day, whether trying to find a new way to connect with a student, engage students in activities, or find ways to share my own experiences and tips for success.

By making the most of this opportunity, you will grow as a student and as a leader. I gained invaluable experience in large group facilitation as well as confidence as I helped students implement their own study skills. I felt that this position was a capstone experience for me as a student, but the most rewarding part was seeing the way the CAT Community truly met the four student learning outcomes: thinking critically, communicating effectively, building community and applying learning. These outcomes developed slowly throughout the semester, to be sure, but each week the students became more active and our classroom community became more comfortable. By being a committed LA, you truly will contribute to the community of the classroom and empower students to become active learners.

Enjoy a great semester – and get excited to be part of new student successes!

Sincerely,

Maureen

Learning Assistant 2012



Chapter 5: Community Building and Active Learning Resources

We believe that students will learn best in an environment where they feel connected with those around them and personally involved in the learning process. This chapter contains resources for building community and designing engaging, active learning experiences.

The LA's Role in Creating Community

Building an atmosphere of safety and inclusiveness can greatly benefit the classroom environment. When students feel safe, they are more willing and eager to participate in classroom discussions and activities, and they will enjoy coming to class. Students are more apt to “contribute to a learning environment in which they feel a sense of belonging and where there is mutual respect among classmates and instructors” (“Building Community” 2).

There are countless ways you can help foster community among students, both inside and outside of the classroom. Most importantly, you can model inclusiveness and treat both the professor and students with respect and fairness. By simply acting as a consistently positive presence, you can contribute to the overall attitude and tone of the classroom environment.

The following section outlines some ideas for other ways to build relationships both inside and outside of class, through formal icebreakers or more informal gatherings.



Using the KSBN Book

The KSBN book is a great way to open up a conversation with students, since most of them read it over the summer. Consider asking their opinions about the book or the issues it addresses in both informal and formal settings.

The 2013-2014 KSBN selection is *Ready Player One* by Ernest Klein.

For specific ideas about using the book, please check out the KSBN Faculty page at <http://www.k-state.edu/ksbn/faculty.html>

Past KSBN books include:

- *The Immortal Life of Henrietta Lacks*, 2012
- *Zeitoun*, 2011
- *The Hunger Games*, 2010



Planning Community Building Activities

At times, your professor may ask you to lead a community building or icebreaker activity with your CAT Community class. You can also implement these activities at other times, such as before a supplemental session or while waiting for an event. Below are just a few ideas to get you started when planning an icebreaker.

Map-Making: Tell students that the classroom is a map (of the state, country, or world), and have them stand where they believe their hometown would be on that map. Have students work together to adjust their map until it is close to scale. Then ask each student to share about their hometown and how they decided to come to K-State.

Speed-Dating (or Inside-Outside Circles): Have students line up across from each other in two even lines; or create two circles (one inside, one outside, with the same number of people in both). Give each student a card with a question on it. They have one minute to talk to the person in front of them and ask/answer each question. After one minute, have one line (or one circle) rotate to the right, to meet a new person and answer a new question.

Lollipop: Pass out Dum-Dum lollipops to the group. For every letter that appears in the flavor, the participant has to share something about him/her with the group. (Example: Lemon, L=Laughs, E=Energetic, etc.)

Two Truths and a Lie: Give the group some time to write down two things about themselves that are true and one thing that is a "lie." Each group member will then share these facts about themselves and the rest of the group has to figure out which "fact" is actually a "lie." (Note: If you don't have time to play the entire game in one sitting, you can save students' responses and play whenever there is time across multiple class periods.)

Four Corners: Ask students questions about their backgrounds, and provide four possible responses for each one. Designate each corner of the room as "A,B,C or D." Have students travel to the correct corner for each question.

On This Date in History: Ahead of time, find groups of pennies that were made in the same year, depending on the size of the group you would like students to form. Hand out a penny to each group member. Have them find the person with the same year on their pennies. They should then talk about where they were and what they were doing during that year.

Superlatives: Students are asked to study their classmates quietly and to decide on a superlative adjective that describes themselves in reference to the others (youngest, tallest, from farthest away, etc.). They then tell their adjectives, explain why they selected it and test their accuracy.

Beach Ball: Get a large inflatable beach ball and use a permanent fine or medium point marker to write "get to know you" questions all over it. Throw the ball around in a large group. The person who catches it has to answer the question touching their left thumb. They then say their name, answer the question and throw it to someone else. You may also choose to use these questions as conversation starters in other types of games.



Developing Relationships with Students

Making personal connections with students early and often will reap benefits not only for your relationship with first-year students, but also for your CAT Community as a whole. One of the most important windows of opportunity to connect with students is during the first three weeks of the semester. Here are some concrete ways you might interact with students during the first three weeks of class and beyond:

- **Start learning names early.** Ask your professor to see the course roster and begin to learn the names of your students before the first day.
- **Organize a game of sand volleyball** or Ultimate Frisbee at the Rec. Set a time and place, and have interested students meet you there.
- **Show up early to class.** Connect with students and make small talk before the professor arrives.
- **Going to a club meeting?** Invite students along with you. (“I’m heading to Parachute Club tonight – anyone interested in coming along?”) Or, attend the Activities Carnival with some of your CAT Community students. Help them get signed up for some organizations that interest them.
- **Send a personal welcome email** to each student, welcoming them to K-State and offering assistance with any questions or concerns during their transition.
- **Host a study or review session** in a residence hall lobby near where your students live. You can contact the residence hall staff to arrange space, or ask a student who lives in the hall to reserve a spot.
- **Find out if you have class** near any of the CAT Community students directly before the CAT Class. Arrange to meet somewhere and walk over together each day.
- **Invite students to a lecture** or campus event that you’re already planning to attend. Save a few spaces for them so you can sit together, and try to chat about the event afterward.
- **Host a campus or residence hall tour** for any interested students. You could highlight important buildings important to their area of interest or plan a fun tour that highlights your own favorite study or recreation spots on campus. Consider scheduling the tour right after class, so students are already gathered.
- **Contact students who habitually miss class.** Make sure they are OK and doing well, and let them know they are missed during class time.
- **Arrange an impromptu group event** immediately following class or on the same day as the CAT Community course. (Ex: “Hey Everyone, I’m going to walk over to the K-State Student Union for buy one, get one free Call Hall ice cream at 3:00. Who wants to meet me there?”)
- **Set up a weekly office hour.** This doesn’t need to be formal – you might simply hang out at the Union during the same hour every week. Tell students exactly where you’ll be and invite them to visit with questions or concerns. (Note: some LAs find that scheduling personal appointments with students once or twice during the semester is more successful. If you host regular office hours, choose a time when many students in your CAT class are available and advertise often!)
- **Attend a Week of Welcome event** with students in your CAT Community. Find the schedule of Week of Welcome Activities here: wow.k-state.edu.

“Learning is not a spectator sport. Students do not learn much just by sitting in classes listening to teachers, memorizing pre-packaged assignments, and spitting out answers. They must talk about what they are learning, write about it, relate it to past experiences and apply it to their daily lives. They must make what they learn part of themselves.”

.....

From “Seven Principles for Good Practice in Undergraduate Education” (Chickering and Gamson, 1987)

What is Active Learning?

Put simply, active learning happens when students are given the opportunity to interactively engage with classroom material and help produce academic knowledge. Rather than simply being passive vessels who receive information, students learn best when they play an integral role in the classroom environment.

The LA’s Role in Active Learning

Although the instructor will primarily structure classroom activities, every LA will at times be asked to help facilitate student learning, whether during a supplemental session, a tutoring session, a short classroom presentation, etc. Whenever you are given this opportunity, we ask that you design creative, active learning experiences for students! Although it can take some preparation on the front end, your role as a facilitator or teacher will be much more enjoyable when students are engaged participants, rather than passive listeners.

Ideas for Active Learning

- **Journal or reflective writing:** Give students a question or writing prompt related to the day’s topic, and ask them to write down their initial thoughts in one or two minutes. You can use this to kick off a class discussion, or as time for students to review something they have just learned.

- **Think-pair-share:** Present a question or discussion topic to students. Give them a few seconds to formulate their own answer, then have them turn to a partner and discuss their thoughts. You can then have students share their ideas with the rest of the class.

- **Round robin:** You can use this activity to generate discussion and ideas among the class. Have each student write a response to a prompt on a blank sheet of paper. They do not need to include their names. Then, have them pass

the sheet of paper to several people to the left or right. That person should read the initial person’s thoughts and then generate a response. Keep passing papers around until everyone has had a chance to respond to at least four or five people. Then, you might host a large group discussion about what students learned.

- **Inside-outside circles:** Divide students into two even groups. Have one group stand in a circle facing the outside of the classroom, and then have the other group stand in a circle facing the inside of the classroom. Everyone should have one person standing directly in front of them. Provide students with note cards with a question or discussion topic on them. They should ask this question to the person across from them and discuss for 30-60 seconds. Then ask the members of one circle to rotate one person to the left. Students can repeat the same activity, only their partner will have a different question or topic for them to answer.

- **Recalling a memorable experience:** Start a discussion by getting students to talk about a memorable experience in their lives that somehow connects to the topic of the lesson. Because students are experts on their own experiences, starting out with personal stories is often much less intimidating for them than launching straight into a discussion of the strengths and weaknesses of a theory. This can work well with various discussion topics (media’s influence on society, Hurricane Katrina and racism, First Amendment freedoms, etc.) or when thinking about success strategies (exam prep, time management, note taking, etc.).

- **Minute speeches:** This activity is great for reviewing information as a class. Place slips of paper in a basket or hat. Each slip should contain one topic, such as a concept from an article they have read or a term they should review for an exam. Give students five minutes to prepare a “one minute speech” on that topic. They can use their books or notes, or even work in partners if you choose. Then, go around the room and have students share their mini speeches. If they run out of things to say or miss important information, allow others from the class to chime in.

- **Find illustrative quotes:** Bring in copies of an article (or any text) you would like students to discuss. Have students spend the first 10 minutes or so reading through the article and highlighting/underlining quotes that they especially agree with, disagree with, find interesting, or find particularly difficult to understand. Whether you discuss in groups or the whole class, students now have something to contribute. They can discuss/question/affirm the points they've underlined.
- **Illustrate a term or concept:** Provide students with paper and colored pencils or markers. Ask them to draw a picture that represents a concept from the course. Provide time for students to share these with others in the class and explain why they made the artistic decisions they did.
- **Games:** Many games can be adapted for active learning in the classroom. LAs in the past have used Jeopardy, Hangman, or card games as means of helping students review material. You can also invent your own game or activity. For example, to lead into a discussion on time management, one LA gave her students balloons and told them they should hit the balloons around the room without letting them touch the ground. As the activity went on, she continued to add more balloons and students were laughing as they tried to keep balloons from falling. Then, the LA asked the class to consider how this activity related to balancing their schedules as college students, and they discussed strategies for keeping organized.

A note on lectures and presentations ...

Many professors use lectures and presentations as a means of conveying information to students, particularly in a large lecture setting. There is nothing inherently wrong with this method, but we want CAT Communities to create smaller learning environments where students can take a more interactive approach to learning. As such, we encourage you to break presentations or lectures into shorter chunks. For example, if your professor asks you to give a presentation about your own first year of college, think of ways to make the presentation interactive, such as sharing your own experiences for 5-15 minutes, and then giving students time to write or share about their own. You might also include a brief video or movie clip, facilitate a study skills activity, or hold a Q&A time where students can ask you questions about your experiences. Be creative and watch students become more engaged with the information you're sharing!

Some information and activities included in this section have been adapted from the University of South Carolina's University 101 handbook, from the chapter titled "Teaching and Learning."



Lesson Planning 101

As an LA, you will not be responsible for extensive amounts of lesson planning, but you should be prepared to teach and facilitate group activities whenever called upon. Teaching and facilitating skills will also come in handy when leading your own supplemental sessions. Here are some things to know and remember when planning and teaching class.

- **Preparation is key!** You will feel much more confident when leading your activity if you have a good sense of where your lesson is headed and have written a solid plan. A good lesson plan will help you think through how to get students engaged in the class and their learning. Try to have some backup ideas if something goes amiss or the lesson ends earlier than expected.
- **Convey confidence.** You might only be a year or two older than the first-year students, but you have been placed in this position for a reason. Be yourself, but be confident and poised. Don't be afraid to encourage students to participate.
- **Explain clearly.** Be explicit about what you want students to know or do, and explain why it's important. Ex: "Today, we are going to discuss issues of class in *Ready Player One*. This should help us better discuss and understand current American economic policy." Speak loudly, clearly and slowly. Give directions clearly and consider writing them on the board so students can refer to them often.
- **Provide time for wrap up or review.** At the end of a lesson or activity, leave at least a few minutes for reflection or review. Students' recall will be stronger if you provide time for them to synthesize what they have learned. Ask them to answer a short writing prompt or share what they have learned during the activity with a partner.

Elements of a Lesson Plan

There are typically three parts to a strong lesson or activity: establishing clear objectives, planning meaningful activities, and leaving time for review or assessment. These terms are explained and illustrated below.

Term	Objectives	Activities	Review/Assessment
Primary Question	What will the students do or learn during the lesson?	How will students learn the material?	How will you make sure students have understood the objectives?
Examples	<p>Students will be able to...</p> <ul style="list-style-type: none"> • Understand important themes in <i>Moby-Dick</i> • Define qualitative and quantitative research • Explain strategies for effective test-taking 	<p>Include active learning methods such as...</p> <ul style="list-style-type: none"> • Journal or reflective writing • Think-pair-share • Round Robin • Group discussions • ...etc. <p>Other active learning ideas are on page 25.</p>	<p>As an LA, use informal review and assessment methods such as...</p> <ul style="list-style-type: none"> • Exit slips • Verbal review • Reflective writing • ...etc <p>*Formal methods like quizzes and tests are also possibilities, but these should only be used with instructor approval and assistance.</p>

Lesson Plan Template

Name:

Class:

Lesson Title:

Date:

Materials/Resources Needed:

Objectives: (What do you want students to learn? What should they be able to know or do after the lesson?)

Students will be able to ...

Activities: (How will students learn the material? When possible, provide a "time stamp" for each activity.)

Review/Assessment: (How will you review what was learned? How will you know if students met the objectives?)

Chapter 6: Additional Resources

Campus Events and Activities

In order to help get your students involved in campus events, here are some places to find out about what's going on at K-State.

Week of Welcome: wow.k-state.edu

Landon Lecture Series: k-state.edu/lectures/landon

Lou Douglas Lectures: k-state.edu/ufm/LouDouglas.htm

Campus Support Offices

Here is a list of offices on campus where you can direct students if they require additional support.

One Stop Shop for Student Success, Division of Student Life: k-state.edu/onestop/

Disability Support Services: k-state.edu/dss/

K-State Healthy Decision: k-state.edu/hd/

Counseling Services: k-state.edu/counseling/

Office of Student Activities and Services: k-state.edu/osas/

Additional Reading

Kuh, George D., et al. *Student Success in College: Creating Conditions That Matter*. San Francisco: Jossey-Bass, 2005.

Pascarella, Ernest T. and Patrick T. Terenzini. *How College Affects Students: A Third Decade of Research*. San Francisco: Jossey-Bass, 2005.

Newton, Fred B. *Students Helping Students: A Guide for Peer Educators on College Campuses*. San Francisco: Jossey-Bass, 2010.



General Timeline

<p>Spring</p>	<p>Complete hiring process</p> <ul style="list-style-type: none"> • Submit application and attend interview • Complete hiring paperwork in New Student Services before August <p>Prepare for your role</p> <ul style="list-style-type: none"> • Attend Spring LA Meeting • Meet with LA Coordinator and CAT Community professor to prepare for the fall semester
<p>Summer</p>	<p>Complete any necessary reading</p> <ul style="list-style-type: none"> • Read KSBN Book • Look over LA Handbook <p>Communicate with professor</p> <ul style="list-style-type: none"> • Establish your role inside and outside of the classroom • Outline fall meeting times and communication plan • Look over the course syllabus or policy statement <p>With professor's approval, contact students prior to the beginning of the semester</p> <ul style="list-style-type: none"> • Introduce yourself and your role in the CAT Community • Provide students with a way to reach you with questions
<p>Fall</p>	<p>Every Week:</p> <ul style="list-style-type: none"> • Attend LA Meetings • Plan and prepare for CAT connections course • Connect with students and facilitate social and educational activities • Attend co-curricular events with professor and students <p>First Day of Class:</p> <ul style="list-style-type: none"> • Introduce yourself to students • Begin learning names <p>First Week of Class:</p> <ul style="list-style-type: none"> • Attend Week of Welcome or other events with students • Help students find their way around campus and connect with each other <p>By Week Three:</p> <ul style="list-style-type: none"> • Make meaningful, personal contact with each student • Schedule a personal meeting with LA Coordinator <p>By Week Six:</p> <ul style="list-style-type: none"> • Complete mid-term meeting with professor <p>By Thanksgiving Break:</p> <ul style="list-style-type: none"> • Have two supplemental sessions planned and implemented. Submit plan to LA Coordinator in advance.
<p>Winter</p>	<p>Week 15:</p> <ul style="list-style-type: none"> • Complete LA exit interview with LA Coordinator <p>Communicate with professor</p> <ul style="list-style-type: none"> • Write them a thank you note • Debrief the semester and gather or offer feedback <p>Enjoy your break!</p>

Works Cited

Chickering, Arthur W. and Zelda Gamson. "Seven Principles for Good Practice in Undergraduate Education." *AAHE Bulletin* 39.7 (1987): 3-7.

Shook, Jamie L. and Jennifer R. Keup. "The Benefits of Peer Leader Programs: An Overview from the Literature." *New Directions for Higher Education* 157 (2012): 5-16.

University of South Carolina. "Building Community." *University 101 Faculty Resource Manual*. 2010. 1-31.


University of South Carolina. "Teaching and Learning." *University 101 Faculty Resource Manual*. 2010. 1-34.

Whitt, Elizabeth J. et al. "Interactions with Peers and Objective Self-Reported Cognitive Outcomes Across 3 Years of College." *Journal of College Student Development* 40.1 (1999): 61-78.



Special thanks

We would like to thank the 2011 Learning Assistants for generating some of the content for this handbook: Bethany Spare, Chelsea Crockett, Haley Anderson, Kale Hamm, Karen Clifton, Lea Folsom, Madeline Wetta, Molly Hogan, Sara Tullis, Sophia Dongilli and Travis Shockley



Notes:



K-STATE FIRST

ANDERSON HALL
ADMINISTRATION