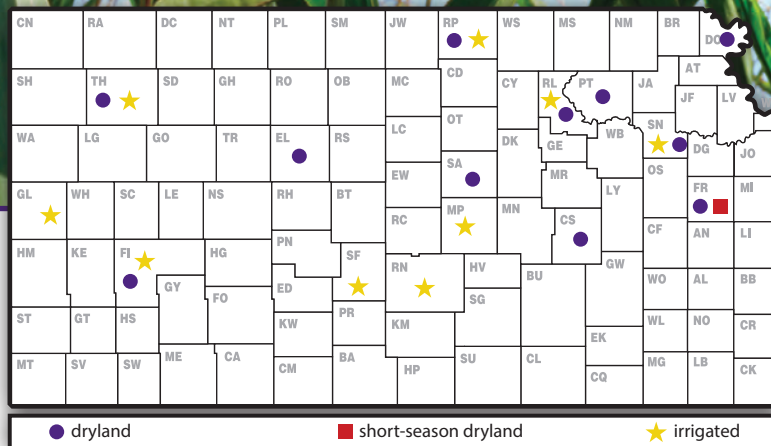



2016 Kansas Performance Tests with

Corn Hybrids



Report of Progress 1129



TABLE OF CONTENTS

2016 Corn Crop Review

Statewide Growing Conditions and Weather.....	1
2016 Temperatures by District Table 1	1

2016 Performance Tests

Diseases and Insects, Objectives and Procedures.....	2
Companies Entering 2016 Tests Table 2.....	3

Northeast Dryland: Manhattan, Riley County; Severance, Doniphan County; Onaga, Pottawatomie County

Weather Data	4
2016 Region Summary Table 3	5

Northeast Irrigated: Manhattan, Riley County; Scandia, Republic County; Topeka, Shawnee County

Weather Data	6
2016 Region Summary Table 4	7

Eastern Dryland: Ottawa, Franklin County; Topeka, Shawnee County

Weather Data.....	8
2016 Region Summary Table 5	9

Central Dryland: Belleville, Republic County; Assaria, Saline County

Weather Data.....	10
2016 Region Summary Table 6.....	11

Short Season: Ottawa, Franklin County

Weather Data	12
2016 Region Summary Table 7	13

South Central Irrigated: Moundridge, McPherson County; Hutchinson, Reno County; Macksville, Stafford County

Weather Data	14
2016 Region Summary Table 8	15

Western Dryland: Hays, Ellis County; Garden City, Finney County; Colby, Thomas County

Weather Data	17
2016 Region Summary Table 9	18

Western Irrigated: Colby, Thomas County; Tribune, Greeley County; Garden City, Finney County

Weather Data	19
2016 Region Summary Table 10	20

Entries in the 2016 Kansas Corn Performance Tests Table 11	21
Electronic Access, University Research Policy, and Duplication Policy	back cover

2016 CORN CROP REVIEW

Statewide Growing Conditions and Weather

The 2016 corn season had an overall favorable weather pattern. Wetness in the spring delayed planting in many locations. In addition, many fields presented early-season problems of lack of uniformity that impacted early growth and progress of the crop. Uneven corn stands can cause yield losses.

During the growing season, flooding was an issue in many locations, with Sedgwick and Brown counties being particularly hard hit. Saturated soils inhibit root growth, leaf area expansion, and produce yellow leaves. This saturation, early season, can confine the root system to the top inches of the soil, presenting several issues early and during late season stages (plants susceptible to drought and standability issues). Hail was also a problem across the state. There were 526 reports of large hail through October 15. Of those events, 223 were reported in May. Hail has a larger impact when occurring around flowering time or during the grain filling, when the plant depends on the leaves, potentially affecting grain number and seed weight.

As related to the precipitation conditions, all divisions averaged above normal for the period of April 1 through October 15. The greatest departure was in the south central region, where the divisional average was 32.17 inches or 138% of normal. Unfortunately, the rains weren't evenly distributed across the region or across the season. At the St. John station, rainfall was below normal until mid-August. A wet end to August was followed by more normal conditions in September and October. Wet conditions during the reproductive stages favored diseases in corn such as Diplodia ear and stalk rot. In addition to the disease incidence, late-season rainy conditions delayed harvest in many areas across the state, challenging the harvest progress.

Temperatures weren't as much of a factor (Table 1.) The warmest readings were seen in mid-July, with the highest read of 110°F reported on July 24 at Webster Dam. The latest freeze events recorded weren't particularly late with Quinter dropping to 24°F on April 15. The first autumn freezes were also close to average, with Sharon Springs dropping to 28°F on the 8th of October, and Concordia reaching 29°F on the 13th.

Luckily, the below-freezing temperatures did not affect corn since it did not match with the most sensitive stages during the grain filling. Most of the crop was fully mature when those temperatures occurred. Corn can be affected when temperatures are below or at 32°F. The colder below 32°F, the less exposure time it takes to damage the corn. However, corn is not affected once the black layer (physiologically mature) is formed.

Despite the abovementioned challenges, in September the U.S. Department of Agriculture forecasted a corn yield of 151 bushels per acre for the state of Kansas for the 2016 growing season, overpassing the 148 bushels per acre from the 2015 growing season (Ignacio A Ciampitti, Kansas State University Cropping Systems Specialist, and Mary Knapp, Kansas State University Climatologist).

Table 1. 2016 temperatures by crop production district

Division	Extreme Tmax (°F)	Date	Avg Tmax (°F)	Avg Tmin (°F)	Avg Tmean (°F)	Extreme Tmin (°F)	Date
Northwest	106	23-Jul	81.1	52.6	66.8	22	2-Apr
North Central	110	24-Jul	81.6	56.5	69.1	22	3-Apr
Northeast	106	23-Jun	80.7	58.3	69.5	22	2-Apr
West Central	107	24-Jul	82.0	53.4	67.7	21	2-Apr
Central	109	22-Jul	82.6	57.7	70.1	19	2-Apr
East Central	106	25-Jul	81.0	59.8	70.4	23	12-Apr
Southwest	107	24-Jul	83.8	55.4	69.7	18	2-Apr
South Central	106	22-Jul	83.5	59.3	71.4	23	2-Apr
Southeast	104	23-Jul	82.4	60.9	71.7	23	2-Apr

Diseases

Significant rainfall amounts across most of the state alleviated drought conditions in 2016, but at the same time, they provided ideal conditions for many foliar diseases. Gray leaf spot, while not present at the record levels seen in 2015, was still higher than the long-term average. Unfortunately, because of low commodity prices, many producers chose not to apply a fungicide and this was a significant mistake where more susceptible hybrids were being grown. Yield losses could easily be more than 15%. For the second consecutive year, southern corn rust made its first appearance in mid-June rather than the historical time period of late-July to early-August. The disease quickly spread across the entire state and certainly resulted in yield losses of 10% or more where corn was planted later and fungicides were not applied.

Goss's bacterial blight was present at near-normal levels, with most of the reports coming from the western half of the state. A new bacterial disease, commonly referred to as corn bacterial leaf streak, was identified for the first time in Kansas. This disease has been present in Nebraska since at least 2014, and may have been in Kansas last year, but 2016 was the first year that the causal bacterium, *Xanthomonas vasicola* pv *vasculorum* (Xvv) was positively identified as the cause. By year end, Xvv was officially diagnosed in 16 Kansas counties, most of which are in the western third of the state. The disease is most common and severe in fields that are in a continuous corn, no-till production system with overhead irrigation. At this time, it is not clear if this disease is associated with any yield loss.

Rainy weather at silking time also resulted in a record epidemic of Diplodia ear rot. This disease can cause entire ears to become moldy, shrinking and discoloring kernels. The disease can also penetrate the cob, causing "cob rot," which ultimately leads to large amounts of foreign material in the grain from infected fields and results in significant dockages at the point of sale.

Aspergillus ear rot, the cause of aflatoxin problems was present on a localized basis. The most severe problem area was in southern Harper and Barber Counties and in Oklahoma. While a few samples tested over 1,000 ppm, most samples were well below the 20 ppm safe level established by the Food and Drug Administration.

Lastly, Fusarium, anthracnose, and Diplodia stalk rots were present in varying degrees across a large part of the state. Stalk rots lead to premature death of infected plants with the result being reduced yields from smaller ears and the additional threat of losses from lodging.

(Doug Jardine, Kansas State University Department of Plant Pathology)

Insects

Reports of black cutworm infestations were a little more common this year, mainly from southeast Kansas, than in the past 3-4 years. This was probably due to the weather and the time of planting. Black cutworm moths migrate into Kansas in early spring and lay eggs in the lower, wetter areas of fields. One of their common names is "overflow" worm because of this. Some areas in a few fields were replanted after the worms completed their development and the problem was taken care of.

A few reports were received from north central Kansas about rootworm damage. It seems this has also been the pattern for the last 3-4 years. Rootworm resistant corn is either being overcome by the rootworms, or the grower mixed up the location of the Bt-resistant variety with a rootworm-susceptible variety.

Japanese beetles seem to be increasing their infestation area throughout north central Kansas. They now seem to be common within an area bordered by the Nebraska and Missouri borders and Interstate 70 and KS Highway 75.

There was also considerable concern relative to "ragworms" in whorl-stage corn. Plants were infested with mostly fall armyworms but also some corn earworms, which caused the ragged look. Leaf feeding occurs within the whorl and the leaves display the tattered appearance after they grow out. That is one of the reasons spraying is not recommended: it is usually too late, the insecticide doesn't penetrate into the whorl, and the leaf feeding doesn't really affect yield. (Holly Schwarting and Jeff Whitworth, Kansas State University Department of Entomology)

2016 PERFORMANCE TESTS

Objectives and Procedures

Corn performance tests, conducted annually by the Kansas Agricultural Experiment Station, provide farmers, extension workers, and seed industry personnel with unbiased agronomic information on many of the corn hybrids marketed in the state. Entry fees from private seed companies finance the tests. Because entry selection and location are voluntary, not all hybrids grown in the state are included in tests, and the same group of hybrids is not grown uniformly at all test locations. Most companies submit seed treated with systemic insecticides, which can affect yield in some situations. A column listing insecticide seed treatments

for each hybrid is included in Table 11 to help interpret yield results.

Three to four plots (replications) of each hybrid were grown at each location in a randomized complete-block design. Each harvested plot consisted of two rows trimmed to a specific length, ranging from 20 to 30 feet at the different locations.

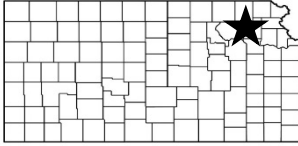
Explanatory information is given in summaries preceding data for each test. Tables 3 through 10 contain results from the individual performance tests. Hybrids are listed together by company name. A summary of growing season precipitation data is given for individual test discussions. General trends in precipitation relative to normal are readily observed in the graphs.

Grain yields are reported as bushels per acre of shelled grain (56 lb/bu) adjusted to moisture content of 15.5%. Yields also are presented as percentage of test average to speed recognition of highest-yielding hybrids. Hybrids yielding more than 100% of the test average year after year merit consideration. Adaptation to individual farms for appropriate maturity, stalk strength, and other factors also must be considered.

Small differences in yield should not be overemphasized. Relative ranking and large differences are better indicators of performance. Least significant differences (LSD) are shown at the bottom of each table. Unless two hybrids differ by at least the LSD shown, little confidence can be placed in one being superior to the other. Yield values in the top LSD group in each test are displayed in bold. The coefficient of variability (CV) can be used in combination with the LSD to estimate the degree of confidence one can have in published data from replicated tests.

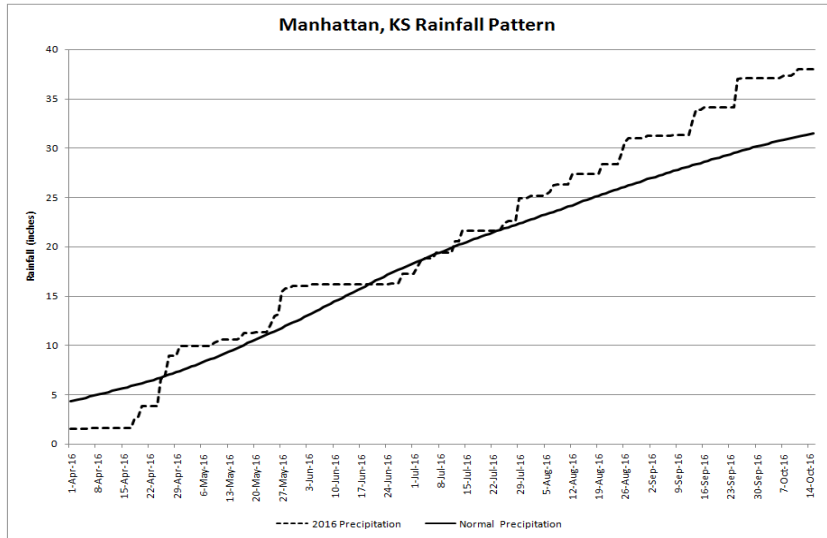
Table 1. Companies entering hybrids in the 2016 Kansas Corn Performance Tests

AgriGold Hybrids St. Francisville, IL 800-262-7333 agrigold.com	Golden Harvest Brand Seed Minnetonka, MN 800-455-0956 syngentaseeds.com	Midland Genetics (Kauffman) Haven, KS 800-634-2836 kauffmanseed.com	NuTech Seed LLC Ames, IA 800-942-6748 nutechseed.com
Advanta US, Inc (Phoenix) Amarillo, TX 806-350-7552 advantaseeds.com	LG Seeds Elmwood, IL 309-742-3302 lgseeds.com	Midland Genetics (Sylvester) Ottawa, KS 800-819-7333 midlandgenetics.com	Phillips Seed Farms, Inc. Hope, KS 785-949-2204 phillipsseed.com
B-H Genetics Ganado, TX 361-771-2755 bhgenetics.com	MFA Incorporated (MorCorn) Columbia, MO 573-876-5397 mfa-inc.com	Monsanto (Dekalb) St. Louis, MO 314-694-1000 monsanto.com	Producers Hybrids Battle Creek, NE 888-675-3190 producershybrids.com
Golden Acres Genetics Waco, TX 254-761-9838 gaseed.com			

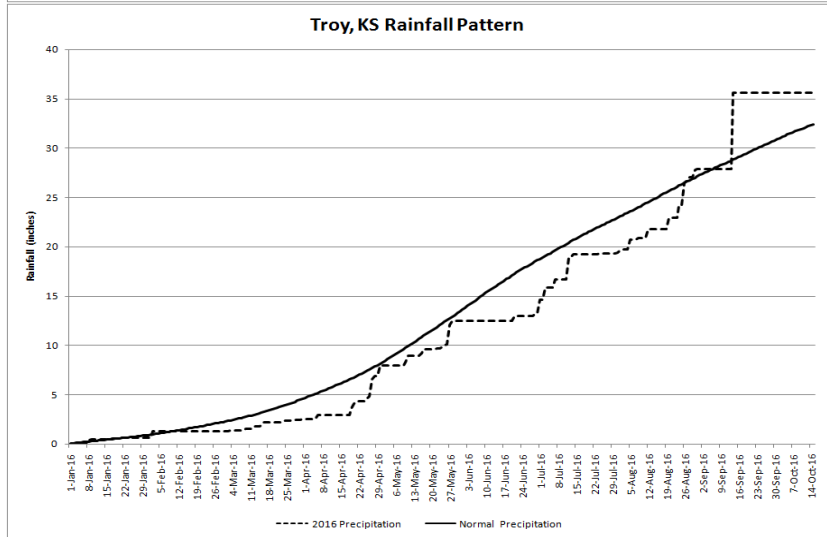


NORTHEAST KANSAS DRYLAND CORN TESTS

Manhattan, Riley County
 Agronomy North Farm
 Planted: 5/6/2016
 Harvested: 9/21/2016
 180-0-0 lb/a N, P, K
 Reading silt loam
 Previous crop: wheat



Severance (Troy), Doniphan County
 Fuhrman Farms, Inc.
 Planted: 5/5/2016
 Harvested: 10/14/2016
 180-0-0 lb/a N, P, K
 Ulysses silt loam
 Previous crop: soybean



Onaga, Pottawatomie County
 Rezac Land and Livestock, Inc.
 Planted: 5/5/2016
 Harvested: 10/17/2016
 185-0-0 lb/a N, P, K
 Kipson silty clay loam
 Previous crop: soybean

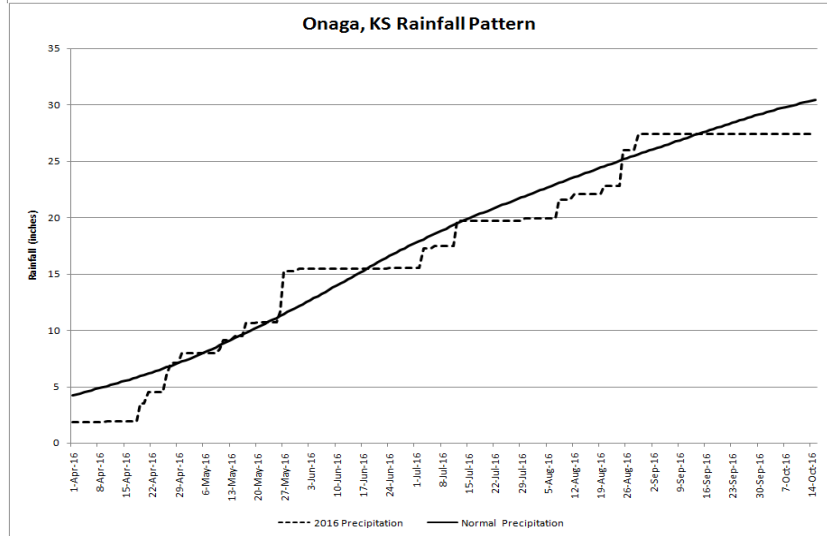


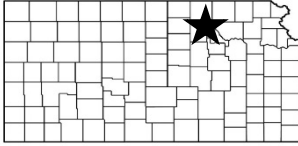
TABLE 3. NORTHEAST KANSAS DRYLAND CORN PERFORMANCE TEST, 2016

BRAND	NAME	MANHATTAN, Riley County					SEVERANCE, Doniphan County					Onaga, Pottawatomie County				
		YIELD (bu/a)	PAVG (%)	TW (lb/bu)	MOIST (%)	1000 ppa	YIELD (bu/a)	PAVG (%)	TW (lb/bu)	MOIST (%)	1000 ppa	YIELD (bu/a)	PAVG (%)	TW (lb/bu)	MOIST (%)	1000 ppa
DEKALB	DKC51-20RIB	163	87	56	15	25	118	73	58	15	24	129	78	59	14	25
DEKALB	DKC60-69RIB	176	94	56	18	24	166	103	60	16	24	158	96	61	15	24
DEKALB	DKC66-59RIB	192	103	57	18	22	180	111	60	17	24	176	107	61	16	24
LG SEEDS	LG5618STXRIB	190	102	57	20	23	--	--	--	--	--	166	101	62	16	24
LG SEEDS	LG5650STX	187	100	58	20	25	--	--	--	--	--	--	--	--	--	--
LG SEEDS	LG5700STX	187	101	53	18	20	--	--	--	--	--	--	--	--	--	--
MATURITY CHECK	EARLY	179	96	56	16	29	147	91	59	16	23	158	96	60	14	24
MATURITY CHECK	LATE	199	107	56	20	24	157	97	61	18	22	165	100	62	17	24
MATURITY CHECK	MED	192	103	58	19	26	163	101	61	17	25	170	103	62	17	25
MIDLAND	347PR	184	99	55	16	20	--	--	--	--	--	171	104	60	15	24
MIDLAND	534PR	--	--	--	--	--	165	102	61	16	24	--	--	--	--	--
MIDLAND	594PR DG	213	114	54	19	26	174	108	58	16	24	177	107	60	15	24
MIDLAND	653PR	156	84	57	18	21	146	90	61	16	22	166	101	62	15	24
MIDLAND	656PR	176	94	56	19	24	184	114	60	17	23	182	110	62	17	23
MIDLAND	714PRW	190	102	55	20	23	177	109	60	17	23	162	98	61	16	20
MIDLAND	735PR	--	--	--	--	--	180	111	59	17	23	--	--	--	--	--
MIDLAND	775PR DG	176	95	56	19	21	152	94	59	16	22	174	105	61	15	24
NUTECH	5F-113	194	104	58	19	25	155	96	62	16	24	178	108	63	16	25
NUTECH	5F-515	195	105	56	20	24	163	101	60	17	24	182	110	62	16	26
NUTECH	5F-709	201	108	55	18	30	161	100	59	16	26	161	98	60	15	25
NUTECH	5F-811	175	94	56	19	27	153	95	59	17	24	154	94	62	16	25
NUTECH	X5Z-1001	194	104	55	18	24	169	105	59	17	23	170	103	61	15	23
NUTECH	X5Z-1509	205	110	55	20	26	185	115	60	17	23	191	116	61	17	24
PHILLIPS	PSF 003 VT2 Pro	158	85	57	14	26	127	79	59	16	25	122	74	60	14	24
PHILLIPS	PSF 082 VT2 Pro	189	102	56	17	24	151	93	59	15	25	154	94	60	15	26
PHILLIPS	PSF 133 DG VT2 Pro	199	107	54	19	24	184	114	58	17	23	173	105	59	15	22
PHILLIPS	PSF 143 VT2 Pro	183	98	58	19	26	158	98	62	17	24	159	97	63	16	24
PHOENIX	5352A4	191	103	57	19	25	166	103	60	16	24	173	105	61	15	24
PHOENIX	6342A4	222	119	52	20	28	159	99	56	16	23	164	100	58	15	24
PHOENIX	6542A4	207	111	53	21	23	169	105	58	17	22	164	100	60	16	22
PHOENIX	6948A3	185	99	54	20	24	158	98	59	18	24	153	93	61	17	23
PRODUCERS	6258STXRIB	--	--	--	--	--	138	85	59	15	24	--	--	--	--	--
PRODUCERS	6483VT2PRIB	152	81	58	16	22	--	--	--	--	--	--	--	--	--	--
PRODUCERS	7068 STXRIB	154	83	54	16	26	--	--	--	--	--	--	--	--	--	--
PRODUCERS	7268 STXRIB	193	103	56	20	23	169	105	61	17	24	--	--	--	--	--
PRODUCERS	7358 STXRIB	--	--	--	--	--	148	92	59	16	23	--	--	--	--	--
PRODUCERS	7428STXRIB	187	100	56	18	24	168	104	59	15	24	--	--	--	--	--
PRODUCERS	7493VT2PRIB	--	--	--	--	--	177	110	60	18	24	--	--	--	--	--
	AVERAGE	186	100	56	18	24	161	100	59	16	23	165	100	61	16	24
	CV (%)	6	6	1	2	--	7	7	1	4	--	6	6	1	3	--
	LSD (0.05)	16	9	1	1	--	16	10	1	1	--	14	9	1	1	--

*Seed treatment and hybrid traits located in Table 11.

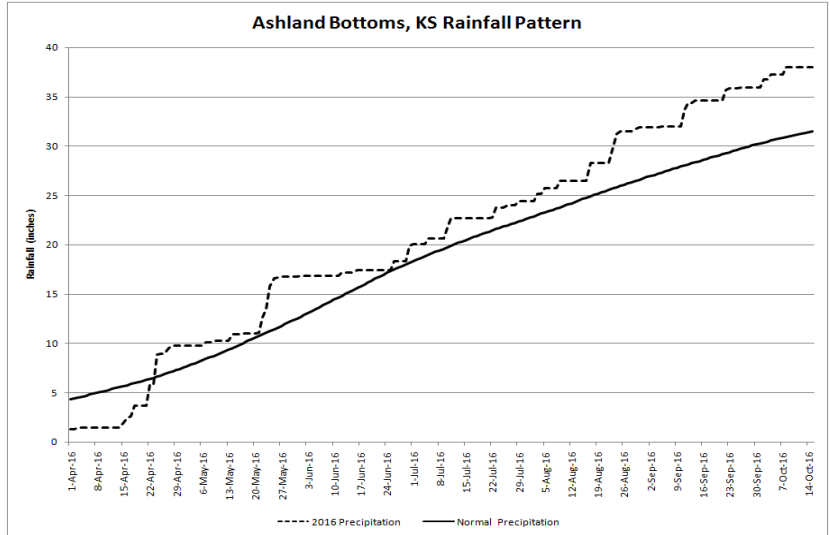
**Yields in bold are not statistically different than the highest-yielding hybrid.

***Yields must differ by more than the LSD value to be considered statistically different.

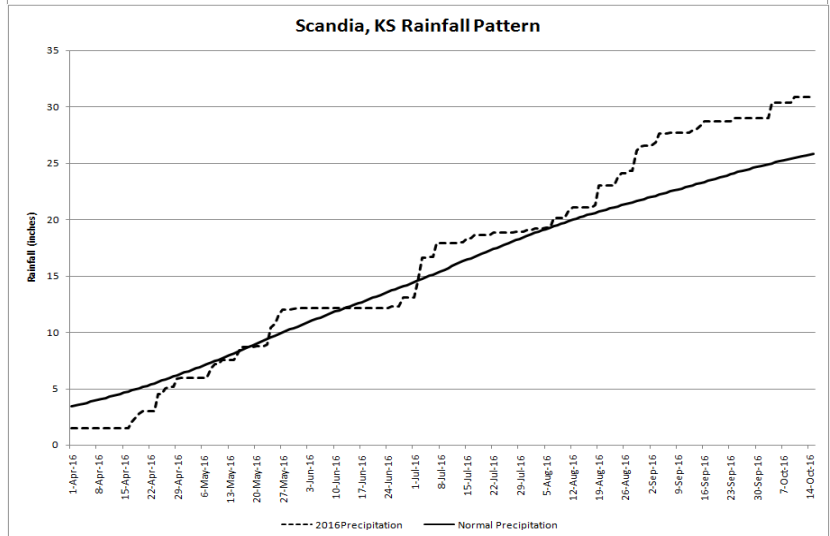


NORTHEAST KANSAS IRRIGATED CORN TESTS

Manhattan, Riley County
 Ashland Bottoms Research Center
 Planted: 5/6/2016
 Harvested: 9/23/2016
 180-40-0 lb/a N, P, K
 Sandy loam
 Previous crop: soybean



Scandia, Republic County
 North Central Experiment Field
 Planted: 6/2/2016
 Harvested: 11/2/2016
 200-0-0 lb/a N, P, K
 Crete silt loam
 Previous crop: soybean



Topeka (Rossville), Shawnee County
 Kansas River Valley Experiment Field
 Planted: 4/11/2016
 Harvested: 9/12/2016
 194-52-40-10 lb/a N, P, K, S
 Eudora silt loam
 Previous crop: soybean

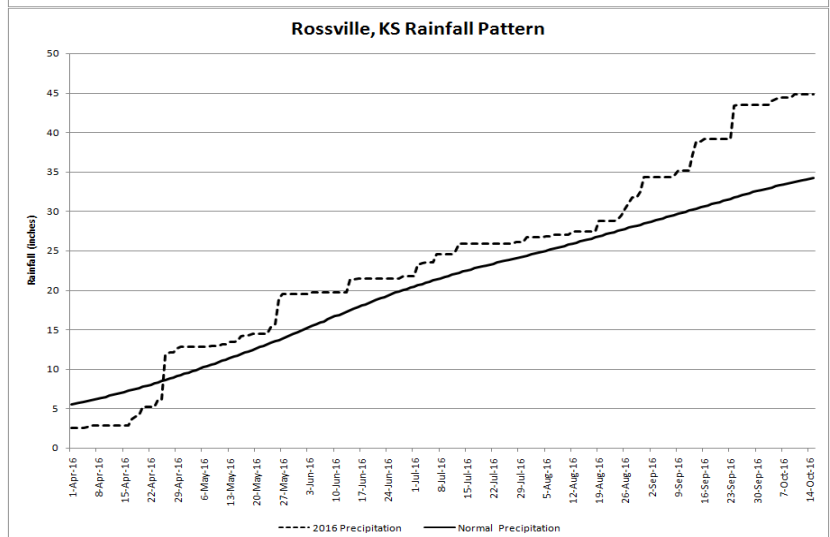


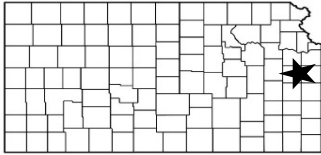
TABLE 4. NORTHEAST KANSAS SPRINKLER-IRRIGATED CORN PERFORMANCE TEST, 2016

BRAND	NAME	MANHATTAN, Riley County				SCANDIA, Republic County				TOPEKA, Shawnee County						
		YIELD (bu/a)	PAVG (%)	TW (lb/bu)	MOIST (%)	1000 ppa	YIELD (bu/a)	PAVG (%)	TW (lb/bu)	MOIST (%)	YIELD (bu/a)	PAVG (%)	TW (lb/bu)	MOIST (%)	DAYS (silk)	1000 ppa
AGRIGOLD	A6499STXRIB	--	--	--	--	--	205	107	61	14	--	--	--	--	--	
AGRIGOLD	A6517VT3PRIB	--	--	--	--	--	172	90	56	13	--	--	--	--	--	
AGRIGOLD	A6572VT2PRO	--	--	--	--	--	225	117	64	13	--	--	--	--	--	
AGRIGOLD	A6619VT2RIBD1	--	--	--	--	--	167	87	55	13	--	--	--	--	--	
AGRIGOLD	A6652VT2PRO	--	--	--	--	--	198	103	60	13	--	--	--	--	--	
DEKALB	DKC51-2ORIB	176	88	57	14	24	180	94	57	13	198	88	58	14	73	27
DEKALB	DKC60-69RIB	193	97	58	17	24	199	104	60	13	197	87	59	16	72	28
DEKALB	DKC66-59RIB	200	100	58	17	23	186	97	58	13	231	103	59	18	76	28
GOLDEN HARVEST	G10530-3111	--	--	--	--	--	195	102	59	13	--	--	--	--	--	
GOLDEN HARVEST	G11F16-3111A	--	--	--	--	--	206	107	61	13	--	--	--	--	--	
GOLDEN HARVEST	G12J11	--	--	--	--	--	--	--	--	--	214	95	58	17	77	27
GOLDEN HARVEST	G12W66-3000	--	--	--	--	--	216	113	62	13	--	--	--	--	--	
GOLDEN HARVEST	G13N18-3111	--	--	--	--	--	178	93	57	14	--	--	--	--	--	
GOLDEN HARVEST	G14V04-3010	--	--	--	--	--	191	100	59	13	--	--	--	--	--	
GOLDEN HARVEST	G18D87-3111	--	--	--	--	--	192	100	60	16	--	--	--	--	--	
LG SEEDS	LG5618STXRIB	205	103	58	18	25	--	--	--	--	--	--	--	--	--	
LG SEEDS	LG5650STX	207	103	59	18	28	--	--	--	--	--	--	--	--	--	
LG SEEDS	LG5663VT2PRIB	202	101	57	18	20	--	--	--	--	--	--	--	--	--	
LG SEEDS	LG5700STX	203	102	55	17	24	--	--	--	--	--	--	--	--	--	
MATURITY CHECK	EARLY	207	104	58	16	28	193	100	59	13	207	92	59	16	76	28
MATURITY CHECK	LATE	203	101	58	19	26	200	104	60	13	228	101	58	17	78	28
MATURITY CHECK	MED	208	104	59	18	28	196	102	60	14	213	95	59	18	78	30
MIDLAND	534PR	196	98	59	17	24	209	109	61	13	--	--	--	--	--	
MIDLAND	573PR	--	--	--	--	--	--	--	--	--	235	104	61	18	74	28
MIDLAND	594PR DG	224	112	56	18	25	188	98	58	13	240	107	56	18	76	29
MIDLAND	656PR	202	101	57	19	26	198	103	60	14	233	104	58	18	74	24
MIDLAND	714PRW	--	--	--	--	--	176	92	56	13	234	104	56	18	77	26
MIDLAND	735PR	216	108	55	20	24	189	99	59	13	232	103	57	18	77	28
MIDLAND	757PR	--	--	--	--	--	--	--	--	--	239	106	58	19	76	28
MIDLAND	775PR DG	--	--	--	--	--	190	99	58	12	--	--	--	--	--	
NUTECH	5F-015	200	100	58	18	26	184	96	58	13	243	108	59	17	76	29
NUTECH	5F-308	198	99	58	16	25	192	100	58	12	215	96	59	16	77	30
NUTECH	5F-510	187	93	59	16	26	192	100	59	13	237	105	60	16	76	29
NUTECH	5F-515	189	95	58	18	24	170	88	55	13	234	104	59	17	77	29
NUTECH	5F-709	192	96	57	16	25	191	99	58	13	203	90	59	17	77	29
NUTECH	5F-713	193	97	57	17	26	208	108	61	13	259	115	58	17	78	25
NUTECH	X5Z-1001	201	101	57	17	26	186	97	58	13	238	105	59	17	77	29
NUTECH	X5Z-1509	202	101	56	18	24	200	104	60	14	255	113	58	19	77	28
PHILLIPS	PSF 003 VT2 Pro	173	86	58	14	25	146	76	53	13	165	73	57	14	73	28
PHILLIPS	PSF 082 VT2 Pro	207	103	58	15	25	196	102	59	13	216	96	57	15	76	27
PHILLIPS	PSF 133 DG VT2 Pro	211	106	56	18	21	191	100	59	13	231	102	56	18	75	26
PHILLIPS	PSF 143 VT2 Pro	199	100	59	18	24	186	97	58	13	230	102	61	17	74	28
PHOENIX	5352A4	192	96	57	17	23	189	98	58	13	209	93	55	16	73	28
PHOENIX	6342A4	206	103	54	18	26	198	103	60	13	226	100	54	16	78	29
PHOENIX	6542A4	207	104	55	19	25	194	101	59	12	213	95	54	17	77	28
PHOENIX	6948A3	196	98	56	19	23	208	108	61	13	204	91	54	17	77	28
PRODUCERS	7268 STXRIB	--	--	--	--	--	--	--	--	--	242	108	58	18	76	29
PRODUCERS	7358 STXRIB	--	--	--	--	--	--	--	--	--	225	100	58	17	77	28
PRODUCERS	7428STXRIB	--	--	--	--	--	--	--	--	--	250	111	58	17	78	23
PRODUCERS	7493VT2PRIB	--	--	--	--	--	--	--	--	--	236	105	57	18	73	29
PRODUCERS	7668STXRIB	--	--	--	--	--	--	--	--	--	236	105	58	17	77	28
	AVERAGE	200	100	57	17	25	192	100	59	13	226	100	58	17	76	28
	CV (%)	7	7	1	3	--	11	11	--	5	8	8	2	3	--	--
	LSD (0.05)	20	10	1	1	--	34	18	--	1	25	11	2	1	--	--

*Seed treatment and hybrid traits located in Table 11.

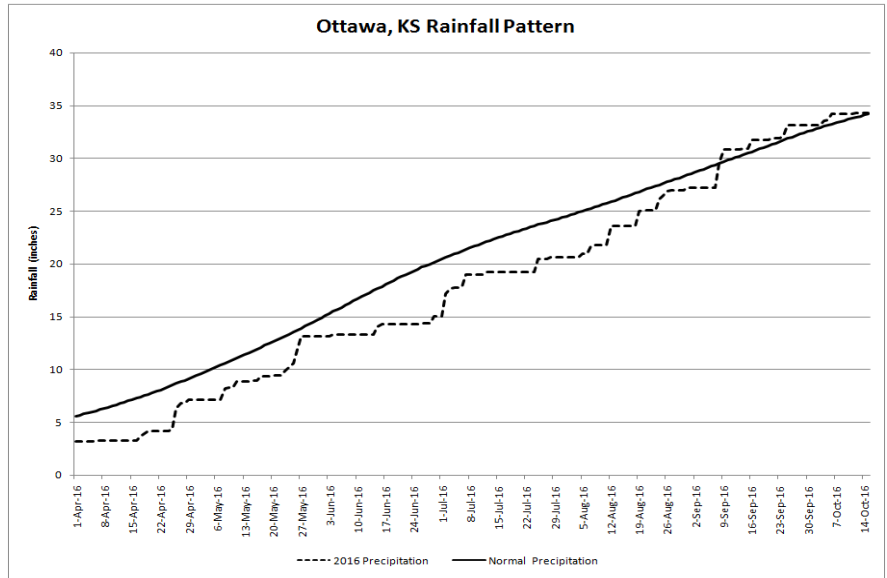
**Yields in bold are not statistically different than the highest-yielding hybrid.

***Yields must differ by more than the LSD value to be considered statistically different.

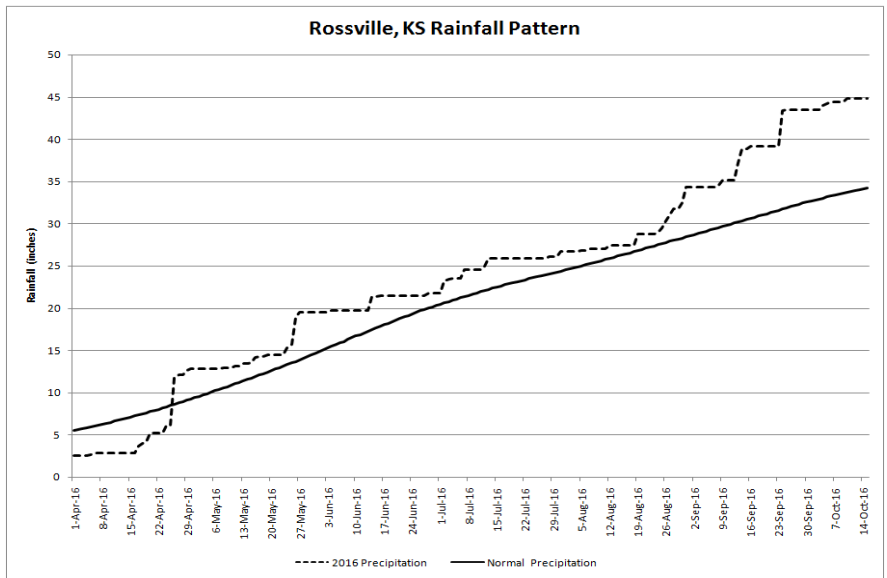


EASTERN KANSAS DRYLAND CORN TESTS

Ottawa, Franklin County
 East Central Experiment Field
 Planted: 4/12/2016
 Harvested: 9/22/2016
 140-40-15 lb/a N, P, K
 Woodson silt loam
 Previous crop: soybean



Topeka (Rossville), Shawnee County
 Private farmer's field
 Planted: 4/11/2016
 Harvested: 9/23/2016
 194-52-40-0 lb/a N, P, K, S
 Silty clay loam
 Previous crop: soybean



Erie, Neosho County
 Private farmer's field
 Abandoned due to flooding
 throughout growing season.

TABLE 5. EASTERN KANSAS DRYLAND CORN PERFORMANCE TEST, 2016

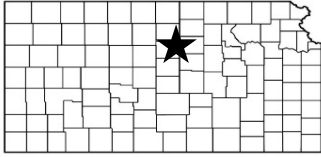
BRAND	NAME	OTTAWA, Franklin County						ROSSVILLE, Shawnee County					
		YIELD (bu/a)	PAVG (%)	TW (lb/bu)	MOIST (%)	DAYS (silk)	1000 ppa	YIELD (bu/a)	PAVG (%)	TW (lb/bu)	MOIST (%)	DAYS (silk)	1000 ppa
AGRIGOLD	A6267STXRIB	121	68	57	14	82	15	--	--	--	--	--	--
AGRIGOLD	A6413STXRIB	137	77	59	14	83	20	--	--	--	--	--	--
AGRIGOLD	A6499STXRIB	189	107	60	16	84	19	--	--	--	--	--	--
AGRIGOLD	A6619VT2RIBD1	174	98	55	15	85	22	--	--	--	--	--	--
DEKALB	DKC51-20RIB	155	87	58	13	81	22	144	80	55	14	74	25
DEKALB	DKC60-69RIB	173	97	59	15	83	22	173	96	58	15	76	24
DEKALB	DKC66-59RIB	187	105	60	15	84	23	190	106	60	16	76	23
GOLDEN HARVEST	G12J11	--	--	--	--	--	--	171	95	57	15	78	25
MATURITY CHECK	EARLY	170	96	59	14	83	24	173	96	58	15	77	24
MATURITY CHECK	LATE	189	107	61	16	87	23	189	105	60	16	79	25
MATURITY CHECK	MED	181	102	59	16	86	24	187	104	59	16	78	25
MIDLAND	347PR	187	105	57	14	84	23	194	108	56	15	76	24
MIDLAND	573PR	--	--	--	--	--	--	195	108	60	15	76	23
MIDLAND	594PR DG	172	97	55	15	86	23	198	110	54	16	77	23
MIDLAND	653PR	194	109	61	15	83	23	--	--	--	--	--	--
MIDLAND	656PR	192	108	57	16	84	22	198	110	58	16	76	23
MIDLAND	757PR	--	--	--	--	--	--	189	105	58	16	78	24
NUTECH	5F-113	178	100	60	16	85	23	172	95	59	15	78	23
NUTECH	5F-709	188	106	60	15	84	24	172	96	60	15	77	25
NUTECH	X5Z-1001	194	109	59	15	85	23	182	101	58	16	78	23
NUTECH	X5Z-1509	198	111	59	16	87	24	198	110	59	16	79	24
PHILLIPS	PSF 003 VT2 Pro	146	82	59	13	81	22	141	79	58	14	72	27
PHILLIPS	PSF 082 VT2 Pro	182	103	57	14	85	22	180	100	58	14	75	26
PHILLIPS	PSF 133 DG VT2 Pro	172	97	56	15	85	21	188	104	54	15	76	22
PHILLIPS	PSF 143 VT2 Pro	173	97	61	15	83	21	185	103	59	15	77	22
PHOENIX	5352A4	193	109	59	15	82	24	172	96	54	14	74	23
PHOENIX	6342A4	200	112	55	15	84	24	171	95	54	15	78	25
PHOENIX	6542A4	192	108	56	15	85	23	187	104	55	14	77	24
PHOENIX	6948A3	180	101	55	16	85	24	167	93	54	15	77	23
	AVERAGE	177	100	58	15	84	22	180	100	57	15	77	24
	CV (%)	8	8	2	3	1	6	8	8	2	3	0	0
	LSD (0.05)	19	11	2	1	1	2	21	12	2	1	0	0

Erie, Neosho County test abandoned due to flooding throughout growing season.

*Seed treatment and hybrid traits located in Table 11.

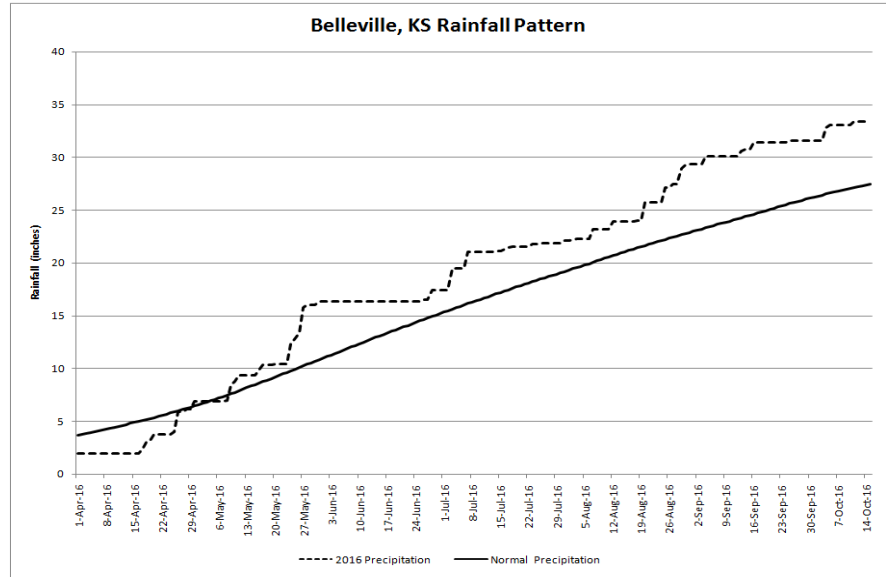
**Yields in bold are not statistically different than the highest-yielding hybrid.

***Yields must differ by more than the LSD value to be considered statistically different.



CENTRAL KANSAS DRYLAND CORN TESTS

Belleville, Republic County
 North Central Experiment Field
 Planted: 6/8/2016
 Harvested: 11/15/2016
 150-0-0 lb/a N, P, K
 Crete silt loam
 Previous crop: soybean



Assaria, Saline County
 Clayton Short Farm
 Planted: 5/17/2016
 Harvested: 9/15/2016
 180-0-0 lb/a N, P, K
 Smolan silt loam
 Previous crop: soybean

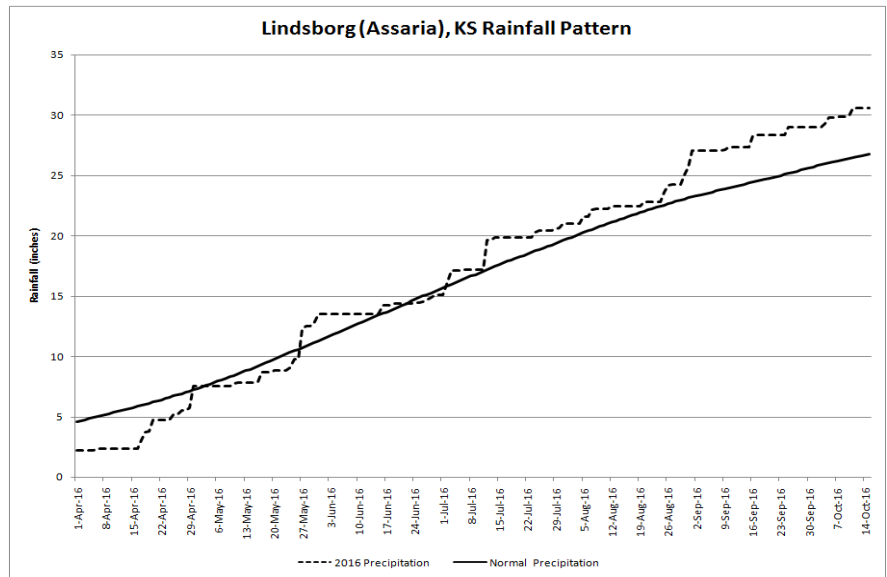


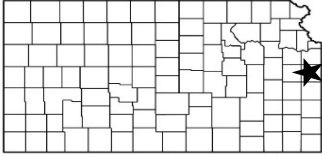
TABLE 6. CENTRAL KANSAS DRYLAND CORN PERFORMANCE TEST, 2016

BRAND	NAME	BELLEVILLE, Republic County				ASSARIA, Saline County				1000 ppa
		YIELD (bu/a)	PAVG (%)	TW (lb/bu)	MOIST (%)	YIELD (bu/a)	PAVG (%)	TW (lb/bu)	MOIST (%)	
AGRIGOLD	A6267STXRIB	153	94	58	13	--	--	--	--	--
AGRIGOLD	A6413STXRIB	162	100	59	13	--	--	--	--	--
AGRIGOLD	A6499STXRIB	177	109	59	13	--	--	--	--	--
AGRIGOLD	A6619VT2RIBD1	157	97	56	13	--	--	--	--	--
DEKALB	DKC51-20RIB	151	93	57	12	111	101	53	20	18
DEKALB	DKC60-69RIB	165	102	59	12	121	110	54	21	18
DEKALB	DKC66-59RIB	149	92	58	12	123	112	54	21	18
GOLDEN HARVEST	G07B39-3111A	178	110	58	13	--	--	--	--	--
GOLDEN HARVEST	G07F23-3111	166	102	56	13	--	--	--	--	--
GOLDEN HARVEST	G10S30-3111	173	106	55	12	--	--	--	--	--
GOLDEN HARVEST	G11F16-3111A	177	109	56	13	--	--	--	--	--
GOLDEN HARVEST	G13N18-3111	174	107	55	13	--	--	--	--	--
GOLDEN HARVEST	G14V04-3010	180	111	57	14	--	--	--	--	--
LG SEEDS	LG5618STXRIB	170	105	60	13	--	--	--	--	--
LG SEEDS	LG5643STX	159	98	57	13	--	--	--	--	--
LG SEEDS	LG5650STX	181	111	60	13	--	--	--	--	--
MATURITY CHECK	EARLY	167	103	57	13	105	96	53	16	17
MATURITY CHECK	LATE	146	90	58	13	97	89	54	19	18
MATURITY CHECK	MED	164	101	60	13	109	99	56	17	18
MIDLAND	344PR	--	--	--	--	110	100	53	21	18
MIDLAND	347PR	153	94	56	13	117	107	54	17	17
MIDLAND	436VG	179	110	55	12	--	--	--	--	--
MIDLAND	573PR	--	--	--	--	106	97	56	20	18
MIDLAND	594PR DG	151	93	55	12	111	101	53	21	18
MIDLAND	624PR	--	--	--	--	113	103	54	24	18
MIDLAND	653PR	165	102	59	12	--	--	--	--	--
MIDLAND	656PR	159	98	60	14	--	--	--	--	--
MIDLAND	757PR	--	--	--	--	121	110	54	25	17
MIDLAND	775PR DG	170	105	59	13	101	92	54	22	17
MORCORN	MC3544	146	90	59	12	108	98	54	20	18
MORCORN	MC3966	127	78	57	12	139	127	56	21	18
MORCORN	MC4178	171	105	59	12	95	87	56	17	17
MORCORN	MCXP1504	144	89	59	13	99	90	56	17	17
MORCORN	MCXP1604	174	107	60	14	103	94	57	18	17
MORCORN	MCXP1606	170	105	59	13	105	96	55	18	17
MORCORN	MCXP1607	143	88	57	12	108	98	53	21	17
NUTECH	5F-113	159	98	60	13	92	84	56	18	17
NUTECH	5F-515	136	84	59	13	113	103	54	19	18
NUTECH	5F-709	144	89	57	13	110	101	54	20	18
NUTECH	X5Z-1509	171	105	58	13	108	98	53	19	17
PHILLIPS	PSF 003 VT2 Pro	149	92	58	12	125	114	55	15	17
PHILLIPS	PSF 082 VT2 Pro	176	108	58	13	96	87	53	22	17
PHILLIPS	PSF 133 DG VT2 Pro	145	89	56	12	110	101	54	19	18
PHILLIPS	PSF 143 VT2 Pro	176	108	60	12	89	81	54	19	15
PHOENIX	5352A4	189	116	59	13	126	115	53	23	18
PHOENIX	6342A4	167	103	55	12	122	111	52	22	18
PHOENIX	6542A4	183	112	58	12	117	106	54	21	18
PHOENIX	6948A3	152	94	58	14	98	89	52	22	17
	Average	162	100	58	13	110	100	54	20	17
	CV (%)	7	7	1	5	10	10	3	18	6
	LSD (0.05)	19	12	1	1	16	15	2	5	2

*Seed treatment and hybrid traits located in Table 11.

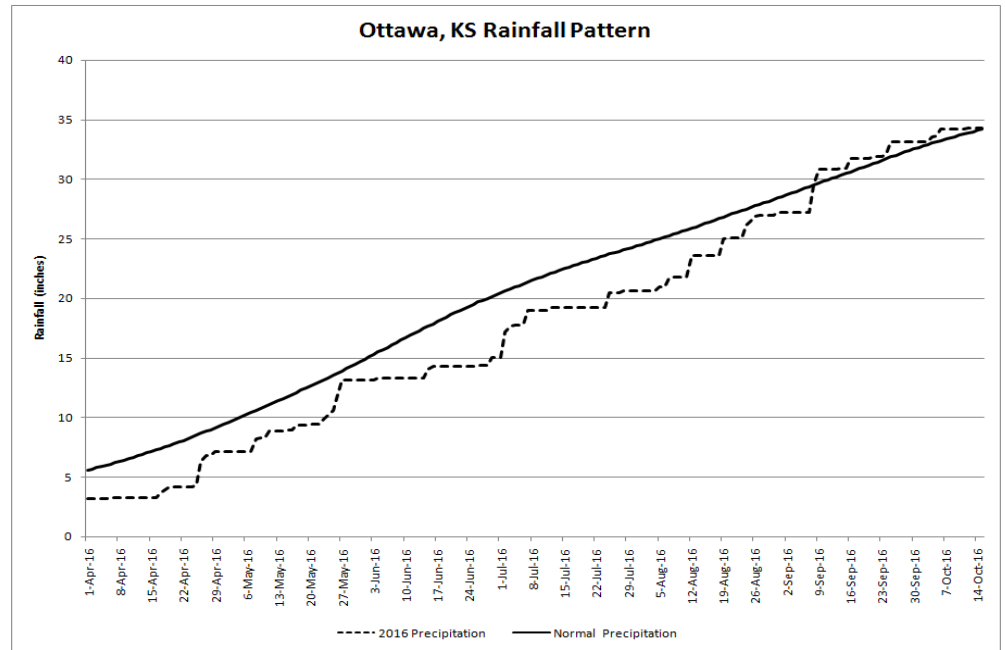
**Yields in bold are not statistically different than the highest-yielding hybrid.

***Yields must differ by more than the LSD value to be considered statistically different.



SHORT SEASON DRYLAND CORN TESTS

Ottawa, Franklin County
 East Central Experiment Field
 Planted: 4/12/2016
 Harvested: 9/22/2016
 140-40-15 lb/a N, P, K
 Woodson silt loam
 Previous crop: soybean



Parsons, Labette County
 K-State Southeast Research Center
 Abandoned due to adverse weather
 conditons.

TABLE 7. KANSAS SHORT-SEASON DRYLAND CORN PERFORMANCE TEST, 2016

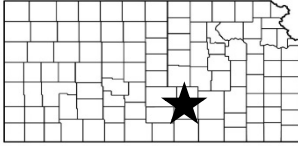
		OTTAWA, Franklin County					
BRAND	NAME	YIELD (bu/a)	PAVG (%)	TW (lb/bu)	MOIST (%)	DAYS (silk)	1000 ppa
DEKALB	DKC51-20RIB	154	100	57	13	81	22
DEKALB	DKC60-69RIB	169	111	58	15	83	23
MATURITY CHECK	EARLY	164	107	58	14	83	23
MATURITY CHECK	MED	185	121	59	16	85	24
MIDLAND	126PR	146	96	59	13	81	19
MIDLAND	134PR	144	94	58	13	81	21
MIDLAND	534PR	166	108	59	14	84	22
MORCORN	MC2583	140	92	58	14	80	20
MORCORN	MC3022	145	95	59	13	81	21
MORCORN	MC3295	114	75	58	13	82	17
MORCORN	MC3544	170	111	58	14	82	23
MORCORN	MCXP1501	130	85	58	13	82	18
MORCORN	MCXP1601	135	88	56	13	81	19
MORCORN	MCXP1604	168	110	59	14	82	23
NUTECH	5F-200	144	94	59	13	79	21
NUTECH	5F-701	143	94	59	14	83	22
NUTECH	5H-905	160	105	58	14	81	21
NUTECH	5Z-503	156	102	61	13	83	21
NUTECH	5Z-601	160	105	59	13	83	23
PHILLIPS	PSF 003 VT2 Pro	145	95	58	13	82	22
PHILLIPS	PSF 082 VT2 Pro	171	112	57	14	85	21
	AVERAGE	153	100	58	14	82	21
	CV (%)	7	7	1	2	1	7
	LSD (0.05)	15	10	1	0	1	2

Parsons, Labette County test abandoned due to severe weather during growing season.

*Seed treatment and hybrid traits located in Table 11.

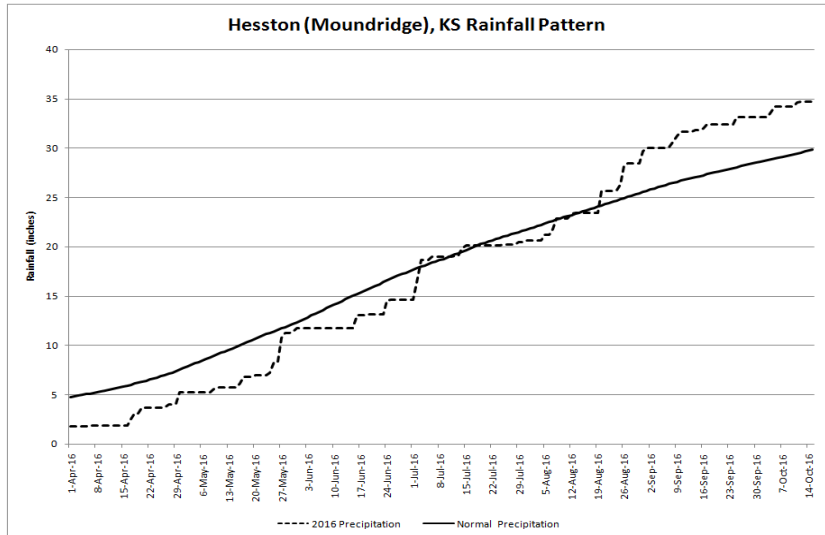
**Yields in bold are not statistically different than the highest-yielding hybrid.

***Yields must differ by more than the LSD value to be considered statistically different.

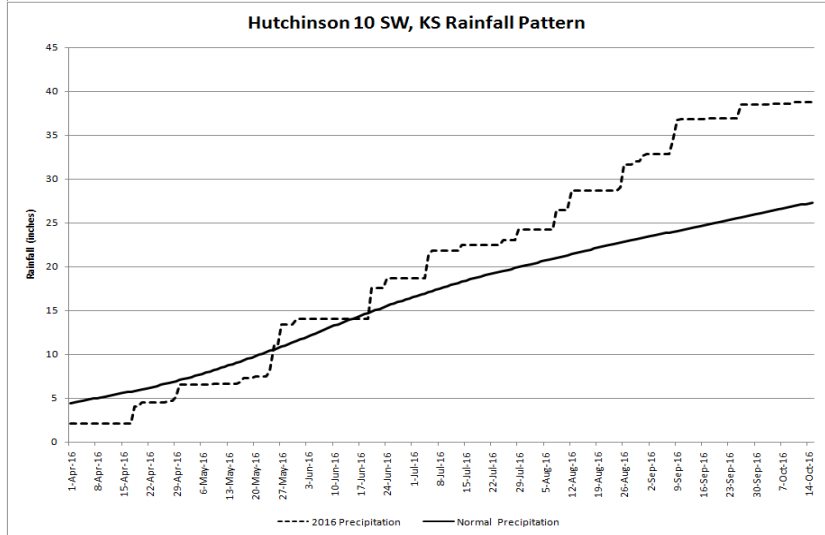


SOUTH CENTRAL KANSAS IRRIGATED CORN TESTS

Moundridge, McPherson County
 Mark Vogt Farm
 Planted: 4/27/2016
 Harvested: 9/22/2016
 200-0-0 lb/a N, P, K
 Crete silt loam
 Previous crop: wheat



Hutchinson, Reno County
 Southwest Seed Research Farm
 Planted: 4/28/2016
 Harvested: 9/19/2016
 200-0-0 lb/a N, P, K
 Punkin silt loam
 Previous crop: soybean



Macksville, Stafford County
 Justin Vosburgh Farm
 Planted: 4/27/2016
 Harvested: 9/23/2016
 230-40-0 lb/a N, P, K
 Carwile fine sandy loam
 Previous crop: soybean

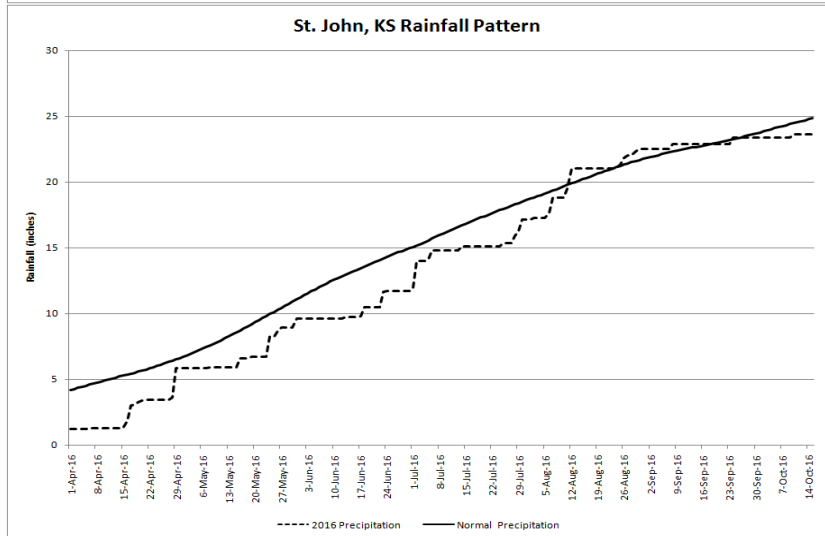


TABLE 8. SOUTH CENTRAL KANSAS IRRIGATED CORN PERFORMANCE TEST, 2016

BRAND	NAME	MOUNDRIDGE, McPherson County					HUTCHINSON, Reno County					MACKSVILLE, Stafford County				
		YIELD (bu/a)	PAVG (%)	TW (lb/bu)	MOIST (%)	1000 ppa	YIELD (bu/a)	PAVG (%)	TW (lb/bu)	MOIST (%)	1000 ppa	YIELD (bu/a)	PAVG (%)	TW (lb/bu)	MOIST (%)	1000 ppa
AGRIGOLD	A6499STXRIB	138	86	59	19	27	--	--	--	--	--	--	--	--	--	--
AGRIGOLD	A6517VT3PRIB	174	108	58	18	28	--	--	--	--	--	--	--	--	--	--
AGRIGOLD	A6572VT2PRO	162	100	61	19	26	--	--	--	--	--	--	--	--	--	--
AGRIGOLD	A6652VT2PRO	191	119	58	17	27	--	--	--	--	--	--	--	--	--	--
DEKALB	DKC51-20RIB	148	92	57	15	25	199	104	58	16	29	148	81	59	11	25
DEKALB	DKC60-69RIB	173	107	59	16	22	186	98	60	16	23	177	97	61	14	27
DEKALB	DKC66-59RIB	157	98	60	17	24	197	103	59	18	25	181	99	61	16	27
GOLDEN ACRES	G2778VT2RIB	117	73	61	16	24	197	104	59	19	25	187	102	63	14	28
GOLDEN ACRES	G5788STXRIB	185	115	61	19	26	202	106	59	19	28	197	107	63	15	29
GOLDEN ACRES	G6611	199	124	58	20	26	209	110	58	18	34	203	110	61	16	28
GOLDEN ACRES	G7601	166	103	58	19	26	181	95	59	16	27	213	116	61	15	27
GOLDEN ACRES	G7688	145	90	60	19	28	186	98	59	17	27	179	98	62	17	27
LG SEEDS	LG5607VT2RIB	--	--	--	--	--	--	--	--	--	--	176	96	61	13	29
LG SEEDS	LG5618STXRIB	161	100	60	19	26	198	104	59	17	26	178	97	62	15	28
LG SEEDS	LG5643STX	186	116	58	18	21	189	99	59	16	28	206	112	61	16	29
LG SEEDS	LG5650STX	173	108	61	20	27	179	94	59	17	27	190	103	63	16	28
LG SEEDS	LG5663VT2PRIB	--	--	--	--	--	--	--	--	--	--	185	101	62	16	28
LG SEEDS	LG5700STX	165	102	57	17	25	194	102	58	18	25	158	86	60	15	27
MATURITY CHECK	EARLY	160	100	58	15	27	191	100	59	18	24	177	97	61	13	29
MATURITY CHECK	LATE	163	101	60	19	22	190	100	58	18	28	173	94	62	15	28
MATURITY CHECK	MED	160	99	59	19	25	192	101	57	16	28	187	102	63	16	28
MIDLAND	344PR	159	99	59	16	27	199	105	58	18	25	189	103	61	14	27
MIDLAND	347PR	171	106	58	16	27	194	102	59	18	25	185	101	60	13	27
MIDLAND	573PR	--	--	--	--	--	194	102	58	17	25	180	98	64	16	27
MIDLAND	594PR DG	164	102	58	18	25	189	99	59	16	27	205	112	60	15	28
MIDLAND	624PR	165	102	67	18	28	197	104	59	17	27	160	87	62	15	29
MIDLAND	757PR	189	118	60	20	27	191	100	59	17	26	206	112	62	16	29
MIDLAND	775PR DG	166	103	59	17	26	180	94	59	19	26	185	101	62	15	28
MORCORN	MC3544	157	98	59	16	26	201	106	58	17	28	178	97	60	13	28
MORCORN	MC3966	161	100	59	15	25	187	98	57	16	27	168	92	60	13	26
MORCORN	MC4178	163	102	60	18	24	186	98	59	15	27	181	99	60	15	28
MORCORN	MC4319	125	77	59	18	24	184	97	60	18	25	169	92	61	16	28
MORCORN	MCXP1504	158	98	59	16	22	203	107	59	18	25	167	91	61	14	28
MORCORN	MCXP1604	151	94	61	16	25	171	90	59	18	27	186	101	62	14	28
MORCORN	MCXP1606	170	106	59	17	27	190	100	59	17	27	180	98	61	14	28
MORCORN	MCXP1607	158	98	58	16	20	184	97	59	17	25	174	95	59	13	27
NUTECH	5F-015	171	107	60	19	25	189	99	59	18	24	207	113	63	16	29
NUTECH	5F-308	156	97	59	16	26	181	95	59	17	29	197	108	62	15	29
NUTECH	5F-510	172	107	60	17	25	198	104	58	17	27	147	80	62	15	26
NUTECH	5F-515	178	111	59	18	26	195	103	59	17	28	212	116	62	16	28
NUTECH	5F-709	155	96	58	17	25	200	105	58	17	26	166	91	61	14	28
NUTECH	5F-713	160	100	58	17	24	178	93	58	17	29	201	109	61	14	29
NUTECH	X5Z-1509	187	116	57	18	26	193	102	59	18	27	232	126	62	15	28
PHILLIPS	PSF 003 VT2 Pro	140	87	59	14	24	193	101	59	16	29	155	85	60	12	27
PHILLIPS	PSF 082 VT2 Pro	168	104	59	15	25	189	100	59	17	27	177	97	60	12	28
PHILLIPS	PSF 133 DG VT2 Pro	150	93	57	18	26	195	102	59	18	25	193	105	60	14	28
PHILLIPS	PSF 143 VT2 Pro	121	75	60	18	22	184	97	59	17	25	163	89	64	15	27
PHOENIX	5352A4	163	101	59	18	25	195	102	59	18	28	206	112	60	15	27
PHOENIX	6342A4	179	111	56	17	26	176	92	59	15	27	169	92	59	14	27
PHOENIX	6542A4	164	102	58	17	25	182	95	59	18	24	193	105	61	15	28
PHOENIX	6948A3	161	100	58	19	28	193	101	59	18	28	182	99	61	14	28
PRODUCERS	6738STXRIB	--	--	--	--	--	183	96	59	18	28	198	108	61	13	28
PRODUCERS	7268 STXRIB	--	--	--	--	--	202	106	59	17	29	160	87	62	16	25
PRODUCERS	7428STXRIB	--	--	--	--	--	186	98	60	17	29	--	--	--	--	--
PRODUCERS	7493VT2PRIB	--	--	--	--	--	177	93	59	18	27	179	98	61	15	28

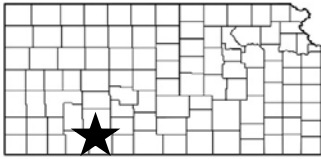
TABLE 8 continued. SOUTH CENTRAL KANSAS IRRIGATED CORN PERFORMANCE TEST, 2016

BRAND	NAME	MOUNDRIDGE, McPherson County					HUTCHINSON, Reno County					MACKSVILLE, Stafford County				
		YIELD (bu/a)	PAVG (%)	TW (lb/bu)	MOIST (%)	1000 ppa	YIELD (bu/a)	PAVG (%)	TW (lb/bu)	MOIST (%)	1000 ppa	YIELD (bu/a)	PAVG (%)	TW (lb/bu)	MOIST (%)	1000 ppa
	AVERAGE	161	100	59	17	25	190	100	59	17	27	183	100	61	15	28
	CV (%)	7	7	4	5	0	10	10	2	9	0	6	6	1	5	0
	LSD (0.05)	16	10	3	1	0	27	14	2	2	1	18	10	1	1	0

*Seed treatment and hybrid traits located in Table 11.

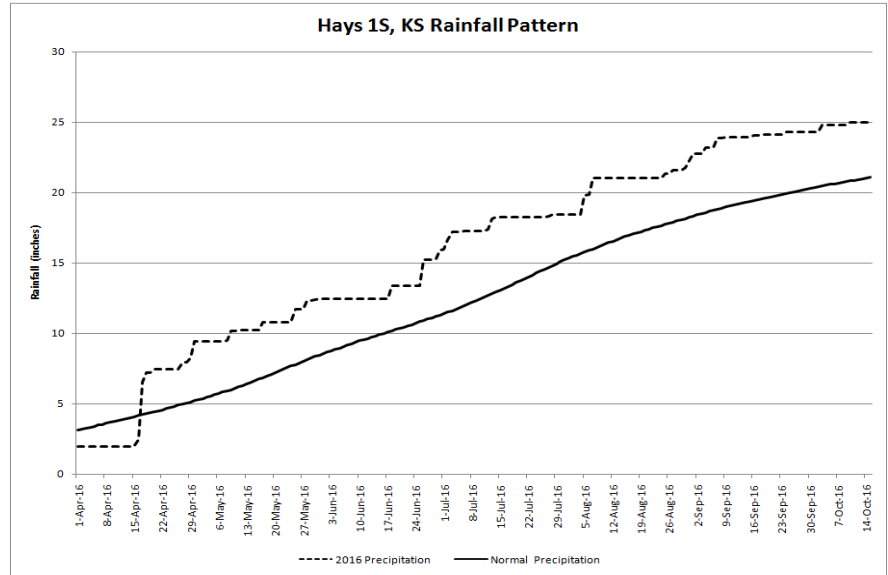
**Yields in bold are not statistically different than the highest-yielding hybrid.

***Yields must differ by more than the LSD value to be considered statistically different.

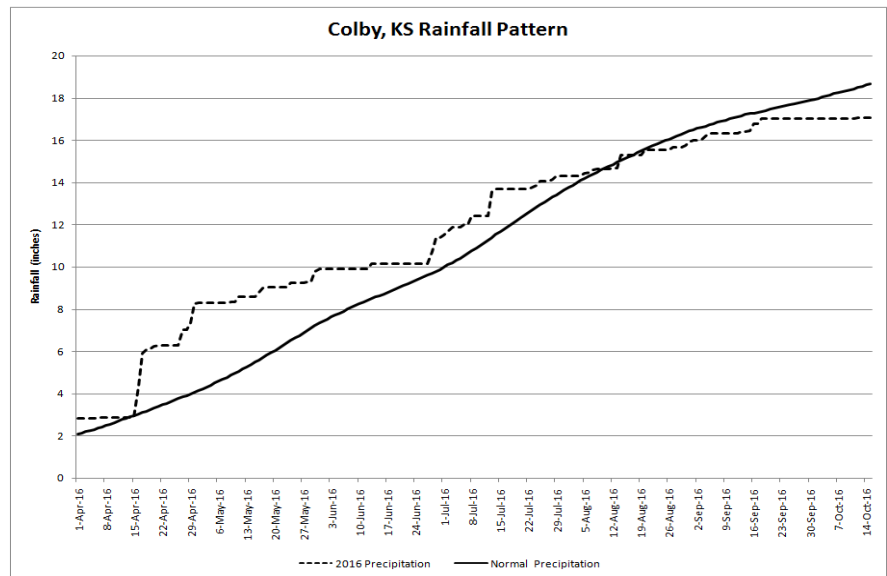


WESTERN KANSAS DRYLAND CORN TESTS

Hays, Ellis County
 Western Kansas Research Center
 Planted: 5/13/2016
 Harvested: 10/12/2016
 100-0-0 lb/a N, P, K
 Harney clay loam
 Previous crop: wheat



Colby, Thomas County
 K-State Northwest Research Center
 Planted: 5/5/2016
 Harvested: 9/27/2016
 60-0-0 lb/a N, P, K
 Keith silt loam
 Previous crop: fallow



Garden City, Finney County
 K-State Southwest Research Center
 Abandoned due to irregular stands at planting.

TABLE 9. WESTERN KANSAS DRYLAND CORN PERFORMANCE TEST, 2016

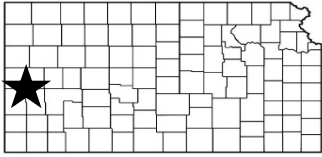
BRAND	NAME	HAYS, Ellis County						COLBY, Thomas County					
		YIELD (bu/a)	PAVG (%)	TW (lb/bu)	MOIST (%)	HEIGHT (in)	1000 ppa	YIELD (bu/a)	PAVG (%)	TW (lb/bu)	MOIST (%)	HEIGHT (in)	1000 ppa
DEKALB	DKC51-20RIB	69	91	59	14	70	24	85	90	54	9	76	17
DEKALB	DKC60-69RIB	64	85	60	15	67	23	95	100	54	12	77	14
DEKALB	DKC66-59RIB	77	101	60	16	63	24	101	106	55	20	88	17
GOLDEN ACRES	C4173A	67	89	62	15	79	25	97	102	55	19	94	15
GOLDEN ACRES	G4678DG	88	117	58	17	75	25	93	98	54	20	88	17
MATURITY CHECK	EARLY	103	136	59	14	73	29	97	102	55	11	83	15
MATURITY CHECK	LATE	63	84	62	16	70	28	114	120	57	19	88	16
MATURITY CHECK	MED	67	88	62	16	69	28	99	104	57	17	88	16
PHILLIPS	PSF 003 VT2 Pro	51	68	59	15	63	24	--	--	--	--	--	--
PHILLIPS	PSF 082 VT2 Pro	73	96	60	15	66	28	80	84	55	12	74	17
PHILLIPS	PSF 133 DG VT2 Pro	86	113	60	16	82	27	96	102	54	19	88	17
PHILLIPS	PSF 143 VT2 Pro	62	82	61	16	50	25	105	111	55	16	82	14
PHOENIX	5352A4	77	102	62	14	81	27	66	69	56	16	92	18
PHOENIX	6342A4	84	111	59	17	80	29	105	111	52	19	87	15
PHOENIX	6542A4	95	126	59	18	79	29	108	114	54	17	93	17
PHOENIX	6948A3	84	111	58	18	81	30	104	109	54	21	83	11
PRODUCERS	6023VT2DGRIB	--	--	--	--	--	--	80	84	55	9	83	17
PRODUCERS	6108 STXRIB	--	--	--	--	--	--	95	100	56	11	79	17
PRODUCERS	6258STXRIB	--	--	--	--	--	--	85	90	55	9	78	16
PRODUCERS	6483VT2PRIB	--	--	--	--	--	--	99	104	56	12	81	17
	AVERAGE	76	100	60	16	72	27	95	100	55	15	84	16
	CV (%)	10	10	2	8	9	--	8	8	1	12	7	--
	LSD (0.05)	11	15	1	2	1	5	10	11	1	3	9	4

Garden City, Finney County test abandoned due to poor stands at planting.

*Seed treatment and hybrid traits located in Table 11.

**Yields in bold are not statistically different than the highest-yielding hybrid.

***Yields must differ by more than the LSD value to be considered statistically different.



WESTERN KANSAS IRRIGATED CORN TESTS

Colby, Thomas County

K-State Northwest Research Center

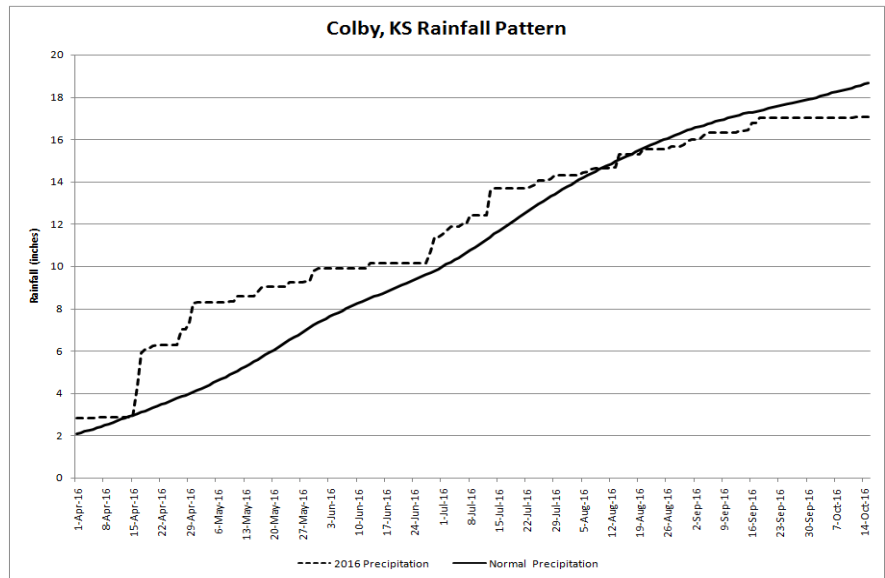
Planted: 5/5/2016

Harvested: 10/31/2016

230-50-0 lb/a N, P, K

Keith silt loam

Previous crop: fallow



Tribune, Greeley County

K-State Southwest Research Center

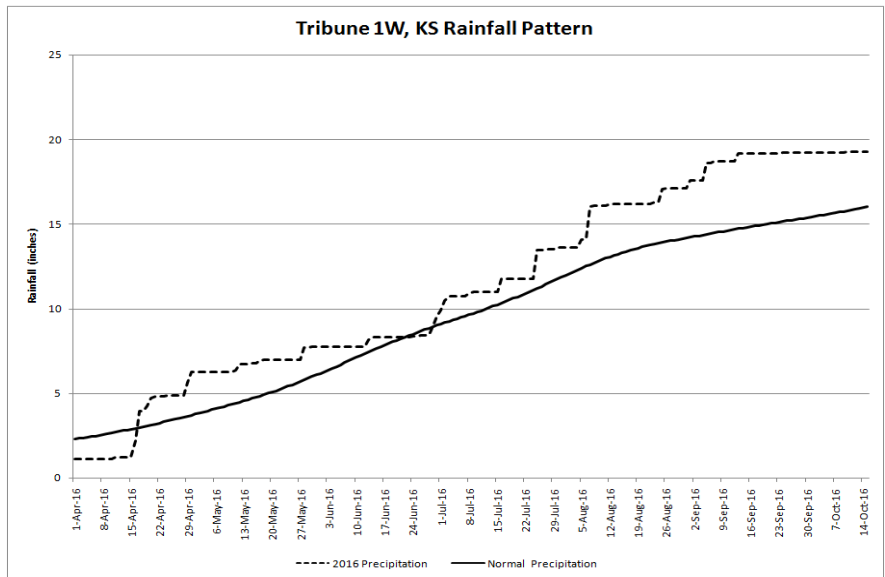
Planted: 4/27/2016

Harvested: 9/26/2016

250-350-0 lb/a N, P, K

Ulysess silt loam

Previous crop: fallow



Garden City, Finney County

K-State Southwest Research Center

Abandoned due to irregular stands at planting.

TABLE 10. WESTERN KANSAS IRRIGATED CORN PERFORMANCE TEST, 2016

BRAND	NAME	COLBY, Thomas County							TRIBUNE, Greeley County						
		YIELD (bu/a)	PAVG (%)	TW (lb/bu)	MOIST (%)	DAYS (silk)	HT (in)	1000 ppa	YIELD (bu/a)	PAVG (%)	TW (lb/bu)	MOIST (%)	DAYS (silk)	HT (in)	1000 ppa
B-H GENETICS	BH 7646VT2P	222	105	56	15	71	100	29	--	--	--	--	--	--	--
B-H GENETICS	BH 8399VT2P	--	--	--	--	--	--	--	227	109	52	32	86	95	32
B-H GENETICS	BH 8590VT2P	214	101	57	18	71	105	28	202	97	54	28	84	90	30
B-H GENETICS	BH 8675VT2P	--	--	--	--	--	--	--	197	94	52	29	84	91	32
B-H GENETICS	BH 8688DG2P	242	114	55	16	72	101	26	220	105	52	31	84	93	31
DEKALB	DKC51-20RIB	154	73	55	14	70	99	30	202	97	55	19	81	87	38
DEKALB	DKC60-69RIB	190	89	56	15	69	99	27	216	103	53	25	83	87	38
DEKALB	DKC66-59RIB	229	108	56	18	72	104	30	218	104	53	34	85	93	35
GOLDEN ACRES	G2778VT2RIB	192	90	57	16	72	101	28	199	95	53	28	84	89	33
GOLDEN ACRES	G5788VT2PRO	189	89	56	15	72	99	25	222	106	53	33	86	90	40
GOLDEN ACRES	G6611	218	103	55	16	72	102	30	206	99	52	26	84	87	36
GOLDEN ACRES	G7601	215	101	56	16	73	110	28	220	105	51	35	86	96	39
GOLDEN ACRES	G7688	240	113	58	18	72	104	27	220	105	53	30	85	88	33
LG SEEDS	LG2602VT3PRIB	231	109	54	14	73	109	30	217	104	51	29	86	91	40
LG SEEDS	LG5548STXRIB	167	79	55	14	70	98	25	--	--	--	--	--	--	--
LG SEEDS	LG5618STXRIB	191	90	57	16	72	97	30	214	103	54	28	86	84	40
LG SEEDS	LG5643STX	233	110	55	15	74	103	28	201	96	52	29	85	93	33
LG SEEDS	LG5650STX	211	100	57	16	72	99	29	205	98	53	35	85	90	40
LG SEEDS	LG5700STX	--	--	--	--	--	--	--	198	95	51	35	86	85	40
MATURITY CHECK	EARLY	204	96	54	14	70	100	29	200	96	53	24	85	91	40
MATURITY CHECK	LATE	236	111	59	18	74	110	30	218	105	53	30	87	95	40
MATURITY CHECK	MED	217	102	58	17	72	106	29	199	95	53	30	87	94	40
NUTECH	5F-015	197	93	57	15	72	104	27	217	104	54	29	85	95	39
NUTECH	5F-308	223	105	56	15	73	106	31	199	95	54	25	85	89	36
NUTECH	5F-510	213	101	57	14	73	106	30	223	107	55	26	85	90	38
NUTECH	5F-713	233	110	56	15	73	112	29	225	108	52	31	86	98	40
PHILLIPS	PSF 082 VT2 Pro	219	103	55	13	71	100	27	205	98	52	25	83	92	31
PHILLIPS	PSF 133 DG VT2 Pro	233	110	55	15	73	101	25	200	96	52	30	84	92	28
PHILLIPS	PSF 143 VT2 Pro	220	106	53	32	85	86	39	200	95	57	18	72	96	28
PHOENIX	5352A4	220	104	56	15	72	111	28	223	107	51	26	84	96	33
PHOENIX	6342A4	238	112	55	15	74	108	30	219	105	48	29	87	93	31
PHOENIX	6542A4	224	106	55	17	74	109	28	226	108	50	28	86	97	31
PHOENIX	6948A3	231	109	57	18	74	106	30	202	97	53	26	86	98	38
PRODUCERS	6738STXRIB	148	70	55	14	69	97	30	--	--	--	--	--	--	--
PRODUCERS	7068 STXRIB	--	--	--	--	--	--	--	181	87	53	26	85	91	28
PRODUCERS	7268 STXRIB	198	94	57	16	72	95	28	205	98	53	29	85	86	31
PRODUCERS	7358 STXRIB	215	101	56	14	72	97	30	172	82	53	26	84	86	31
PRODUCERS	7493VT2PRIB	214	101	57	18	72	102	31	--	--	--	--	--	--	--
PRODUCERS	7668STXRIB	217	102	57	16	71	101	28	192	92	53	34	85	88	30
	Average	212	100	56	16	72	102	29	209	100	53	29	85	91	35
	CV (%)	9	9	1	6	1	4	12	5	5	1	6	1	4	3
	LSD (0.05)	27	13	1	1	1	6	5	16	7	1	3	1	5	2

Garden City, Finney County test abandoned due to poor stands at planting.

* Seed treatment and hybrid traits located in Table 11.

**Yields in bold are not statistically different than the highest-yielding hybrid.

***Unless two hybrids differ by more than the LSD, little confidence can be placed in one being superior to the other.

Table 11. Entries in the 2016 Kansas Corn Performance Tests*

	SD	TRT*	GDD	DBL	RES	P	F		SD	TRT	GDD	DBL	RES	P	F
AGRIGOLD								MATURITY CHECK							
A6267STXRIB	ACC/VOT	102	2430	RR,CB,RW	--	Y	EARLY	PPST 250	--	--	--	--	--	--	--
A6413STXRIB	ACC/P500	107	2602	RRSTX	N	Y	LATE	PPST 250	--	--	--	--	--	--	--
A6499STXRIB	Acc/Vot	112	2800	RR, LL	Y	Y	MED	PPST 250	--	--	--	--	--	--	--
A6517VT3PRIB	ACC/VOT	113	2765	RR	Y	Y									
B-H GENETICS								MIDLAND							
A6572VT2PRO	ACC/P500	114	2722	RRSTX	N	Y	134PR	C250	101	2510		VT3Pro	Y	Y	
A6619VT2RIBD1	ACC/VOT	114	2830	RR	Y	Y	126PR	C250	103	2515		RR	Y	Y	
A6652VT2PRO	ACC/P500	116	2692	RR-VT2P	N	Y	344PR	C250	108	--		VT3Pro	Y	Y	
							347PR	C250	108	2740		RR, 2Pro	Y	Y	
BH 8399VT2P	P/V500	--	--	VT2P	--	--	436VG	C250	110	2710		RR,LL	Y	Y	
BH 8465SS	P/V500	--	--	SS	--	--	534PR	C250	112	--		VT3Pro	Y	Y	
BH 8590VT2P	P/V500	--	--	VT2P	--	--	573PR	C250	112	2810		VT3Pro	Y	Y	
BH 8675VT2P	P/V500	--	--	VT2P	--	--	656PR	C250	113	2595		RR	Y	Y	
BH 8783VIP3111	P/V500	--	--	VIP3111	--	--	653PR	C250	113	2760		VT3Pro	Y	Y	
BH 7646VT2P	P/V500	106	--	GENVT2P	--	--	594PR DG	C250	113	2840		RR	Y	Y	
BH 8688DG2P	P/V500	115	--	DG2P	--	--	624PR	C250	114	--		VT3Pro	Y	Y	
							775PR DG	C250	114	2770		RR	Y	Y	
DEKALB							714PRW	C250	115	2825		VT3Pro	Y	Y	
DKC51-20RIB	ACC/VOT	101	--	--	--	--	757PR	C250	115	2825		RR,2Pro	Y	Y	
DKC60-69RIB	ACC/VOT	110	--	--	--	--	735PR	C250	115	2860		RR	Y	Y	
DKC66-59RIB	ACC/VOT	116	--	--	--	--									
GOLDEN ACRES								MORCORN							
C4173A	C500	109	2450	RR,CB,RW	N	N	MC2583	ACC250	--	--		CBRR	N	--	
G2778VT2RIB	C500	112	2500	RR/CB	N	Y	MC3295	ACC250	--	--		DGCBRR	N	--	
G4678DG	ACC/V500	114	2600	VT3P	N	Y	MC4178	ACC250	--	--		CBRR	N	--	
G5788VT2PRO	C500	115	2610	RR/CB	N	Y	MC4319	ACC250	--	--		CBRR	N	--	
G6611	ACC/VOT	116	2670	VT3P	N	Y	MCXP-1501	ACC250	--	--		RR	--	--	
G7601	ACC/VOT	117	2700	VT3P	N	Y	MCXP1504	ACC250	--	--		CBRRLLRW	N	--	
G7688	ACC/VOT	117	2700	RR,CB,RW	N	Y	MCXP1601	ACC250	--	--		CBRR	N	--	
							MCXP1604	ACC250	--	--		CBRRRW	N	--	
							MCXP1606	ACC250	--	--		CBLLRR	N	--	
GOLDEN HARVEST							MCXP1607	ACC250	--	--		CBRR	N	--	
G12J11	AVICTA	--	--	--	--	--	MC3022	ACC250	100	--		RR	--	--	
G07B39-3111A	AVICTA	107	2570	3111A	Y	Y	MC3544	ACC250	105	--		RR	--	--	
G07F23-3111	AVICTA	107	2570	3111	Y	Y	MC3966	ACC250	109	--		RR	--	--	
G10S30-3111	AVICTA	110	2570	3111	Y	Y									
G11F16-3111A	AVICTA	111	2590	3111A	Y	Y									
G12W66-3000	AVICTA	112	2620	3000	Y	Y	NUTECH								
G13N18-3111	AVICTA	113	2630	3111	Y	Y	5F-015	P500/VOT	--	--		--	--	--	
G14V04-3010	AVICTA	116	2690	3111	Y	Y	5F-113	P500/VOT	--	--		--	--	--	
G18D87-3111	AVICTA	118	2690	3111	Y	Y	5F-308	P500/VOT	--	--		--	--	--	
							5F-510	P500/VOT	--	--		--	--	--	
							5F-515	P500/VOT	--	--		--	--	--	
LG SEEDS							5F-701	P500/VOT	--	--		--	--	--	
LG5548STXRIB	P500/VOT	109	2575	STXRIB	Y	Y	5F-713	P500/VOT	--	--		--	--	--	
LG2602VT3PRIB	P500/VOT	112	2700	VT3PRO	--	Y	5H-905	P500/VOT	--	--		HX1/RR2/LL	N	N	
LG5618STXRIB	P500/VOT	112	2720	STXRIB	--	Y	5Z-503	P500/VOT	--	--		--	--	--	
LG5607VT2RIB	P500/VOT	112	2795	VT3PRIB	--	Y	5Z-601	P500/VOT	--	--		--	--	--	
LG5643STX	P500/VOT	114	2690	STX	Y	Y	X5Z-1001	P500/VOT	--	--		--	--	--	
LG5650STX	P500/VOT	115	2750	STX	Y	Y	X5Z-1509	P500/VOT	--	--		--	--	--	
LG5663VT2PRIB	P500/VOT	115	2750	VT2PRIB	N	Y	5F-200	P500/VOT	--	2460		C	N	N	
LG5700STX	P500/VOT	116	2680	STX	Y	Y									

Table 11 continued. Entries in the 2016 Kansas Corn Performance Tests

	SD TRT*	GDD	DBL	RES	P	F
NUTECH						
5F-709	P500/VOT	--	2640	CB	N	N
5F-811	P500/VOT	--	2680	CB	N	Y
PHILLIPS						
PSF 003 VT2 Pro	ACC	100	2510	CB VT2PRO	--	--
PSF 082 VT2 Pro	ACC	108	2766	VT3P	--	Y
PSF 133 DG VT2 Pro	ACC	113	2867	RR, CB	--	--
PSF 143 VT2 Pro	ACC	114	2850	CB	--	--
PHOENIX						
5352A4	AVICTA	--	--	3111	N	Y
6342A4	AVICTA	--	--	3111	N	Y
6542A4	AVICTA	--	--	3111	N	Y
6948A3	AVICTA	114	2630	3000GT	N	Y
PRODUCERS						
6023VT2DGRIB	P/VOT500	100	2455	RR,CB	Y	Y
6108 STXRIB	P/VOT500	101	2470	VT3PRIB	Y	N
6258STXRIB	P/VOT500	102	2525	RR,LL,CB,RW	N	Y
6483VT2PRIB	P/VOT500	104	2545	RR,CB	N	Y
6738STXRIB	P/VOT500	107	2610	RR,LL,CB	N	Y
7068 STXRIB	P/VOT500	110	2690	RR,LL,CB	N	Y
7268 STXRIB	VOT	112	2600	STXRIB	Y	Y
7358 STXRIB	P/VOT500	113	2730	RR,LL,CB	N	Y
7428STXRIB	P/VOT500	114	2780	RR,LL,CB	N	Y
7493VT2PRIB	P/VOT500	114	2785	RR,CB	N	Y
7668STXRIB	P/VOT500	116	2825	RR,LL,CB	N	Y

* SD TRT = Seed treatment (C=Cruiser, ACC=Accelaron, P=Poncho, VOT=Votivo. Numbers indicate rates if available); GDD = growing degree days; DBL = days to black layer; RES = herbicide, disease, and insect resistance traits [Bt, BtCB, CB, VT2, YG, YG1, YG+, YGCB, BtRW, RW, YGRW, 3000GT, 3111]; LL = Liberty Link; RR = Roundup Ready; ; P = prolific; F = flex ear. Values provided by entrants.

To access crop performance testing information electronically, visit our website. The information contained in this publication, plus more, is available for viewing or downloading at:

www.agronomy.k-state.edu/services/crop-performance-tests/index.html

Excerpts from the
University Research Policy Agreement with Cooperating Seed Companies

Permission is hereby given to Kansas State University (KSU) to test varieties and/or hybrids designated on the attached entry forms in the manner indicated in the test announcements. I certify that seed submitted for testing is a true sample of the seed being offered for sale.

I understand that all results from Kansas Crop Performance Tests belong to the University and the public and shall be controlled by the University so as to produce the greatest benefit to the public. Performance data may be used in the following ways: 1) Tables may be reproduced in their entirety provided the source is referenced and data are not manipulated or reinterpreted; 2) Advertising statements by an individual company about the performance of its entries may be made as long as they are accurate statements about the data as published, with no reference to other companies' names or cultivars. In both cases, the following must be included with the reprint or ad citing the appropriate publication number and title: "See the official Kansas State University Agricultural Experiment Station and Cooperative Extension Service Report of Progress 1129, '2016 Kansas Performance Tests with Corn Hybrids,' or the Kansas Crop Performance Test website, www.agronomy.k-state.edu/services/crop-performance-tests/index.html, for details. Endorsement or recommendation by Kansas State University is not implied."

Contributors

Main Station, Manhattan

Jane Lingenfelter, Associate Agronomist (Senior Author)
Ignacio Ciampitti, Extension Agronomist
Doug Jardine, Extension Plant Pathologist
Alex King, Department of Agronomy
Mary Knapp, KSU Weather Data Librarian
Holly Schwarting, Extension Entomologist
R. Jeff Whitworth, Extension Entomologist

Experiment Fields

Eric Adee, Topeka
Andrew Esser, Scandia
Jim Kimball, Ottawa

Cooperators

Fuhrman Farms, Severance
Rezac Farms, Onaga
Clayton Short, Assaria
Southwest Seed Research, Hutchinson
Mark and Aaron Vogts, Moundridge
Justin Vosburgh, Macksville

Research Centers

Robert Aiken, Colby
Patrick Evans, Colby
Lonnie Mengarelli, Parsons
Gerald Rohleder, Hays
Alan Schlegel, Tribune
Clayton Seaman, Hays

Copyright 2016 Kansas State University Agricultural Experiment Station and Cooperative Extension Service. Contents of this publication may be freely reproduced for educational purposes. All other rights reserved. In each case, give credit to the author(s), 2016 Kansas Performance Tests with Corn Hybrids, Kansas State University, December 2016. Contribution no. 17-176-S from the Kansas Agricultural Experiment Station.

Brand names appearing in this publication are for product identification purposes only. No endorsement is intended, nor is criticism implied of similar products not mentioned.

Publications from Kansas State University are available at:
www.ksre.ksu.edu

Kansas State University Agricultural Experiment Station and Cooperative Extension Service