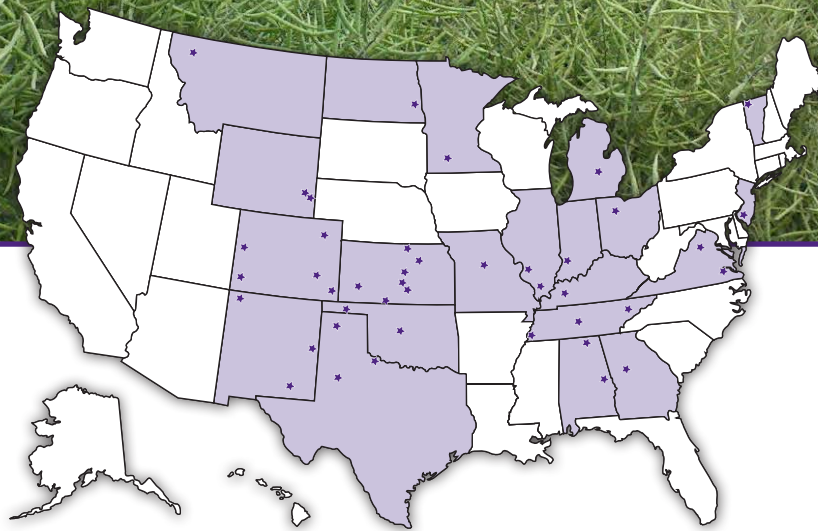


2012

National Winter Canola Variety Trial



Report of Progress 1080



Kansas State University Agricultural Experiment Station and Cooperative Extension Service

2012 National Winter Canola Variety Trial Table of Contents

Objectives, Procedures, Growing Conditions, Test Sites and Results.....	1
Variety Selection, Acknowledgments.....	2
Results from the 2012 National Winter Canola Variety Trials	
Auburn, AL, Table 1	3
Meridianville, AL, Table 2	4
Griffin, GA, Table 3.....	6
Woodstown, NJ, Table 4.....	8
Orange, VA, Table 5	10
Petersburg, VA, Table 6.....	12
Southeast Region Summary, 2007-2012, Table 7	14
Belleville, IL, Table 8	16
Carbondale, IL, Table 9	18
Princeton, KY, Table 10	20
Custar, OH, Table 11	22
Spring Hill, TN, Table 12	24
Midwest Region Summary, 2007-2012, Table 13	26
Rocky Ford, CO, Table 14.....	28
Yellow Jacket, CO, Table 15	30
Belleville, KS, Table 16.....	32
Garden City, KS, Table 17.....	34
Kiowa, KS, Table 18.....	36
Manhattan, KS, Table 19	38
Columbia, MO, Table 20	40
Clovis, NM, Table 21.....	42
Farmington, NM, Table 22	44
Goodwell, OK, Table 23	46
Etter, TX, Table 24	48
Lubbock, TX, Table 25.....	50
Great Plains Region Summary, 2007-2012, Table 26	52
Blackleg Evaluations	
Lake Carl Blackwell, OK, Table 27.....	54
Seed Sources for NWCVT Entries, Table 28	55

2012 National Winter Canola Variety Trial

Objectives

The objectives of the National Winter Canola Variety Trial (NWCVT) are to evaluate the performance of released and experimental varieties, determine where these varieties are best adapted, and increase visibility of winter canola across the nation. Breeders, marketers, and producers use data collected from the trials. In the past decade, the number of environments and entries tested have increased. The NWCVT is planted at locations in the Great Plains, Midwest, northern U.S., and Southeast.

Procedures

Seed for the NWCVT was distributed to 42 cooperators in 21 states for the 2011-2012 growing season. The locations receiving seed are illustrated on the map on the front cover. Of the 45 entries, 29 are commercially available and 16 are experimental. These entries were provided by 10 global seed suppliers. All entries in the trial were treated with either Helix XTra or Prosper FX seed treatments to control insects and diseases through the late fall and early winter months.

Management guidelines were provided to cooperators, but previous growing experience influenced final management decisions. All trials were planted in small research plots (approximately 100 ft²) with three or four replications. Cultural practices, site descriptions, growing conditions, and performance data are provided for each harvested location. Yield results for some locations include 2-year summaries. Results are listed alphabetically by seed supplier.

The Robert M. Kerr Food and Agricultural Products Center at Oklahoma State University performed the total protein and oil analyses for sites in Kansas. The Brassica Breeding and Research Program at the University of Idaho performed total oil analysis for all other sites.

The K-State Research and Extension North Central Experiment Field at Belleville, KS, was a new cooperator in 2011-2012. See the back cover for a list of cooperators.

The NWCVT continues in the 2013-2013 growing season and includes 50 entries. Twelve

seed suppliers contributed to the trial, and it was distributed to 40 locations in 22 states.

2011-2012 Growing Conditions

Temperature and precipitation data are shown at the top of the page for each location. Thick black lines on the temperature graphs represent long-term average high and low temperatures (°F) for the location. The upper thin line represents actual daily high temperatures, and the lower thin line represents actual daily low temperatures. On the precipitation graph, the line labeled “normal” represents long-term average precipitation, and the line labeled “11-12” represents actual precipitation. If weather data were not provided, they were taken from a nearby town.

In general, the 2011-2012 growing season saw above-normal temperatures and normal to below-normal precipitation. The above-normal temperatures resulted in virtually no winter stand loss except in the northernmost locations.

Test Sites and Results

A large number of sites, especially in the Midwest and southeastern U.S., were affected by devastating drought and severe weather. Eleven locations were not harvested because of drought, bird damage, poor establishment, winterkill, or too much precipitation. Eight locations were harvested, but the results were not included because the data quality was poor.

Twenty-three harvested locations in 14 states are included in this report of progress: Auburn and Meridianville, AL; Rocky Ford and Yellow Jacket, CO; Griffin, GA; Belleville and Carbondale, IL; Belleville, Garden City, Kiowa, and Manhattan, KS; Princeton, KY; Columbia, MO; Woodstown, NJ; Clovis and Farmington, NM; Custar, OH; Goodwell, OK; Spring Hill, TN; Etter and Lubbock, TX; and Orange and Petersburg, VA.

The “percentage of test average” yield calculation is included in this year’s results. This relative yield calculation allows for some comparison of performance across environments. Entries yielding more than 100 percent of the test average across multiple

locations merit some consideration. Regional summary tables were created with data from 2007 to 2012.

Overall, yields were good to excellent where moisture was abundant at planting. Yields were above average in the Great Plains despite severe drought conditions. Average to below-average yields were reported in the Midwest and southeastern U.S. because of above normal temperatures and below-normal precipitation. Winterkill was common in northern U.S. sites. Eleven sites averaged 2,000 lb/acre, three sites averaged 3,000 lb/acre, and one site averaged 4,000 lb/acre. Canola weighs 50 lb/bushel, so a 2,000 lb/acre yield is 40 bushels/acre.

Caution should be used when evaluating data from locations with coefficient of variation (CV) values greater than 20. Lower values suggest less error was observed at the trial location. Inestimable differences in soil type, weather, and environmental conditions play a part in increasing experimental error and CV values.

Variety Selection

Winter hardiness is an important trait to consider when selecting a winter canola variety. This trait has been improved over the past several years, but variability still exists where differential winterkill occurs. Winter canola varieties should show consistent survival across multiple years and locations. Other traits to consider include herbicide resistance, tolerance to carryover from sulfonylurea herbicides, maturity, disease tolerance, and yield potential. Use more than one year of data to make an informed variety selection decision.

Some sites include High Erucic Acid Rapeseed (HEAR). By definition, HEAR is not canola because it produces greater than 2% erucic acid in the processed oil. The harvested seed cannot be mixed with canola grain, and the oil can be used only for industrial purposes. If HEAR is commercially grown, it will be under contract and a delivery point must be identified before planting. View Table 28 for seed sources, brand names, and traits of the winter canola varieties and hybrids grown in the NWCVT.

Table 27 provides information on the tolerance of varieties to the blackleg fungus.

Acknowledgments

This work was funded in part by the Supplemental and Alternative Crops Competitive Grants Program, which is administered by the U. S. Department of Agriculture-National Institute of Food and Agriculture, and the Kansas Agricultural Experiment Station. Assistant scientist Scott Dooley and student workers Emma Gantz and Andi Shore assisted with organizing, packaging, planting, harvesting, and data collection. Sincere appreciation is expressed to all participating researchers and seed suppliers who have a vested interest in expanding winter canola acres and increasing production in the USA.

Auburn, Alabama

Dennis Delaney
Auburn University

Planted: 10/23/2011 in 7-in. rows
Irrigation: None
Soil Test: P=53 ppm, K=127 ppm, and pH=6.5
Fertilizer: 30-0-0 lb N-P-K fertilizer in fall
120-0-0 lb N-P-K fertilizer in spring
Soil Type: Compass loamy sand
Elevation: 220 ft Latitude: 32° 25'N
Comments: Wet weather during May delayed harvest. Severe shattering was observed following a hail storm.

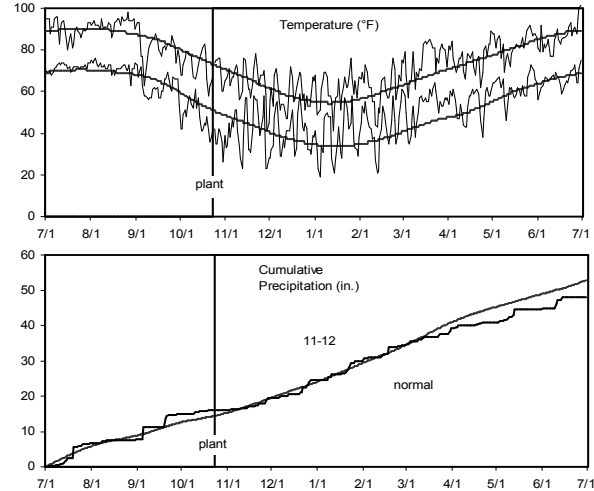


Table 1. Results for the 2012 National Winter Canola Variety Trial at Auburn, AL

Name	Yield (lb/a) ¹			Yield (% of test avg.)				Plant height (in.)	50% bloom (DOY)	Moisture (%)	Test weight (lb/bu)	Oil (%)
	2012	2010	2-yr.	2012	2012	2011	2-yr.					
DL Seeds Inc. / Rubisco Seeds LLC												
Baldur	860	2811	1836	59	---	---	---	58	78	9.4	48.4	37.9
Dynastie	1828	2995	2411	126	---	---	---	57	80	9.2	48.6	37.1
Flash	1876	3267	2571	129	---	---	---	58	75	9.1	48.1	38.7
Hornet	1804	---	---	124	---	---	---	57	76	8.8	49.1	38.7
Rumba	1596	---	---	110	---	---	---	58	70	8.9	49.0	37.6
Safran	883	3952	2417	61	---	---	---	56	84	9.3	47.3	36.1
Sitro	1697	3522	2610	117	---	---	---	59	75	9.0	49.3	37.9
Ulura	1149	---	---	79	---	---	---	57	75	9.1	45.9	38.8
Visby	1144	2887	2016	79	---	---	---	57	76	9.0	47.0	37.5
WRH 350	1542	---	---	106	---	---	---	60	77	9.0	49.4	37.3
Kansas State University												
Wichita	636	2350	1493	44	---	---	---	56	80	9.4	47.8	35.9
MOMONT												
Chrome	1741	4466	3104	120	---	---	---	58	72	9.0	49.9	39.8
Hybrirock	1775	3702	2739	122	---	---	---	60	74	8.9	50.5	38.7
MH06E10	1796	3771	2783	124	---	---	---	62	73	8.9	50.8	38.6
MH07J14	2234	---	---	154	---	---	---	59	78	8.8	49.8	38.3
MH09H19	1702	---	---	117	---	---	---	61	74	8.9	50.7	38.8
Technology Crops International												
Rossini	1966	---	---	135	---	---	---	61	74	8.9	49.9	38.2
TCI805	1506	---	---	104	---	---	---	66	76	9.0	50.3	37.2
TCI806	1041	---	---	72	---	---	---	63	76	9.3	51.0	36.0
University of Idaho												
Amanda	276	---	---	19	---	---	---	58	84	8.5	48.9	37.3
Mean	1453	3322	---	---	---	---	---	59	76	9.0	49.1	37.8
CV	24	15	---	---	---	---	---	5	2	2.9	1.0	3.4
LSD (0.05)	567	815	---	---	---	---	---	4	2	0.4	0.8	NS

Bold: Superior LSD group. Unless two entries differ by more than the LSD, little confidence can be placed in one being superior to the other.

¹Use yield data with caution. A CV above 20 indicates higher experimental error. Make variety selection decisions based on more than one year's data.

Meridianville, Alabama

Ernst Cebert
Alabama A&M University

Planted: 10/4/2011 at 6 lb/a in 7-in. rows
 Harvested: 5/29/2012
 Herbicides: Trifluralin
 Irrigation: None
 Previous Crop: Fallow
 Fertilizer: 50-50-50 lb N-P-K fertilizer in fall
 50-0-0 lb N-P-K fertilizer in spring
 Soil Type: Decatur silty clay loam
 Elevation: 624 ft Latitude: 34° 35'N
 Comments: Bloom dates were two weeks earlier than normal because of warm spring temperatures.

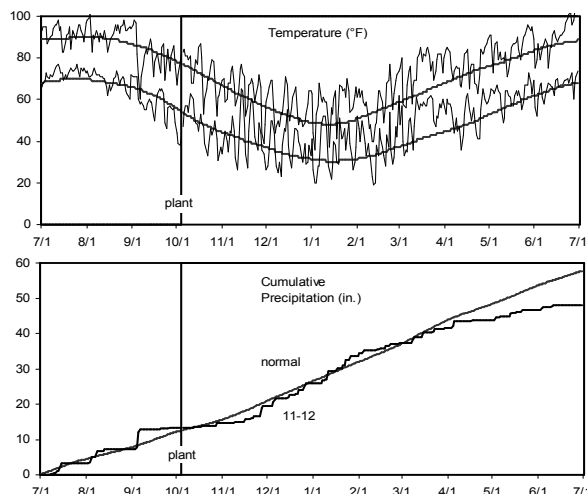


Table 2. Results for the 2012 National Winter Canola Variety Trial at Meridianville, AL

Name	Yield (lb/a) ¹			Yield (% of test avg.)			Winter survival (%)	Fall stand (0-10)	50% bloom (DOY)	Moisture (%)	Test weight (lb/bu)	Oil (%)
	2012	2011	2-yr.	2012	2012	2011						
Croplan by WinField												
HyClass 115W	1164	1577	1370	70	---	---	---	8	79	7.3	46.7	39.6
HyClass 125W	1194	1562	1378	72	---	---	---	8	79	6.5	45.5	39.3
HyClass 154W	1784	1785	1784	108	---	---	---	9	80	6.2	47.4	39.1
DL Seeds Inc. / Rubisco Seeds LLC												
Baldur	1681	1642	1662	101	---	---	---	9	80	6.6	47.7	40.2
Dynastie	2150	2391	2271	130	---	---	---	9	77	6.2	47.8	40.6
Flash	1887	2202	2044	114	---	---	---	9	78	7.0	46.8	39.8
Hornet	1706	2396	2051	103	---	---	---	8	76	6.5	47.8	39.5
NPZ 0903	1693	---	---	102	---	---	---	9	78	6.4	46.0	42.5
NPZ 1005	1914	---	---	115	---	---	---	9	77	6.9	47.2	42.9
Rumba	1642	---	---	99	---	---	---	9	77	6.6	47.5	39.7
Safran	2569	2517	2543	155	---	---	---	9	85	6.6	47.5	40.0
Sitro	1718	2021	1869	104	---	---	---	9	75	6.4	48.0	41.6
Ulura	1928	---	---	116	---	---	---	9	76	6.5	46.0	42.0
Visby	1471	1925	1698	89	---	---	---	8	77	6.7	47.1	38.8
WRH 350	1800	---	---	109	---	---	---	9	77	6.1	46.8	40.5
DuPont Pioneer												
46W94	1606	---	---	97	---	---	---	9	76	7.1	47.8	41.2
46W99	1542	---	---	93	---	---	---	9	75	7.1	46.6	40.8
High Plains Crop Development												
Claremore	1551	1960	1756	94	---	---	---	9	87	6.5	47.1	39.3
HPX-7228	1073	2193	1633	65	---	---	---	6	78	6.1	46.7	38.3
HPX-7341	1558	1190	1374	94	---	---	---	9	76	6.6	47.2	38.9
Kansas State University												
Kiowa	1729	2100	1915	104	---	---	---	9	84	6.6	47.2	37.8
KS4083	1320	1877	1598	80	---	---	---	8	82	7.1	47.0	38.5
KS4428	1926	1783	1854	116	---	---	---	9	76	7.1	47.2	38.7
KS4564	1631	---	---	98	---	---	---	9	77	6.4	48.2	41.9
Riley	1503	1730	1616	91	---	---	---	8	79	6.8	46.3	40.8
Sumner	1407	1450	1428	85	---	---	---	9	79	6.5	47.4	40.1
Wichita	1814	2036	1925	109	---	---	---	9	84	6.7	48.0	39.0
MOMONT												
Chrome	2106	2100	2103	127	---	---	---	9	83	6.4	48.0	41.2
Hybrirock	1999	2259	2129	121	---	---	---	9	76	7.0	47.3	42.3
MH06E10	1375	1952	1663	83	---	---	---	8	77	6.2	48.5	39.0
MH07J14	2445	---	---	148	---	---	---	9	79	6.9	48.4	41.8
MH09H19	1667	---	---	101	---	---	---	9	77	6.3	48.3	39.1

Table 2. Results for the 2012 National Winter Canola Variety Trial at Meridianville, AL

Name	Yield (lb/a) ¹			Yield (% of test avg.)				Winter survival (%)	Fall stand (0-10)	50% bloom (DOY)	Moisture (%)	Test weight (lb/bu)	Oil (%)
	2012	2011	2-yr.	2012	2012	2011	2-yr.						
Monsanto / DEKALB													
DKW41-10	1166	1158	1162	70	---	---	---	10	75	6.6	48.2	40.1	
DKW44-10	1638	1525	1581	99	---	---	---	9	77	6.6	47.0	40.9	
DKW46-15	1624	1655	1639	98	---	---	---	9	78	6.6	45.0	42.1	
DKW47-15	1313	1723	1518	79	---	---	---	9	80	6.6	46.0	39.6	
Technology Crops International													
Rossini	2367	1733	2050	143	---	---	---	9	75	6.3	48.5	40.5	
TCI805	1311	---	---	79	---	---	---	9	83	6.5	47.6	37.2	
TCI806	1434	---	---	87	---	---	---	9	77	7.2	48.7	36.4	
University of Idaho													
05.UI.5.6.33	1521	---	---	92	---	---	---	9	88	7.0	47.7	38.3	
06.UIWC.1	1569	---	---	95	---	---	---	8	82	7.1	45.5	37.4	
Amanda	1580	1730	1655	95	---	---	---	9	83	6.9	48.1	39.1	
Durola	945	1150	1047	57	---	---	---	7	78	6.0	46.0	42.8	
Virginia State University													
Virginia	1720	1347	1534	104	---	---	---	9	78	6.5	48.0	40.6	
VSX-3	1800	1973	1887	109	---	---	---	9	78	7.0	47.1	38.7	
Mean	1658	1835	---	---	---	---	---	9	79	6.6	47.3	40.0	
CV	17	21	---	---	---	---	---	9	3	8.9	1.8	3.5	
LSD (0.05)	447	618	---	---	---	---	---	1	3	NS	1.4	2.9	

Bold: Superior LSD group. Unless two entries differ by more than the LSD, little confidence can be placed in one being superior to the other.

¹Use yield data with caution. A CV above 20 indicates higher experimental error. Make variety selection decisions based on more than one year's data.

Griffin, Georgia

Don Day, John Gassett, Mitch Gilmer, and Gary Ware
University of Georgia

Planted: 10/6/2011 at 5 lb/a in 7-in. rows
 Harvested: 5/17/2012
 Herbicides: Poast
 Insecticides: Karate
 Irrigation: None
 Previous Crop: Fallow
 Soil Test: P=M, K=M, and pH=5.6
 Fertilizer: 20-40-60 lb N-P-K fertilizer in fall
 130-0-0 lb N-P-K fertilizer in spring
 Soil Type: Cecil clay loam
 Elevation: 924 ft Latitude: 33° 16'N
 Comments: Above-average winter temperatures
 resulted in inadequate vernalization and
 poor yields of most entries.

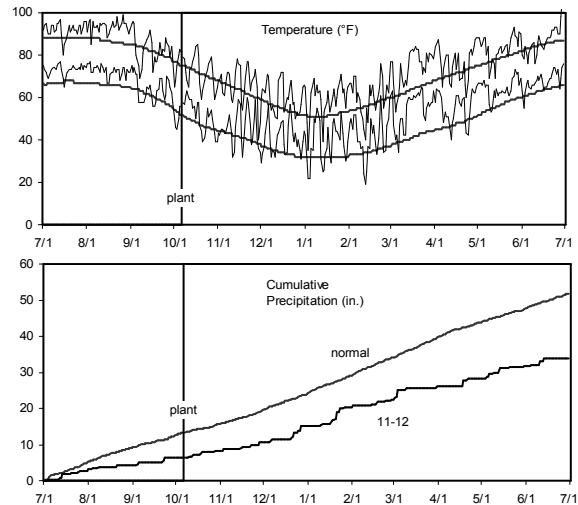


Table 3. Results for the 2012 National Winter Canola Variety Trial at Griffin, GA

Name	Yield (lb/a) ¹			Yield (% of test avg.)			Plant height (in.)	50% bloom (DOY)	Shatter (%)	Test weight (lb/bu)	Oil (%)
	2012	2011	2-yr.	2012	2011	2-yr.					
Croplan by WinField											
HyClass 115W	1752	1990	1871	123	---	---	56	75	3	47.7	36.4
HyClass 125W	1290	1575	1433	91	---	---	59	77	7	47.1	34.5
HyClass 154W	1305	1989	1647	92	---	---	65	79	7	45.6	33.0
DL Seeds Inc. / Rubisco Seeds LLC											
Baldur	1624	1891	1757	114	---	---	62	79	7	49.1	36.4
Dynastie	1533	2687	2110	108	---	---	60	82	2	47.0	32.9
Flash	1642	2302	1972	115	---	---	65	79	5	50.5	34.7
Hornet	1785	3119	2452	125	---	---	62	79	5	48.9	35.7
NPZ 0903	1613	---	---	113	---	---	61	78	8	44.9	35.9
NPZ 1005	1849	---	---	130	---	---	60	81	7	45.3	35.9
Rumba	2010	---	---	141	---	---	62	74	5	47.4	35.4
Safran	1498	2283	1890	105	---	---	64	84	3	49.8	30.2
Sitro	1738	2767	2253	122	---	---	60	76	8	44.2	35.3
Ulura	1729	---	---	121	---	---	66	76	12	48.6	38.2
Visby	1364	2219	1792	96	---	---	62	76	10	44.1	33.6
WRH 350	1607	---	---	113	---	---	65	78	7	44.9	35.2
DuPont Pioneer											
46W94	1453	---	---	102	---	---	63	76	12	47.7	35.9
46W99	1231	---	---	86	---	---	62	77	15	46.3	35.6
High Plains Crop Development											
Claremore	915	2077	1496	64	---	---	63	86	8	47.7	34.1
HPX-7228	1421	1834	1628	100	---	---	59	75	7	47.2	31.7
HPX-7341	1452	2093	1772	102	---	---	58	76	2	43.8	35.9
Kansas State University											
Kiowa	1031	1758	1394	72	---	---	63	83	8	47.1	31.8
KS4083	1151	2115	1633	81	---	---	65	80	10	46.3	34.4
KS4428	1364	2258	1811	96	---	---	62	78	7	49.4	33.6
KS4564	1199	---	---	84	---	---	55	77	5	47.3	37.2
Riley	1181	1570	1376	83	---	---	59	80	5	45.7	34.9
Sumner	1327	2135	1731	93	---	---	62	78	7	45.8	34.4
Wichita	1159	2156	1657	81	---	---	64	80	7	50.4	34.4
MOMONT											
Chrome	1496	2315	1905	105	---	---	63	76	8	44.1	37.2
Hybrirock	1738	1662	1700	122	---	---	62	76	13	48.4	35.1
MH06E10	2130	2223	2176	149	---	---	67	74	7	48.4	37.4
MH07J14	1859	---	---	130	---	---	60	81	3	50.1	34.5
MH09H19	1610	---	---	113	---	---	66	76	10	45.6	35.9

Table 3. Results for the 2012 National Winter Canola Variety Trial at Griffin, GA

Name	Yield (lb/a) ¹			Yield (% of test avg.)				Plant height (in.)	50% bloom (DOY)	Shatter (%)	Test weight (lb/bu)	Oil (%)
	2012	2011	2-yr.	2012	2012	2011	2-yr.					
Monsanto / DEKALB												
DKW41-10	1651	1315	1483	116	---	---	---	48	73	10	47.7	34.9
DKW44-10	1288	2019	1653	90	---	---	---	52	76	8	47.8	32.5
DKW46-15	840	1842	1341	59	---	---	---	53	78	13	46.8	35.1
DKW47-15	1383	1718	1550	97	---	---	---	63	79	3	47.9	35.2
University of Idaho												
05.UI.5.6.33	527	---	---	37	---	---	---	62	86	5	45.4	30.9
06.UIWC.1	1325	---	---	93	---	---	---	62	80	5	49.4	34.3
Amanda	759	1802	1280	53	---	---	---	65	84	7	42.7	34.1
Virginia State University												
Virginia	1304	2123	1713	92	---	---	---	55	76	10	49.2	34.0
VSX-3	1310	2059	1684	92	---	---	---	61	78	10	47.5	33.2
Mean	1425	2015	---	---	---	---	---	61	78	7	47.1	34.7
CV	17	21	---	---	---	---	---	2	1	3	2.6	4.4
LSD (0.05)	403	684	---	---	---	---	---	5	2	NS	NS	3.1

Bold: Superior LSD group. Unless two entries differ by more than the LSD, little confidence can be placed in one being superior to the other.

¹Use yield data with caution. A CV above 20 indicates higher experimental error. Make variety selection decisions based on more than one year's data.

Woodstown, New Jersey

David Lee
Rutgers University

Planted: 9/21/2011
 Herbicides: 0.5 pt/a Treflan
 Insecticides: None
 Irrigation: None
 Soil Test: NA
 Fertilizer: 97-89-0-110-5 lb N-P-K-S-B fertilizer in fall
 Soil Type: Chillum silt loam
 Elevation: 120 ft Latitude: 39° 31'N
 Comments: Excellent growing conditions and high yields.

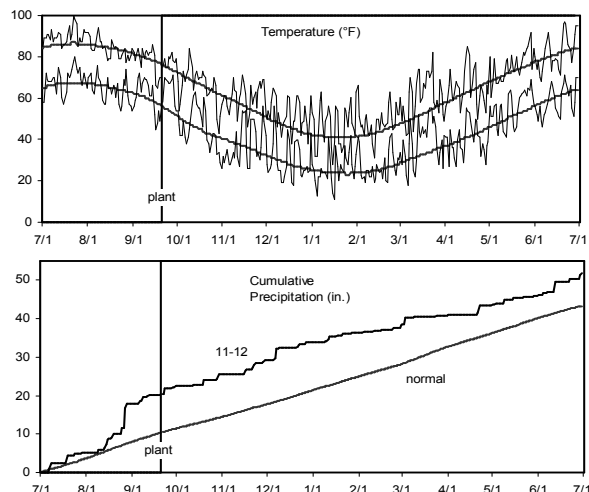


Table 4. Results for the 2012 National Winter Canola Variety Trial at Woodstown, NJ

Name	Yield (lb/a)			Yield (% of test avg.)			Plant		Test			
	2012	2011	2-yr.	2012	2012	2011	2-yr.	height (in.)	Moisture (%)	weight (lb/bu)	Protein (%)	Oil (%)
Croplan by WinField												
HyClass 115W	2776	1635	2205	93	---	75	---	55	7.3	50.4	---	43.2
HyClass 125W	2906	1628	2267	98	---	60	---	55	7.2	50.9	---	41.4
HyClass 154W	3025	1642	2334	102	---	51	---	57	7.9	50.8	---	42.9
DL Seeds Inc. / Rubisco Seeds LLC												
Baldur	3105	1723	2414	104	---	1723	---	56	7.2	50.9	---	44.0
Dynastie	3441	1770	2606	116	---	1770	---	58	8.5	51.1	---	44.5
Flash	3612	1804	2708	121	---	1804	---	60	7.5	50.2	---	44.0
Hornet	3454	1960	2707	116	---	1960	---	59	7.3	50.7	---	45.2
NPZ 0903	3092	---	---	104	---	---	---	57	7.6	50.7	---	45.7
NPZ 1005	3090	---	---	104	---	---	---	57	7.7	51.0	---	46.0
Rumba	3443	---	---	116	---	---	---	57	9.0	50.2	---	43.0
Safran	3491	2461	2976	117	---	2461	---	54	6.9	51.9	---	41.6
Sitro	3039	1863	2451	102	---	1863	---	57	7.3	50.7	---	43.2
Ulura	3230	---	---	108	---	---	---	62	13.0	49.1	---	46.6
Visby	2941	1491	2216	99	---	1491	---	58	7.5	50.8	---	44.3
WRH 350	3192	---	---	107	---	---	---	60	7.5	50.9	---	43.1
DuPont Pioneer												
46W94	2803	---	---	94	---	---	---	59	7.4	51.3	---	43.9
46W99	2587	---	---	87	---	---	---	57	7.7	50.7	---	44.7
High Plains Crop Development												
Claremore	2883	1949	2416	97	---	63	---	58	7.0	50.6	---	41.6
HPX-7228	3014	1794	2404	101	---	1794	---	55	7.0	52.0	---	42.4
HPX-7341	3066	2189	2628	103	---	2189	---	54	7.1	50.8	---	41.8
Kansas State University												
Kiowa	2712	1757	2234	91	---	1757	---	57	7.9	50.3	---	42.1
KS4083	2779	1744	2261	93	---	1744	---	58	8.2	50.1	---	41.0
KS4428	3048	2006	2527	102	---	2006	---	57	7.4	50.6	---	41.8
KS4564	2728	---	---	92	---	---	---	50	7.2	51.6	---	44.4
Riley	2416	1903	2160	81	---	1903	---	55	7.3	50.5	---	43.1
Sumner	2289	1462	1875	77	---	1462	---	51	7.2	51.3	---	42.3
Wichita	2601	1607	2104	87	---	1607	---	55	6.9	50.5	---	42.2
MOMONT												
Chrome	3115	2370	2743	105	---	2370	---	56	8.8	50.7	---	43.6
Hybrirock	2981	1431	2206	100	---	52	---	59	7.3	50.2	---	45.1
MH06E10	2338	1361	1849	79	---	1361	---	57	8.5	50.8	---	42.7
MH07J14	3945	---	---	132	---	---	---	57	8.1	51.0	---	44.2
MH09H19	3666	---	---	123	---	---	---	58	7.9	50.4	---	44.1

Table 4. Results for the 2012 National Winter Canola Variety Trial at Woodstown, NJ

Name	Yield (lb/a)			Yield (% of test avg.)				Plant height		Test weight		Protein (%)	Oil (%)
	2012	2011	2-yr.	2012	2012	2011	2-yr.	(in.)	(%)	(lb/bu)			
Monsanto / DEKALB													
DKW41-10	2205	1209	1707	74	---	1209	---	45	7.0	53.0	---	39.3	
DKW44-10	2663	1814	2238	89	---	1814	---	49	7.0	51.1	---	37.9	
DKW46-15	2590	1627	2108	87	---	1627	---	52	6.5	51.6	---	41.2	
DKW47-15	2764	1586	2175	93	---	1586	---	55	7.1	50.4	---	42.0	
Technology Crops International													
Rossini	3277	2222	2749	110	---	2222	---	56	6.8	50.5	---	46.1	
TCI805	3242	---	---	109	---	---	---	57	6.8	50.9	---	44.0	
TCI806	2886	---	---	97	---	---	---	57	6.9	50.9	---	44.3	
University of Idaho													
05.UI.5.6.33	3146	---	---	106	---	---	---	54	8.3	49.3	---	39.8	
06.UIWC.1	2755	---	---	93	---	---	---	53	7.3	51.8	---	39.9	
Amanda	2708	1903	2306	91	---	1903	---	54	7.3	52.5	---	40.6	
Durola	2986	1229	2107	100	---	1229	---	54	7.8	50.6	---	45.3	
Virginia State University													
Virginia	2689	1833	2261	90	---	1833	---	49	7.5	50.0	---	42.5	
VSX-3	3268	1632	2450	110	---	1632	---	48	7.3	50.3	---	40.5	
Mean	2978	1745	---	---	---	1745	---	55	7.6	50.8	---	43.0	
CV	13	17	---	---	---	17	---	3	6.7	0.8	---	2.6	
LSD (0.05)	648	476	---	---	---	476	---	3	0.8	0.6	---	2.3	

Bold: Superior LSD group. Unless two entries differ by more than the LSD, little confidence can be placed in one being superior to the other.

Orange, Virginia

Wade Thomason and Steve Gulick
Virginia Tech University

Planted: 9/16/2011 at 5 lb/a in 7-in. rows
Harvested: 6/6/2012
Herbicides: 1 pt/a Treflan HP
Insecticides: None
Irrigation: None
Previous Crop: Fallow
Soil Test: N=15 ppm, K=105 ppm, and pH=6.4
Fertilizer: 25-65-0 lb N-P-K fertilizer in fall
60-0-0 lb N-P-K fertilizer in spring
Soil Type: Davidson silty clay
Elevation: 510 ft Latitude: 38° 13'N
Comments: The canola was three weeks early.
Excellent conditions resulted in high yields.

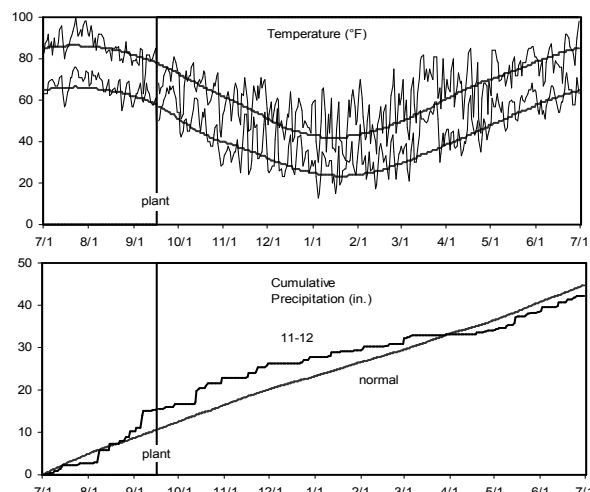


Table 5. Results for the 2012 National Winter Canola Variety Trial at Orange, VA

Name	Yield (lb/a) ¹			Yield (% of test avg.)			Plant height (in.)	50% bloom (DOY)	Moisture (%)	Test weight (lb/bu)	Oil (%)
	2012	2011	2-yr.	2012	2011	2-yr.					
Croplan by WinField											
HyClass 115W	2925	2059	2492	95	---	99	63	82	10.9	49.0	41.0
HyClass 125W	2698	2113	2406	88	---	99	64	83	11.3	48.7	39.4
HyClass 154W	2747	3012	2879	89	---	99	63	85	14.5	47.7	40.5
DL Seeds Inc. / Rubisco Seeds LLC											
Baldur	3544	2792	3168	115	---	99	64	84	14.0	48.7	42.4
Dynastie	2666	3468	3067	87	---	99	64	85	14.1	49.6	40.0
Flash	2622	2645	2633	85	---	99	65	83	16.0	48.2	41.2
Hornet	3049	3114	3081	99	---	99	64	84	12.5	49.8	42.3
NPZ 0903	3378	---	---	110	---	---	65	83	13.6	48.8	44.0
NPZ 1005	3384	---	---	110	---	---	64	84	14.6	48.6	43.0
Rumba	3410	---	---	111	---	---	64	82	13.8	48.4	41.4
Safran	3969	2800	3384	129	---	99	65	87	13.5	49.0	42.0
Sitro	2722	3134	2928	89	---	99	64	83	11.5	50.0	39.3
Ulura	2765	---	---	90	---	---	65	83	17.0	47.4	45.6
Visby	3982	2971	3477	130	---	99	64	82	10.6	48.9	42.0
WRH 350	3645	---	---	119	---	---	65	85	13.2	49.1	40.5
DuPont Pioneer											
46W94	2499	---	---	81	---	---	64	83	14.5	49.0	41.8
46W99	3028	---	---	99	---	---	63	82	12.0	48.8	41.2
High Plains Crop Development											
Claremore	3082	2720	2901	100	---	99	62	87	12.5	48.6	38.8
HPX-7228	3593	2935	3264	117	---	99	63	83	10.6	49.7	39.3
HPX-7341	3396	2827	3111	111	---	99	65	82	10.7	49.3	39.7
Kansas State University											
Kiowa	2434	2793	2614	79	---	99	65	85	16.0	48.0	36.8
KS4083	2652	2720	2686	86	---	99	61	83	13.6	48.9	39.2
KS4428	3058	2756	2907	100	---	99	64	84	12.5	48.0	40.3
KS4564	2852	---	---	93	---	---	63	85	11.7	49.7	40.4
Riley	3063	2602	2833	100	---	99	63	84	12.8	48.0	38.8
Sumner	2950	2511	2731	96	---	99	64	84	10.2	50.0	39.3
Wichita	3015	2887	2951	98	---	99	64	85	10.9	49.5	39.3
Chrome	3721	3408	3565	121	---	99	64	82	14.2	48.6	41.5
MOMONT											
Hybrirock	3572	3096	3334	116	---	99	63	82	12.4	49.5	41.3
MH06E10	3473	3262	3367	113	---	99	64	82	12.9	48.8	41.6
MH07J14	3220	---	---	105	---	---	65	85	16.6	47.9	40.7
MH09H19	3978	---	---	130	---	---	64	82	14.5	48.9	41.9

Table 5. Results for the 2012 National Winter Canola Variety Trial at Orange, VA

Name	Yield (lb/a) ¹			Yield (% of test avg.)				Plant height (in.)	50% bloom (DOY)	Moisture (%)	Test weight (lb/bu)	Oil (%)
	2012	2011	2-yr.	2012	2012	2011	2-yr.					
Monsanto / DEKALB												
DKW41-10	1889	1912	1900	61	---	99	---	57	80	9.3	50.0	38.3
DKW44-10	2118	2185	2151	69	---	99	---	64	85	12.1	48.4	37.2
DKW46-15	2757	1911	2334	90	---	99	---	64	84	8.7	49.1	42.2
DKW47-15	3547	2749	3148	116	---	99	---	65	84	11.1	49.0	39.1
Technology Crops International												
Rossini	3654	2534	3094	119	---	99	---	65	81	10.5	49.5	42.3
TCI805	2870	---	---	93	---	---	---	65	83	12.9	48.6	40.6
TCI806	3111	---	---	101	---	---	---	64	83	11.2	49.9	38.0
University of Idaho												
05.UI.5.6.33	2923	---	---	95	---	---	---	63	87	15.0	47.7	37.9
06.UIWC.1	3614	---	---	118	---	---	---	63	84	11.7	49.6	36.9
Amanda	3432	2655	3043	112	---	99	---	63	86	14.8	49.9	40.4
Durola	2645	1982	2314	86	---	99	---	63	85	11.8	48.3	42.8
Virginia State University												
Virginia	1898	2670	2284	62	---	99	---	64	83	12.7	48.0	39.4
VSX-3	2639	2998	2819	86	---	99	---	63	83	12.1	48.7	39.7
Mean	3071	2653	---	---	---	0	---	64	84	12.7	48.9	40.4
CV	22	14	---	---	---	0	---	3	1	12.3	1.9	2.8
LSD (0.05)	1086	616	---	---	---	0	---	NS	2	2.5	2.9	2.4

Bold: Superior LSD group. Unless two entries differ by more than the LSD, little confidence can be placed in one being superior to the other.

¹Use yield data with caution. A CV above 20 indicates higher experimental error. Make variety selection decisions based on more than one year's data.

Petersburg, Virginia

Harbans Bhardwaj
Virginia State University

Planted: 10/5/2011 in 15-in. rows
Harvested: 6/19/2012
Soil Type: Abell sandy loam
Elevation: 134 ft Latitude: 37° 15'N
Comments: Warm winter temperatures resulted in early flowering.

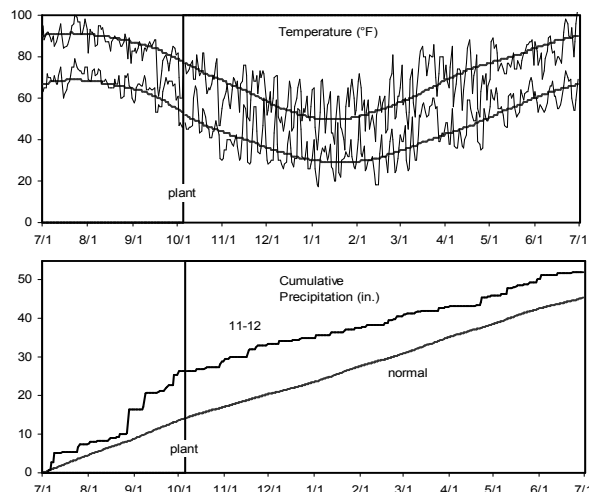


Table 6. Results for the 2012 National Winter Canola Variety Trial at Petersburg, VA

Name	Yield (lb/a) ¹			Yield (% of test avg.)			Plant			Test		
	2012	2011	2-yr.	2012	2012	2011	2-yr.	height (in.)	Moisture (%)	weight (lb/bu)	Protein (%)	Oil (%)
Croplan by WinField												
HyClass 115W	1168	1037	1103	78	---	---	---	---	---	---	---	38.1
HyClass 125W	1328	1379	1353	89	---	---	---	---	---	---	---	39.2
HyClass 154W	1470	984	1227	98	---	---	---	---	---	---	---	38.8
DL Seeds Inc. / Rubisco Seeds LLC												
Baldur	1516	1462	1489	101	---	---	---	---	---	---	---	40.1
Dynastie	1839	1107	1473	123	---	---	---	---	---	---	---	40.5
Flash	1747	576	1161	117	---	---	---	---	---	---	---	38.9
Hornet	1538	1125	1332	103	---	---	---	---	---	---	---	40.2
NPZ 0903	1767	---	---	118	---	---	---	---	---	---	---	42.2
NPZ 1005	1546	---	---	103	---	---	---	---	---	---	---	44.2
Rumba	1565	---	---	105	---	---	---	---	---	---	---	39.8
Safran	1815	671	1243	121	---	---	---	---	---	---	---	39.8
Sitro	1967	947	1457	131	---	---	---	---	---	---	---	41.3
Ulura	1436	---	---	96	---	---	---	---	---	---	---	42.1
Visby	1093	790	942	73	---	---	---	---	---	---	---	37.5
WRH 350	1544	---	---	103	---	---	---	---	---	---	---	37.3
DuPont Pioneer												
46W94	1880	---	---	126	---	---	---	---	---	---	---	42.7
46W99	1370	---	---	92	---	---	---	---	---	---	---	39.1
High Plains Crop Development												
Claremore	1475	1296	1385	98	---	---	---	---	---	---	---	37.6
HPX-7228	1244	1119	1182	83	---	---	---	---	---	---	---	40.0
HPX-7341	1564	797	1181	104	---	---	---	---	---	---	---	38.8
Kansas State University												
Kiowa	1470	740	1105	98	---	---	---	---	---	---	---	36.2
KS4083	1285	1072	1179	86	---	---	---	---	---	---	---	37.8
KS4428	1258	792	1025	84	---	---	---	---	---	---	---	37.9
KS4564	1369	---	---	91	---	---	---	---	---	---	---	41.9
Riley	1128	1191	1160	75	---	---	---	---	---	---	---	38.7
Sumner	1170	992	1081	78	---	---	---	---	---	---	---	38.6
Wichita	1280	1231	1255	85	---	---	---	---	---	---	---	37.9
MOMONT												
Chrome	1880	1144	1512	126	---	---	---	---	---	---	---	40.5
Hybrirock	1598	1090	1344	107	---	---	---	---	---	---	---	43.3
MH06E10	1760	533	1147	118	---	---	---	---	---	---	---	39.7
MH07J14	2143	---	---	143	---	---	---	---	---	---	---	40.1
MH09H19	2130	---	---	142	---	---	---	---	---	---	---	38.9

Table 6. Results for the 2012 National Winter Canola Variety Trial at Petersburg, VA

Name	Yield (lb/a) ¹			Yield (% of test avg.)		Winter survival (%)		Plant height (in.)	Moisture (%)	Test weight (lb/bu)	Protein (%)	Oil (%)
	2012	2011	2-yr.	2012	2011	2012	2011					
Monsanto / DEKALB												
DKW41-10	980	765	873	65	---	---	---	---	---	---	---	38.8
DKW44-10	1114	780	947	74	---	---	---	---	---	---	---	37.1
DKW46-15	1416	1023	1219	95	---	---	---	---	---	---	---	40.5
DKW47-15	1246	838	1042	83	---	---	---	---	---	---	---	39.2
Technology Crops International												
Rossini	1668	1080	1374	111	---	---	---	---	---	---	---	42.1
TCI805	1182	---	---	79	---	---	---	---	---	---	---	41.3
TCI806	1634	---	---	109	---	---	---	---	---	---	---	38.7
University of Idaho												
05.UI.5.6.33	1409	---	---	94	---	---	---	---	---	---	---	36.3
06.UIWC.1	1131	---	---	76	---	---	---	---	---	---	---	36.1
Amanda	1143	788	966	76	---	---	---	---	---	---	---	36.6
Durola	1447	967	1207	97	---	---	---	---	---	---	---	40.3
Virginia State University												
Virginia	1792	1250	1521	120	---	---	---	---	---	---	---	39.5
VSX-3	1870	1399	1635	125	---	---	---	---	---	---	---	37.7
Mean	1497	993	---	---	---	---	---	---	---	---	---	39.4
CV	22	24	---	---	---	---	---	---	---	---	---	1.7
LSD (0.05)	546	379	---	---	---	---	---	---	---	---	---	1.4

Bold: Superior LSD group. Unless two entries differ by more than the LSD, little confidence can be placed in one being superior to the other.

¹Use yield data with caution. A CV above 20 indicates higher experimental error. Make variety selection decisions based on more than one year's data.

Table 7. Southeast Region Summary Table

Name	Yield (lb/a)	Number of observations	Oil (%)	Number of observations	Name	Yield (lb/a)	Number of observations	Oil (%)	Number of observations
Croplan by WinField					MOMONT				
HyClass 115W	1804	10	40.0	27	Chrome	2579	16	41.6	15
HyClass 125W	1762	40	39.0	10	Hybrirock	1965	43	41.7	15
HyClass 154W	1898	42	39.3	39	MH06E10	2341	16	41.0	15
DL Seeds Inc. / Rubisco Seeds LLC					MH07J14	2641	6	39.9	6
Baldur	1806	43	40.0	41	MH09H19	2459	6	39.8	6
Dynastie	2451	19	41.3	17	Monsanto / DEKALB				
Flash	1978	39	40.4	37	DKW41-10	1433	29	38.7	28
Hornet	2277	11	40.5	11	DKW44-10	1714	10	37.5	10
NPZ 0903	2308	5	42.1	5	DKW46-15	1573	29	40.9	28
NPZ 1005	2357	5	42.4	5	DKW47-15	1713	29	39.6	28
Rumba	2278	6	39.5	6	Technology Crops International				
Safran	2209	32	40.1	31	Rossini	2339	10	42.5	9
Sitro	2042	38	40.2	37	TCI805	2022	5	40.1	5
Ulura	2040	6	42.2	6	TCI806	2021	5	38.7	5
Visby	1934	36	40.2	34	University of Idaho				
WRH 350	2222	6	39.0	6	05.UI.5.6.33	1905	5	36.6	5
DuPont Pioneer					06.UIWC.1	2079	5	36.9	5
46W94	2048	5	41.1	5	Amanda	1821	12	38.7	11
46W99	1952	5	40.3	5	Durola	1732	9	43.1	8
High Plains Crop Development					Virginia State University				
Claremore	1861	28	39.9	27	Virginia	1836	40	39.3	38
HPX-7228	2123	14	39.9	13	VSX-3	2167	11	38.7	10
HPX-7341	2091	14	39.9	13	Mean¹				
Kansas State University						1818	43	39.9	41
Kiowa	1687	29	38.7	37	Data averaged over a 6 year period from 2007 - 2012.				
KS4083	1885	14	38.7	10	¹ Number of mean observations, not average value of observations per entry.				
KS4428	2188	9	38.9	10					
KS4564	2045	9	41.2	5					
Riley	1788	32	40.3	31					
Sumner	1627	35	39.2	34					
Wichita	1757	43	39.5	41					

Belleville, Illinois

Mike Schmidt and Cathy Schmidt
Southern Illinois University

Planted: 9/21/2011
Harvested: 6/5/2012
Soil Type: Winfield silt loam
Elevation: 415 ft Latitude: 37° 47'N
Comments: Above normal winter temperatures and average moisture through harvest.

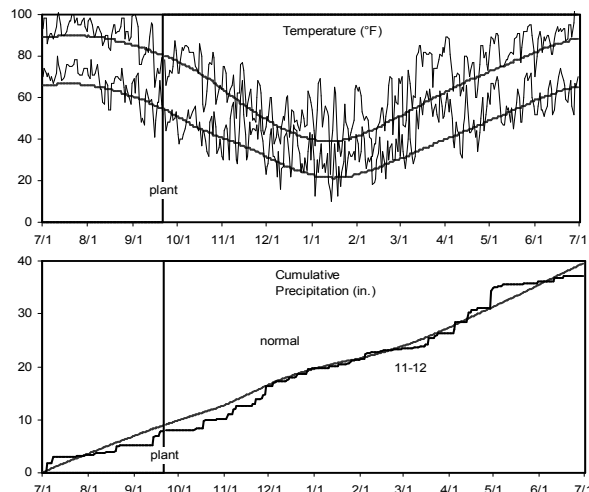


Table 8. Results for the 2012 National Winter Canola Variety Trial at Belleville, IL

Name	Yield (lb/a)			Yield (% of test avg.)			Winter survival (%)		Plant height	50% bloom	Moisture	Test weight	Oil
	2012	2011	2-yr.	2012	2012	2011	2-yr.	(in.)	(DOY)	(%)	(lb/bu)	(%)	
DL Seeds Inc. / Rubisco Seeds LLC													
Baldur	2068	1695	1881	96	---	86	---	---	84	---	---	---	41.3
Dynastie	2288	2468	2378	106	---	88	---	---	83	---	---	---	41.4
Flash	2724	2187	2456	126	---	92	---	---	83	---	---	---	43.5
Hornet	2486	2609	2547	115	---	100	---	---	84	---	---	---	43.3
NPZ 0903	1586	---	---	73	---	---	---	---	83	---	---	---	44.0
NPZ 1005	2053	---	---	95	---	---	---	---	83	---	---	---	45.3
Rumba	2625	---	---	121	---	---	---	---	83	---	---	---	42.5
Safran	3035	2219	2627	140	---	90	---	---	84	---	---	---	41.4
Sitro	2338	2231	2284	108	---	98	---	---	83	---	---	---	43.1
Ulura	2149	---	---	99	---	---	---	---	83	---	---	---	46.4
Visby	2303	2156	2230	107	---	97	---	---	83	---	---	---	41.9
WRH 350	2759	---	---	128	---	---	---	---	84	---	---	---	41.3
High Plains Crop Development													
Claremore	2541	1787	2164	118	---	87	---	---	87	---	---	---	40.1
HPX-7228	1138	1650	1394	53	---	99	---	---	83	---	---	---	39.9
HPX-7341	1835	2106	1971	85	---	100	---	---	84	---	---	---	40.9
Kansas State University													
Kiowa	2169	1476	1823	100	---	96	---	---	86	---	---	---	40.1
KS4083	1533	1691	1612	71	---	100	---	---	85	---	---	---	40.6
KS4428	2230	1916	2073	103	---	98	---	---	84	---	---	---	42.1
KS4564	1301	---	---	60	---	---	---	---	83	---	---	---	41.1
Riley	1992	---	---	92	---	---	---	---	84	---	---	---	41.5
Sumner	1748	---	---	81	---	---	---	---	83	---	---	---	40.9
Wichita	2477	---	---	115	---	---	---	---	84	---	---	---	40.2
MOMONT													
Chrome	2445	2332	2389	113	---	98	---	---	84	---	---	---	43.0
Hybrirock	2698	2181	2439	125	---	97	---	---	85	---	---	---	42.6
MH06E10	2715	1837	2276	126	---	98	---	---	83	---	---	---	42.8
MH07J14	3055	---	---	141	---	---	---	---	83	---	---	---	42.6
MH09H19	2567	---	---	119	---	---	---	---	83	---	---	---	42.7
Technology Crops International													
Rossini	1667	---	---	77	---	---	---	---	83	---	---	---	44.3
TCI805	2256	---	---	104	---	---	---	---	84	---	---	---	39.4
TCI806	1966	---	---	91	---	---	---	---	83	---	---	---	37.3

Table 8. Results for the 2012 National Winter Canola Variety Trial at Belleville, IL

Name	Yield (lb/a)			Yield (% of test avg.)				Plant height (in.)	50% bloom (DOY)	Moisture (%)	Test weight (lb/bu)	Oil (%)
	2012	2011	2-yr.	2012	2012	2011	2-yr.					
University of Idaho												
05.Ul.5.6.33	2073	---	---	96	---	---	---	---	86	---	---	39.8
06.UlWC.1	1365	---	---	63	---	---	---	---	84	---	---	39.2
Amanda	1917	1401	1659	89	---	100	---	---	87	---	---	39.3
Durola	1859	1349	1604	86	---	97	---	---	84	---	---	44.8
Virginia State University												
Virginia	2245	1485	1865	104	---	68	---	---	83	---	---	40.0
VSX-3	1588	1685	1637	74	---	92	---	---	83	---	---	39.9
Mean	2161	1910	---	---	---	95	---	---	84	---	---	41.7
CV	19	19	---	---	---	10	---	---	1	---	---	2.2
LSD (0.05)	670	580	---	---	---	NS	---	---	2	---	---	1.9

Bold: Superior LSD group. Unless two entries differ by more than the LSD, little confidence can be placed in one being superior to the other.

Carbondale, Illinois

Mike Schmidt and Cathy Schmidt
Southern Illinois University

Planted: 9/9/2011
Harvested: 6/6/2012
Soil Type: Stoy silt loam
Elevation: 400 ft Latitude: 38° 30'N
Comments: Yields were negatively affected by poor stands. No winterkill was observed. Bloom dates were much earlier than normal.

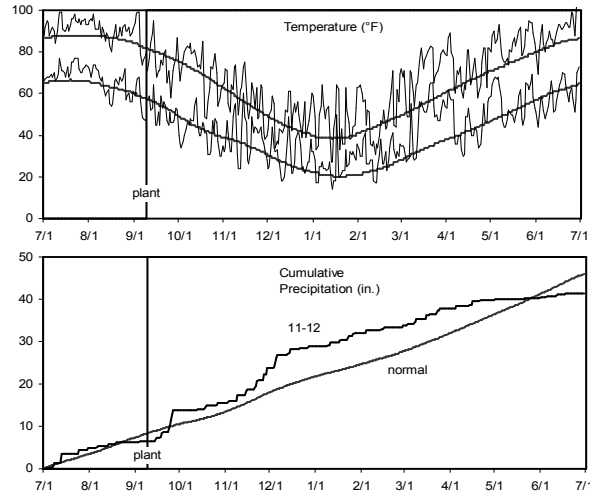


Table 9. Results for the 2012 National Winter Canola Variety Trial at Carbondale, IL

Name	Yield (lb/a) ¹			Yield (% of test avg.)			Winter survival (%)		Spring stand	50% bloom	Moisture	Test weight	Oil
	2012	2011	2-yr.	2012	2011	2-yr.	2012	2011	(0-10)	(DOY)	(%)	(lb/bu)	(%)
DL Seeds Inc. / Rubisco Seeds LLC													
Baldur	1623	2508	2066	100	100	---	---	---	7	78	---	---	---
Dynastie	1228	2890	2059	76	100	---	---	---	4	79	---	---	---
Flash	2181	2855	2518	135	100	---	---	---	7	79	---	---	---
Hornet	1350	3187	2269	83	100	---	---	---	4	79	---	---	---
NPZ 0903	1957	---	---	121	100	---	---	---	8	77	---	---	---
NPZ 1005	1830	---	---	113	100	---	---	---	8	78	---	---	---
Rumba	923	---	---	57	100	---	---	---	5	78	---	---	---
Safran	2068	3234	2651	128	100	---	---	---	6	81	---	---	---
Sitro	2526	3327	2927	156	100	---	---	---	8	77	---	---	---
Ulura	1205	---	---	74	100	---	---	---	6	77	---	---	---
Visby	1185	2355	1770	73	100	---	---	---	4	79	---	---	---
WRH 350	1975	---	---	122	100	---	---	---	8	81	---	---	---
High Plains Crop Development													
Claremore	1693	2615	2154	104	100	---	---	---	7	83	---	---	---
HPX-7228	1269	2046	1657	78	100	---	---	---	6	78	---	---	---
HPX-7341	1342	1783	1562	83	100	---	---	---	6	78	---	---	---
Kansas State University													
Kiowa	2010	2314	2162	124	100	---	---	---	8	80	---	---	---
KS4083	1150	2075	1613	71	100	---	---	---	5	81	---	---	---
KS4428	1228	2385	1807	76	100	---	---	---	4	80	---	---	---
KS4564	511	---	---	32	100	---	---	---	3	81	---	---	---
Riley	1533	---	---	95	100	---	---	---	7	79	---	---	---
Sumner	1255	---	---	77	100	---	---	---	5	79	---	---	---
Wichita	1603	---	---	99	100	---	---	---	8	79	---	---	---
MOMONT													
Chrome	1769	3041	2405	109	100	---	---	---	6	80	---	---	---
Hybrirock	1891	2420	2155	117	100	---	---	---	7	77	---	---	---
MH06E10	1170	2204	1687	72	100	---	---	---	4	78	---	---	---
MH07J14	2463	---	---	152	100	---	---	---	8	79	---	---	---
MH09H19	1876	---	---	116	100	---	---	---	8	78	---	---	---
Technology Crops International													
Rossini	2021	---	---	125	100	---	---	---	8	76	---	---	---
TCI805	2222	---	---	137	100	---	---	---	8	78	---	---	---
TCI806	1870	---	---	115	100	---	---	---	7	78	---	---	---

Table 9. Results for the 2012 National Winter Canola Variety Trial at Carbondale, IL

Name	Yield (lb/a) ¹			Yield (% of test avg.)				Spring stand (0-10)	50% bloom (DOY)	Moisture (%)	Test weight (lb/bu)	Oil (%)
	2012	2011	2-yr.	2012	2012	2011	2-yr.					
University of Idaho												
05.Ul.5.6.33	1562	---	---	96	100	---	---	6	83	---	---	---
06.UlWC.1	1574	---	---	97	100	---	---	6	79	---	---	---
Amanda	1809	2504	2156	112	100	---	---	7	83	---	---	---
Durola	1609	1937	1773	99	100	---	---	7	80	---	---	---
Virginia State University												
Virginia	1316	2726	2021	81	100	---	---	5	78	---	---	---
VSX-3	1554	1943	1748	96	100	---	---	8	79	---	---	---
Mean	1621	2471	---	---	100	---	---	6	79	---	---	---
CV	24	14	---	---	0	---	---	18	2	---	---	---
LSD (0.05)	628	575	---	---	NS	---	---	2	2	---	---	---

Bold: Superior LSD group. Unless two entries differ by more than the LSD, little confidence can be placed in one being superior to the other.

¹Use yield data with caution. A CV above 20 indicates higher experimental error. Make variety selection decisions based on more than one year's data.

Princeton, Kentucky

Brian Caldbeck
Caldbeck Consulting

Planted: 10/3/2011 at 5 lb/a in 7-in. rows
 Harvested: 5/25/2012
 Herbicides: Treflan
 Insecticides: None
 Irrigation: None
 Previous Crop: Grass
 Soil Test: NA
 Fertilizer: 54-138-0-1 lb N-P-K-B fertilizer in fall
 110-0-0 lb N-P-K fertilizer in spring
 Soil Type: Zanesville silt loam
 Elevation: 482 ft Latitude: 37° 6'N
 Comments: Warm winter temperatures resulted in early bloom dates.

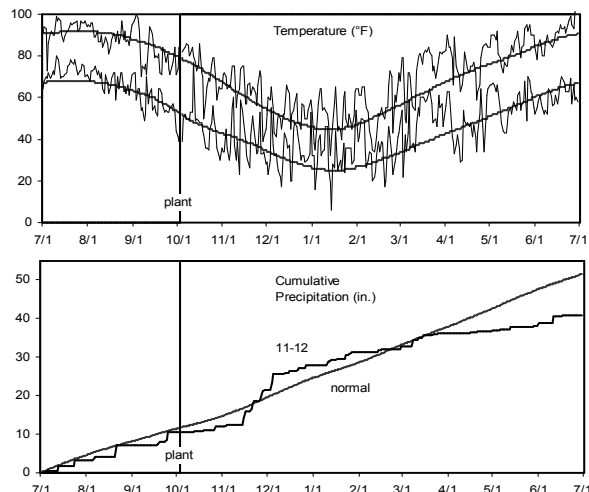


Table 10. Results for the 2012 National Winter Canola Variety Trial at Princeton, KY

Name	Yield (lb/a)			Yield (% of test avg.)			Winter survival (%)		Plant height (in.)	50% bloom (DOY)	Moisture (%)	Test weight (lb/bu)	Oil (%)
	2012	2011	2-yr.	2012	2011	2-yr.	2012	2011					
Croplan by WinField													
HyClass 115W	1542	---	---	63	---	---	---	---	48	80	10.6	51.4	39.0
HyClass 125W	1848	---	---	75	---	---	---	---	46	80	10.4	50.6	40.4
HyClass 154W	2312	---	---	94	---	---	---	---	46	83	11.2	50.0	42.6
DL Seeds Inc. / Rubisco Seeds LLC													
Baldur	2689	---	---	109	---	---	---	---	51	81	10.5	53.8	42.7
Dynastie	2921	---	---	119	---	---	---	---	49	81	11.1	51.8	42.4
Flash	2541	---	---	103	---	---	---	---	52	81	10.2	52.2	42.4
Hornet	2867	---	---	117	---	---	---	---	54	80	11.9	51.6	43.6
NPZ 0903	2708	---	---	110	---	---	---	---	53	79	11.1	53.4	44.4
NPZ 1005	2729	---	---	111	---	---	---	---	49	80	11.3	51.5	44.5
Rumba	2563	---	---	104	---	---	---	---	53	78	12.4	51.9	40.1
Safran	3470	---	---	141	---	---	---	---	49	81	13.6	51.0	41.6
Sitro	3044	---	---	124	---	---	---	---	53	79	10.2	52.9	42.6
Ulura	2591	---	---	105	---	---	---	---	55	79	10.1	52.6	45.1
Visby	2745	---	---	112	---	---	---	---	51	80	11.7	51.7	41.7
WRH 350	2954	---	---	120	---	---	---	---	52	80	11.0	51.1	42.2
DuPont Pioneer													
46W94	2501	---	---	102	---	---	---	---	55	79	11.0	52.7	41.7
46W99	2120	---	---	86	---	---	---	---	50	79	8.8	51.2	43.9
High Plains Crop Development													
Claremore	2253	---	---	92	---	---	---	---	51	87	12.9	55.2	41.5
HPX-7228	2002	---	---	81	---	---	---	---	50	81	10.2	53.3	40.1
HPX-7341	2210	---	---	90	---	---	---	---	46	81	8.9	52.2	40.8
Kansas State University													
Kiowa	3206	---	---	130	---	---	---	---	50	83	12.1	53.1	39.8
KS4083	2483	---	---	101	---	---	---	---	53	82	13.7	53.8	39.9
KS4428	2749	---	---	112	---	---	---	---	48	81	10.7	51.4	41.3
KS4564	2129	---	---	87	---	---	---	---	47	81	9.1	52.8	42.3
Riley	2124	---	---	86	---	---	---	---	43	83	9.3	53.2	41.3
Sumner	1718	---	---	70	---	---	---	---	45	82	9.1	53.4	42.0
Wichita	1917	---	---	78	---	---	---	---	47	82	8.7	53.7	41.2
MOMONT													
Chrome	3080	---	---	125	---	---	---	---	48	82	9.1	51.3	43.9
Hybrirock	3186	---	---	130	---	---	---	---	53	80	10.6	50.9	42.6
MH06E10	2733	---	---	111	---	---	---	---	51	79	10.5	52.8	42.6
MH07J14	2955	---	---	120	---	---	---	---	49	82	14.3	52.3	41.5
MH09H19	2890	---	---	117	---	---	---	---	52	80	11.4	51.8	43.8

Table 10. Results for the 2012 National Winter Canola Variety Trial at Princeton, KY

Name	Yield (lb/a)			Yield (% of test avg.)				Winter survival (%)		Plant height (in.)	50% bloom (DOY)	Moisture (%)	Test weight (lb/bu)	Oil (%)
	2012	2011	2-yr.	2012	2012	2011	2-yr.	2012	2011					
Monsanto / DEKALB														
DKW41-10	1182	---	---	48	---	---	---	44	76	9.3	52.2	38.8		
DKW44-10	1552	---	---	63	---	---	---	46	80	16.4	50.1	35.0		
DKW46-15	1966	---	---	80	---	---	---	46	81	8.6	52.1	39.9		
DKW47-15	2174	---	---	88	---	---	---	46	81	8.6	51.3	40.1		
University of Idaho														
05.UI.5.6.33	2494	---	---	101	---	---	---	45	83	12.5	51.0	42.1		
06.UIWC.1	2423	---	---	99	---	---	---	49	82	14.9	52.5	37.7		
Amanda	2876	---	---	117	---	---	---	47	85	14.7	51.8	41.8		
Virginia State University														
Virginia	2155	---	---	88	---	---	---	43	81	10.3	52.3	40.0		
VSX-3	2285	---	---	93	---	---	---	43	81	10.9	50.5	39.2		
Mean	2460	---	---	---	---	---	---	49	81	11.1	52.1	41.5		
CV	15	---	---	---	---	---	---	---	---	10.5	2.2	2.6		
LSD (0.05)	601	---	---	---	---	---	---	---	---	1.9	1.9	2.2		

Bold: Superior LSD group. Unless two entries differ by more than the LSD, little confidence can be placed in one being superior to the other.

Custar, Ohio

Edwin Lentz
The Ohio State University

Planted: 9/6/2011 at 6 lb/a in 7-in. rows
Harvested: 6/15/2012
Herbicides: None
Insecticides: None
Irrigation: None
Previous Crop: Oats
Soil Test: N=53 ppm, K=195 ppm, and pH=6.7
Fertilizer: 120-0-0 lb N-P-K fertilizer in spring
Soil Type: Hoytville clay
Elevation: 797 ft Latitude: 41° 13'N
Comments: Plants were two feet shorter than normal. Flowering occurred a month earlier and seedpods were negatively affected by late cold temperatures.

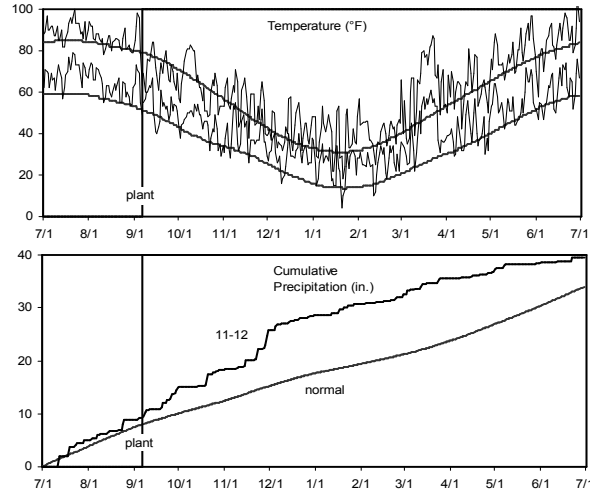


Table 11. Results for the 2012 National Winter Canola Variety Trial at Custar, OH

Name	Yield (lb/a) ¹			Yield (% of test avg.)			Winter survival (%)	Fall stand (0-10)	Plant height (in.)	50% bloom (DOY)	Moisture (%)	Test weight (lb/bu)
	2012	2011	2-yr.	2012	2011	2-yr.						
Croplan by WinField												
HyClass 115W	2285	1156	1721	112	94	100	97	9	29	92	---	---
HyClass 125W	1748	1159	1453	86	96	100	98	10	29	95	---	---
HyClass 154W	1474	1698	1586	72	96	100	98	10	28	95	---	---
DL Seeds Inc. / Rubisco Seeds LLC												
Baldur	1833	1415	1624	90	93	100	97	10	29	92	---	---
Dynastie	2329	1569	1949	114	93	100	97	10	31	93	---	---
Flash	1926	1740	1833	94	94	100	97	10	31	93	---	---
Hornet	2001	1203	1602	98	94	100	97	9	33	95	---	---
NPZ 0903	2719	---	---	133	95	---	---	10	32	91	---	---
NPZ 1005	2136	---	---	105	96	---	---	9	31	95	---	---
Rumba	2160	---	---	106	90	---	---	9	32	91	---	---
Safran	2531	1486	2009	124	96	100	98	10	31	96	---	---
Sitro	2150	1493	1821	105	95	100	97	9	31	93	---	---
Ulura	2481	---	---	121	97	---	---	9	34	93	---	---
Visby	2081	1282	1682	102	90	87	89	10	30	91	---	---
WRH 350	2393	---	---	117	97	---	---	9	35	95	---	---
DuPont Pioneer												
46W94	1934	---	---	95	91	---	---	10	30	93	---	---
46W99	2146	---	---	105	95	---	---	9	29	90	---	---
High Plains Crop Development												
Claremore	2236	1203	1719	109	95	98	97	10	31	96	---	---
HPX-7228	1769	1085	1427	87	90	100	95	10	27	93	---	---
HPX-7341	2078	1251	1664	102	89	100	95	9	27	95	---	---
Kansas State University												
Kiowa	2109	1179	1644	103	95	100	98	10	33	97	---	---
KS4083	2153	1290	1722	105	96	98	97	9	34	95	---	---
KS4428	2039	1344	1691	100	94	100	97	10	31	94	---	---
KS4564	1504	---	---	74	95	---	---	10	28	93	---	---
Riley	2314	1346	1830	113	95	100	98	10	28	94	---	---
Sumner	2003	2094	2049	98	89	100	94	10	27	94	---	---
Wichita	2301	1270	1785	113	97	100	99	10	32	94	---	---
MOMONT												
Chrome	2290	819	1555	112	92	100	96	10	30	96	---	---
Hybrirock	2512	1869	2190	123	95	95	95	10	30	93	---	---
MH06E10	2078	1662	1870	102	91	90	91	9	33	92	---	---
MH07J14	1916	---	---	94	95	---	---	10	30	96	---	---
MH09H19	2944	---	---	144	97	---	---	10	33	92	---	---

Table 11. Results for the 2012 National Winter Canola Variety Trial at Custer, OH

Name	Yield (lb/a) ¹			Yield (% of test avg.)				Winter survival (%)	Fall stand (0-10)	Plant height (in.)	50% bloom (DOY)	Moisture (%)	Test weight (lb/bu)
	2012	2011	2-yr.	2012	2012	2011	2-yr.						
Monsanto / DEKALB													
DKW41-10	1928	1139	1534	94	96	100	98	10	28	89	---	---	
DKW44-10	886	1549	1218	43	87	100	93	10	26	97	---	---	
DKW46-15	1149	1418	1284	56	95	100	98	9	27	95	---	---	
DKW47-15	1426	1295	1361	70	93	100	97	10	30	92	---	---	
Technology Crops International													
Rossini	2142	1384	1763	105	95	100	98	10	31	89	---	---	
TCI805	2313	---	---	113	93	---	---	10	31	93	---	---	
TCI806	2194	---	---	107	92	---	---	10	32	91	---	---	
University of Idaho													
05.UI.5.6.33	1855	---	---	91	91	---	---	10	28	97	---	---	
06.UIWC.1	1647	---	---	81	94	---	---	10	28	93	---	---	
Amanda	2579	1012	1795	126	95	92	94	10	29	97	---	---	
Durola	1679	1819	1749	82	91	93	92	10	28	95	---	---	
Virginia State University													
Virginia	1646	1687	1667	81	85	100	93	9	27	91	---	---	
VSX-3	1939	1379	1659	95	92	88	90	10	24	94	---	---	
Mean	2043	1426	---	---	93	99	---	10	30	94	---	---	
CV	23	26	---	---	4	6	---	5	6	1	---	---	
LSD (0.05)	772	NS	---	---	6	NS	---	NS	3	2	---	---	

Bold: Superior LSD group. Unless two entries differ by more than the LSD, little confidence can be placed in one being superior to the other.

¹Use yield data with caution. A CV above 20 indicates higher experimental error. Make variety selection decisions based on more than one year's data.

Spring Hill, Tennessee

Dennis West
University of Tennessee

Planted: 10/4/2011 at 6 lb/a in 7-in. rows
 Harvested: 5/31/2012
 Herbicides: None
 Insecticides: None
 Irrigation: None
 Previous Crop: Soybean
 Soil Test: N=H, K=H, and pH=6.4
 Fertilizer: 30-0-0 lb N-P-K fertilizer in fall
 101-0-0-23 lb N-P-K-S fertilizer in spring
 Soil Type: Moundview silt loam
 Elevation: 706 ft Latitude: 36° 32'N
 Comments: Excellent yields were recorded despite dry conditions.

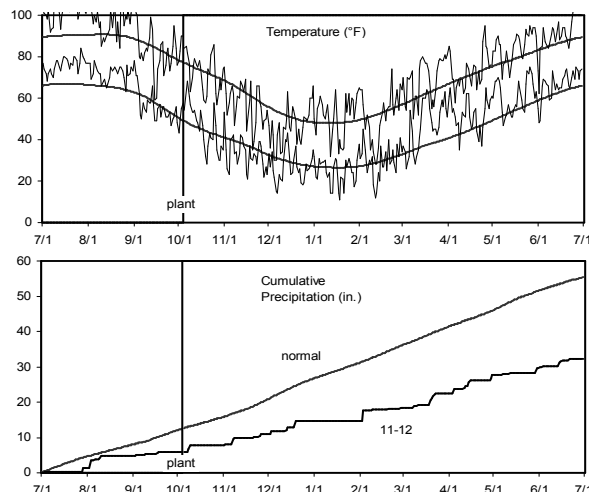


Table 12. Results for the 2012 National Winter Canola Variety Trial at Spring Hill, TN

Name	Yield (lb/a)			Yield (% of test avg.)			Winter survival (%)		Fall stand	Moisture	Test weight	Protein	Oil
	2012	2011	2-yr.	2012	2012	2011	2-yr.	(0-10)	(%)	(lb/bu)	(%)	(%)	
Croplan by WinField													
HyClass 115W	2266	861	1563	84	---	---	---	9	9.9	48.5	---	42.6	
HyClass 125W	2535	1113	1824	94	---	---	---	8	10.8	49.2	---	43.0	
HyClass 154W	2670	1569	2120	99	---	---	---	9	12.1	48.9	---	42.8	
DL Seeds Inc. / Rubisco Seeds LLC													
Baldur	2540	1319	1929	94	---	---	---	8	10.3	49.3	---	44.0	
Dynastie	2955	2185	2570	109	---	---	---	8	12.8	49.3	---	45.4	
Flash	3334	1895	2614	123	---	---	---	9	12.8	48.8	---	42.9	
Hornet	2893	1717	2305	107	---	---	---	8	10.6	49.3	---	43.4	
NPZ 0903	3105	---	---	115	---	---	---	9	9.8	48.8	---	46.8	
NPZ 1005	3049	---	---	113	---	---	---	9	10.7	49.2	---	46.7	
Rumba	2753	---	---	102	---	---	---	8	12.1	48.5	---	43.3	
Safran	3244	1639	2442	120	---	---	---	9	10.3	49.5	---	42.8	
Sitro	3227	1908	2568	120	---	---	---	9	9.9	49.0	---	43.3	
Ulura	2429	---	---	90	---	---	---	8	11.9	48.3	---	45.8	
Visby	2884	1450	2167	107	---	---	---	8	11.1	48.7	---	42.3	
WRH 350	3504	---	---	130	---	---	---	8	11.0	49.0	---	42.3	
DuPont Pioneer													
46W94	2589	---	---	96	---	---	---	9	11.5	48.6	---	42.6	
46W99	2849	---	---	106	---	---	---	9	10.3	49.1	---	42.0	
High Plains Crop Development													
Claremore	2830	2022	2426	105	---	---	---	9	9.9	49.1	---	41.6	
HPX-7228	2674	1873	2273	99	---	---	---	8	9.6	49.9	---	41.1	
HPX-7341	2302	1337	1819	85	---	---	---	8	10.1	48.9	---	40.3	
Kansas State University													
Kiowa	2395	1954	2175	89	---	---	---	8	11.5	49.0	---	41.2	
KS4083	2249	1710	1980	83	---	---	---	8	11.7	48.7	---	44.2	
KS4428	2317	1804	2061	86	---	---	---	8	10.9	49.1	---	43.8	
KS4564	2468	---	---	91	---	---	---	9	10.5	50.4	---	42.3	
Riley	2397	1346	1872	89	---	---	---	9	10.3	49.1	---	43.4	
Sumner	2380	1527	1954	88	---	---	---	8	9.6	49.9	---	44.3	
Wichita	2600	1857	2228	96	---	---	---	9	9.1	49.7	---	43.8	
MOMONT													
Chrome	3888	1963	2925	144	---	---	---	9	12.5	48.8	---	43.4	
Hybrirock	2590	2047	2319	96	---	---	---	9	11.1	48.8	---	45.0	
MH06E10	2792	1716	2254	103	---	---	---	8	11.6	48.9	---	42.7	
MH07J14	3589	---	---	133	---	---	---	9	12.6	49.1	---	42.8	
MH09H19	3086	---	---	114	---	---	---	9	11.2	48.7	---	42.1	

Table 12. Results for the 2012 National Winter Canola Variety Trial at Spring Hill, TN

Name	Yield (lb/a)			Yield (% of test avg.)	Winter survival (%)			Fall stand (0-10)	Moisture (%)	Test weight (lb/bu)	Protein (%)	Oil (%)
	2012	2011	2-yr.		2012	2012	2011					
Monsanto / DEKALB												
DKW41-10	2312	1373	1842	86	---	---	---	9	9.9	50.6	---	44.8
DKW44-10	2152	1516	1834	80	---	---	---	8	11.9	48.0	---	41.9
DKW46-15	2009	877	1443	74	---	---	---	8	8.5	49.2	---	43.2
DKW47-15	2670	844	1757	99	---	---	---	9	10.0	48.2	---	45.7
Technology Crops International												
Rossini	3049	1200	2124	113	---	---	---	9	9.6	49.4	---	43.1
TCI805	2642	---	---	98	---	---	---	9	11.6	48.9	---	43.1
TCI806	2646	---	---	98	---	---	---	9	10.2	49.7	---	40.1
University of Idaho												
05.UI.5.6.33	2457	---	---	91	---	---	---	8	14.1	47.4	---	41.1
06.UIWC.1	2782	---	---	103	---	---	---	9	10.8	49.4	---	40.2
Amanda	2500	1085	1792	93	---	---	---	9	11.3	49.7	---	43.2
Durola	1943	1458	1700	72	---	---	---	8	10.4	48.8	---	46.7
Virginia State University												
Virginia	2186	1999	2093	81	---	---	---	8	9.8	48.9	---	43.1
VSX-3	2792	1970	2381	103	---	---	---	9	10.2	48.7	---	43.0
Mean	2701	1563	---	---	---	---	---	8	10.9	49.1	---	43.2
CV	14	23	---	---	---	---	---	9	8.0	0.6	---	3.0
LSD (0.05)	605	576	---	---	---	---	---	1	1.4	0.5	---	2.6

Bold: Superior LSD group. Unless two entries differ by more than the LSD, little confidence can be placed in one being superior to the other.

Table 13. Midwest Region Summary Table

Name	Yield (lb/a)	Number of observations	Oil (%)	Number of observations	Name	Yield (lb/a)	Number of observations	Oil (%)	Number of observations
Croplan by WinField					MOMONT				
HyClass 115W	1691	25	40.2	23	Chrome	2396	22	42.8	19
HyClass 125W	1584	7	39.6	6	Hybrirock	2336	22	42.3	19
HyClass 154W	2022	33	40.3	30	MH06E10	2102	22	41.8	19
DL Seeds Inc. / Rubisco Seeds LLC					MH07J14	2796	5	43.1	3
Baldur	2011	42	41.2	38	MH09H19	2673	5	43.1	3
Dynastie	2406	22	42.2	19	Monsanto / DEKALB				
Flash	2466	41	41.7	37	DKW41-10	1554	28	39.5	25
Hornet	2089	12	41.1	10	DKW44-10	1343	7	38.1	6
NPZ 0903	2415	5	45.0	3	DKW46-15	1611	28	41.4	25
NPZ 1005	2359	5	45.5	3	DKW47-15	1695	28	40.2	25
Rumba	2205	5	42.0	3	Technology Crops International				
Safran	2577	35	41.2	32	Rossini	1891	8	41.3	6
Sitro	2481	42	41.3	38	TCI805	2358	4	41.2	2
Ulura	2171	5	45.8	3	TCI806	2169	4	38.7	2
Visby	2175	33	41.1	29	University of Idaho				
WRH 350	2717	5	41.9	3	05.UI.5.6.33	2088	5	41.0	3
DuPont Pioneer					06.UIWC.1	1958	5	39.0	3
46W94	2341	3	42.4	2	Amanda	1862	12	40.3	10
46W99	2372	3	44.8	2	Durola	1662	11	42.5	9
High Plains Crop Development					Virginia State University				
Claremore	2136	33	40.5	29	Virginia	2083	40	40.4	36
HPX-7228	1805	20	41.0	17	VSX-3	1797	12	39.8	10
HPX-7341	1887	20	41.2	17	Mean¹	2075	42	41.0	38
Kansas State University									
Kiowa	2048	42	40.2	38					
KS4083	1765	12	39.6	10					
KS4428	1888	12	40.3	10					
KS4564	1583	5	42.5	3					
Riley	2059	33	41.8	29					
Sumner	1943	40	40.9	36					
Wichita	2104	40	40.7	36					

Data averaged over a 6 year period from 2007 - 2012.

¹Number of mean observations, not average value of observations per entry.

Rocky Ford, Colorado

Jeff Davidson and Kevin Tanabe
Colorado State University

Planted: 8/25/2011
Harvested: 6/20/2012
Herbicides: 1.5 pt/a Treflan, 2 pt/a Poast
Insecticides: None
Irrigation: Flood
Previous Crop: Wheat
Soil Test: NA
Fertilizer: 22-104-0 lb N-P-K fertilizer in fall
92-0-0 lb N-P-K fertilizer in spring
Soil Type: Rocky Ford silty clay loam
Elevation: 4178 ft Latitude: 38° 02'N
Comments: Yields were very good overall, but late aphid pressure may have affected yields slightly.

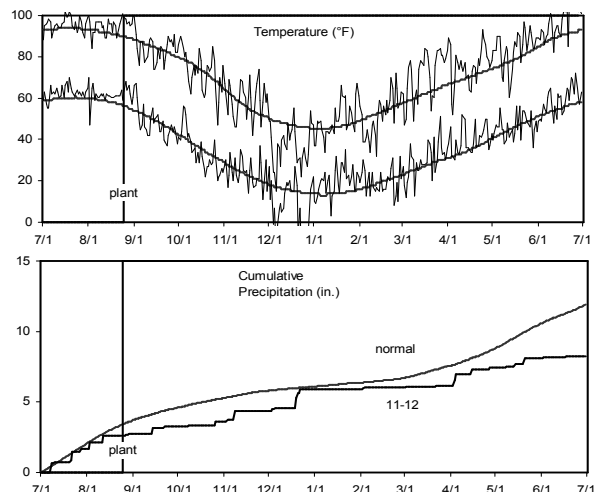


Table 14. Results for the 2012 National Winter Canola Variety Trial at Rocky Ford, CO

Name	Yield (lb/a)			Yield (% of test avg.)				Winter survival (%)		Fall stand	50% bloom	Moisture	Test weight	Oil
	2012	2010	2-yr.	2012	2012	2011	2-yr.	(0-10)	(DOY)	(%)	(lb/bu)	(%)		
Croplan by WinField														
HyClass 115W	3236	---	---	108	---	---	---	8	103	9.8	47.7	38.7		
HyClass 125W	2249	---	---	75	---	---	---	9	103	8.1	44.3	42.9		
HyClass 154W	2398	1403	1901	80	---	---	---	9	107	11.1	46.6	39.3		
DL Seeds Inc. / Rubisco Seeds LLC														
Baldur	3206	1813	2510	107	---	---	---	9	104	8.3	50.2	42.7		
Dynastie	3048	1475	2262	101	---	---	---	9	104	8.9	46.5	43.2		
Flash	2113	1207	1660	70	---	---	---	9	109	13.5	46.6	40.1		
Hornet	3132	---	---	104	---	---	---	9	102	7.7	46.0	43.0		
Rumba	2995	---	---	100	---	---	---	8	102	11.2	47.8	43.7		
Safran	3286	2025	2655	109	---	---	---	9	105	10.6	46.5	39.6		
Sitro	3043	1625	2334	101	---	---	---	9	102	9.3	45.5	42.1		
Ulura	2601	---	---	86	---	---	---	8	104	12.5	46.4	42.9		
Visby	2872	1723	2298	95	---	---	---	8	99	7.9	43.6	43.6		
WRH 350	3240	---	---	108	---	---	---	9	103	7.6	45.8	41.7		
DuPont Pioneer														
46W94	3298	---	---	110	---	---	---	9	105	9.3	46.9	43.1		
46W99	3106	---	---	103	---	---	---	8	102	11.4	47.6	40.4		
High Plains Crop Development														
Claremore	2499	1425	1962	83	---	---	---	8	110	9.4	43.2	39.1		
HPX-7228	3368	1979	2673	112	---	---	---	9	102	8.8	48.1	39.5		
HPX-7341	2657	1623	2140	88	---	---	---	9	103	7.1	43.2	38.3		
Kansas State University														
Riley	3694	1711	2702	123	---	---	---	9	100	7.8	48.9	42.7		
Wichita	3552	1616	2584	118	---	---	---	8	103	8.0	47.2	39.1		
MOMONT														
Chrome	3455	1683	2569	115	---	---	---	9	106	10.5	47.8	40.7		
Hybrirock	3118	1223	2170	104	---	---	---	9	107	8.2	45.4	43.0		
MH06E10	3286	1638	2462	109	---	---	---	9	106	9.3	49.1	38.8		
MH07J14	2530	---	---	84	---	---	---	9	108	13.3	44.2	42.1		
MH09H19	3482	---	---	116	---	---	---	9	106	13.6	48.1	40.8		
Monsanto / DEKALB														
DKW41-10	2972	---	---	99	---	---	---	9	99	7.6	46.1	36.2		
DKW44-10	2706	---	---	90	---	---	---	9	107	11.6	46.2	40.2		
DKW46-15	3611	---	---	120	---	---	---	8	105	6.3	48.1	41.1		
DKW47-15	2786	---	---	93	---	---	---	8	105	8.0	46.2	39.5		

Table 14. Results for the 2012 National Winter Canola Variety Trial at Rocky Ford, CO

Name	Yield (lb/a)			Yield (% of test avg.)				Winter survival (%)		Fall stand	50% bloom	Moisture	Test weight	Oil
	2012	2010	2-yr.	2012	2012	2011	2-yr.	(0-10)	(DOY)	(%)	(lb/bu)	(%)		
Technology Crops International														
Rossini	3074	---	---	102	---	---	---	9	101	6.8	47.7	43.5		
TCI805	2762	---	---	92	---	---	---	9	108	9.9	45.0	38.5		
TCI806	3832	---	---	127	---	---	---	9	104	5.9	49.9	39.0		
University of Idaho														
05.UI.5.6.33	2840	---	---	94	---	---	---	8	105	10.4	45.8	41.7		
06.UIWC.1	2395	---	---	80	---	---	---	8	106	10.7	42.1	37.0		
Amanda	3096	---	---	103	---	---	---	9	110	13.1	48.6	38.5		
Durola	2724	---	---	91	---	---	---	9	107	9.2	46.3	47.4		
Mean	3007	1584	2296	---	---	---	---	9	104	9.5	46.5	40.9		
CV	16	17	---	---	---	---	---	6	2	21.1	5.7	4.7		
LSD (0.05)	793	448	---	---	---	---	---	1	4	3.3	NS	3.9		

Bold: Superior LSD group. Unless two entries differ by more than the LSD, little confidence can be placed in one being superior to the other.

Yellow Jacket, Colorado

Abdel Berrada
Colorado State University

Planted: 9/2/2011 at 5 lb/a
Harvested: 7/2012
Herbicides: None
Insecticides: None
Irrigation: None
Previous Crop: Fallow
Soil Test: NA
Fertilizer: 0-0-0 lb N-P-K fertilizer in fall
0-0-0 lb N-P-K fertilizer in spring
Soil Type: Wetherill loam
Elevation: 6928 ft Latitude: 37° 32'N
Comments: Total precipitation from rain and snow was 61% of normal. Precipitation from March through June was 0.7 in. or 19% of normal.

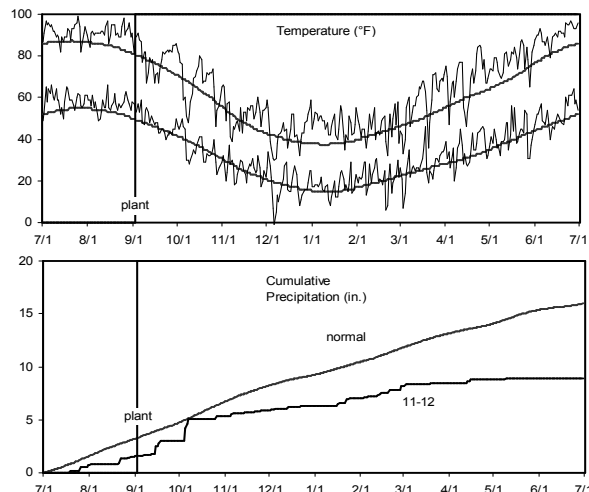


Table 15. Results for the 2012 National Winter Canola Variety Trial at Yellow Jacket, CO

Name	Yield (lb/a)			Yield (% of test avg.)			Winter survival (%)		Plant height (in.)	50% bloom (DOY)	Moisture (%)	Test weight (lb/bu)	Oil (%)
	2012	2011	2-yr.	2012	2011	2-yr.	2012	2011					
Croplan by WinField													
HyClass 115W	801	---	---	85	97	---	---	35	128	6.1	52.0	35.9	
HyClass 125W	857	---	---	91	100	---	---	34	128	5.9	50.8	36.5	
HyClass 154W	777	---	---	82	99	---	---	35	128	6.2	51.3	34.9	
DL Seeds Inc. / Rubisco Seeds LLC													
Baldur	1103	2029	1566	117	99	97	98	38	128	6.2	53.2	36.3	
Dynastie	903	2029	1466	96	82	90	86	40	128	5.8	50.9	36.9	
Flash	943	1449	1196	100	98	98	98	42	129	6.0	52.0	35.7	
Hornet	876	1376	1126	93	96	97	96	38	128	5.8	52.2	35.2	
Rumba	777	---	---	82	97	---	---	37	128	5.9	52.7	35.6	
Safran	1055	1684	1370	112	96	95	96	36	128	5.9	51.0	36.9	
Sitro	1052	1809	1430	111	97	93	95	36	128	6.1	51.5	36.2	
Ulura	879	---	---	93	97	---	---	41	128	6.0	53.2	36.4	
Visby	943	2374	1659	100	92	98	95	39	128	5.9	51.8	36.0	
WRH 350	992	---	---	105	96	---	---	36	128	5.9	51.1	35.1	
DuPont Pioneer													
46W94	797	---	---	84	97	---	---	37	128	6.0	52.7	34.9	
46W99	772	---	---	82	90	---	---	35	128	6.0	51.9	35.4	
High Plains Crop Development													
Claremore	607	1648	1128	64	100	98	99	36	128	6.0	50.7	36.3	
HPX-7228	1311	2280	1795	139	97	98	98	40	126	6.1	52.6	33.9	
HPX-7341	880	1982	1431	93	99	100	100	36	128	6.1	51.8	36.2	
Kansas State University													
Riley	1116	1769	1442	118	100	97	98	34	128	5.9	51.5	36.3	
Wichita	940	1998	1469	99	98	97	97	37	128	6.0	51.5	36.4	
MOMONT													
Chrome	1009	1753	1381	107	99	98	99	34	128	5.9	51.6	37.1	
Hybrirock	1135	---	---	120	96	---	---	39	128	6.1	52.3	35.7	
MH06E10	927	---	---	98	99	---	---	38	129	6.1	52.7	36.6	
MH07J14	1086	---	---	115	100	---	---	37	128	6.1	51.6	35.5	
MH09H19	1239	---	---	131	100	---	---	39	128	5.9	51.8	36.4	
Monsanto / DEKALB													
DKW41-10	911	---	---	96	99	---	---	31	125	6.0	52.2	34.6	
DKW44-10	903	---	---	96	100	---	---	34	128	6.2	52.5	34.9	
DKW46-15	798	---	---	84	90	---	---	37	128	5.9	51.3	35.6	
DKW47-15	780	---	---	83	99	---	---	34	128	6.1	51.5	35.1	

Table 15. Results for the 2012 National Winter Canola Variety Trial at Yellow Jacket, CO

Name	Yield (lb/a)			Yield (% of test avg.)				Plant height		50% bloom	Moisture	Test weight	Oil
	2012	2011	2-yr.	2012	2012	2011	2-yr.	(in.)	(DOY)	(%)	(lb/bu)	(%)	
Technology Crops International													
Rossini	1075	---	---	114	99	---	---	34	123	5.8	51.3	36.9	
TCI805	1124	---	---	119	100	---	---	36	128	6.1	51.2	36.5	
TCI806	1021	---	---	108	97	---	---	37	128	5.8	51.1	35.6	
University of Idaho													
05.UI.5.6.33	912	---	---	97	96	---	---	37	128	5.8	50.1	34.5	
06.UIWC.1	1065	---	---	113	100	---	---	35	126	5.9	52.5	35.2	
Amanda	858	1693	1276	91	100	98	99	33	129	6.0	52.3	35.4	
Durola	802	1792	1297	85	98	93	96	37	128	6.1	50.7	39.2	
Mean	945	1702	---	---	97	96	---	37	128	6.0	52.0	35.9	
CV	13	21	---	---	5	6	---	6	1	3.8	1.8	1.9	
LSD (0.05)	199	595	---	---	8	NS	---	4	1	NS	1.5	1.3	

Bold: Superior LSD group. Unless two entries differ by more than the LSD, little confidence can be placed in one being superior to the other.

Belleville, Kansas

Randall Nelson
Kansas State University

Planted: 9/7/2011 at 5 lb/a in 9-in. rows
 Swathed: 6/5/2012
 Harvested: 6/12/2012
 Herbicides: Treflan, Assure II
 Insecticides: None
 Irrigation: None
 Previous Crop: Wheat
 Soil Test: N=29 lb/a, P=34 ppm, K=438 ppm, pH=6.2
 Fertilizer: 30-30-30 lb N-P-K fertilizer in fall
 60-0-0 lb N-P-K fertilizer in spring
 Soil Type: Crete silt loam
 Elevation: 1530 ft Latitude: 39° 48'N
 Comments: Exceptional yields were recorded at this location. The crop looked impressive throughout the season.

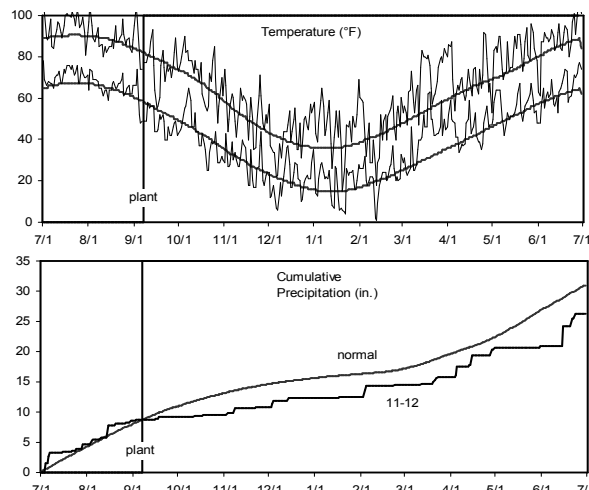


Table 16. Results for the 2012 National Winter Canola Variety Trial at Belleville, KS

Name	Yield (lb/a)			Yield (% of test avg.)			Winter survival (%)		Fall stand	Moisture	Test weight	Protein	Oil
	2012	2011	2-yr.	2012	2012	2011	2-yr.	(0-10)	(%)	(lb/bu)	(%)	(%)	
Croplan by WinField													
HyClass 115W	3552	---	---	89	100	---	---	9	7.5	49.0	25.6	41.8	
HyClass 125W	3725	---	---	94	100	---	---	9	7.8	49.5	27.1	40.9	
HyClass 154W	3604	---	---	91	100	---	---	9	8.7	50.1	26.1	40.4	
DL Seeds Inc. / Rubisco Seeds LLC													
Baldur	3689	---	---	93	100	---	---	10	8.1	50.1	24.2	40.9	
Dynastie	4328	---	---	109	100	---	---	9	9.3	49.5	25.4	41.3	
Flash	3765	---	---	95	100	---	---	10	9.7	49.2	27.3	39.6	
Hornet	3804	---	---	96	100	---	---	10	7.6	49.5	23.5	42.8	
NPZ 0903	3998	---	---	100	100	---	---	9	7.4	50.2	22.5	43.5	
NPZ 1005	4846	---	---	122	100	---	---	10	7.9	50.2	24.5	42.8	
Rumba	4382	---	---	110	100	---	---	10	7.4	50.3	24.4	41.7	
Safran	4392	---	---	110	100	---	---	9	8.2	49.4	25.2	41.7	
Sitro	3892	---	---	98	100	---	---	9	7.3	49.8	25.7	40.8	
Ulura	4384	---	---	110	100	---	---	10	9.3	50.1	24.7	43.0	
Visby	4174	---	---	105	100	---	---	9	6.8	49.9	25.7	40.7	
WRH 350	3888	---	---	98	100	---	---	10	8.3	50.0	25.4	40.3	
DuPont Pioneer													
46W94	4249	---	---	107	100	---	---	9	8.8	49.6	23.9	43.7	
46W99	3851	---	---	97	100	---	---	9	9.0	49.6	25.7	41.1	
High Plains Crop Development													
Claremore	3040	---	---	76	100	---	---	9	7.7	50.0	27.1	41.5	
HPX-7228	3768	---	---	95	100	---	---	9	6.8	49.7	26.4	40.9	
HPX-7341	3910	---	---	98	100	---	---	10	8.2	49.7	27.7	40.5	
Kansas State University													
Kiowa	3258	---	---	82	100	---	---	9	8.2	49.0	26.2	40.7	
KS4083	3558	---	---	89	100	---	---	10	9.0	49.6	26.8	40.9	
KS4428	4029	---	---	101	100	---	---	9	7.8	49.7	23.9	43.0	
KS4564	3571	---	---	90	100	---	---	8	6.8	49.4	25.7	42.7	
Riley	4310	---	---	108	100	---	---	9	8.2	49.8	26.9	40.8	
Sumner	4063	---	---	102	100	---	---	9	8.9	49.4	28.9	40.0	
Wichita	3470	---	---	87	100	---	---	10	8.4	49.9	26.4	41.6	
MOMONT													
Chrome	4663	---	---	117	100	---	---	10	8.9	50.5	25.8	41.2	
Hybrirock	3792	---	---	95	100	---	---	9	7.6	50.0	25.1	41.4	
MH06E10	4459	---	---	112	100	---	---	9	9.3	49.8	26.9	40.4	
MH07J14	4767	---	---	120	100	---	---	10	8.1	49.8	26.6	40.8	
MH09H19	4719	---	---	119	100	---	---	9	8.8	49.6	24.8	42.6	

Table 16. Results for the 2012 National Winter Canola Variety Trial at Belleville, KS

Name	Yield (lb/a)			Yield (% of test avg.)				Winter survival (%)	Fall stand (0-10)	Moisture (%)	Test weight (lb/bu)	Protein (%)	Oil (%)
	2012	2011	2-yr.	2012	2012	2011	2-yr.						
Monsanto / DEKALB													
DKW41-10	3332	---	---	84	100	---	---	9	6.8	48.7	29.1	39.1	
DKW44-10	4296	---	---	108	100	---	---	9	7.7	49.9	28.2	38.7	
DKW46-15	3650	---	---	92	100	---	---	10	8.1	47.9	26.6	41.8	
DKW47-15	3923	---	---	99	100	---	---	9	7.8	49.1	27.1	40.6	
Technology Crops International													
Rossini	4306	---	---	108	100	---	---	10	6.9	49.6	25.3	42.6	
TCI805	3881	---	---	98	100	---	---	10	7.3	49.1	25.6	41.9	
TCI806	3978	---	---	100	100	---	---	9	8.3	50.4	30.9	37.3	
University of Idaho													
05.UI.5.6.33	4013	---	---	101	100	---	---	10	8.2	49.3	26.1	40.8	
06.UIWC.1	3753	---	---	94	100	---	---	9	7.4	49.8	25.3	40.7	
Amanda	4035	---	---	101	100	---	---	9	10.1	50.7	26.3	39.8	
Durola	3789	---	---	95	100	---	---	9	8.4	50.2	27.4	42.0	
Virginia State University													
Virginia	3948	---	---	99	100	---	---	9	9.3	48.9	25.7	40.6	
VSX-3	4228	---	---	106	100	---	---	10	8.9	47.9	24.9	41.8	
Mean	3978	---	---	---	100	---	---	9	8.2	49.6	26.0	41.2	
CV	11	---	---	---	0	---	---	5	14.0	1.9	4.9	2.8	
LSD (0.05)	735	---	---	---	NS	---	---	1	1.9	NS	2.6	2.4	

Bold: Superior LSD group. Unless two entries differ by more than the LSD, little confidence can be placed in one being superior to the other.

Garden City, Kansas

Johnathon Holman
Kansas State University

Planted: 9/7/2011 at 5 lb/a in 8-in. rows
 Harvested: 6/19/2012
 Herbicides: 3 pt/a Prowl
 Insecticides: None
 Irrigation: 16.05 in.
 Previous Crop: Corn
 Soil Test: P=38 ppm, K=sufficient, pH=8.0
 Fertilizer: 0-0-0 lb N-P-K fertilizer in fall
 110-0-0 lb N-P-K fertilizer in spring
 Soil Type: Ulysess-Richfield silt loam
 Elevation: 2835 ft Latitude: 37° 99'N
 Comments: Plants grew vigorously in the fall.
 Shattering was observed but did not
 affect yields significantly. Plot average
 has been 2,300 lb/a for three years.

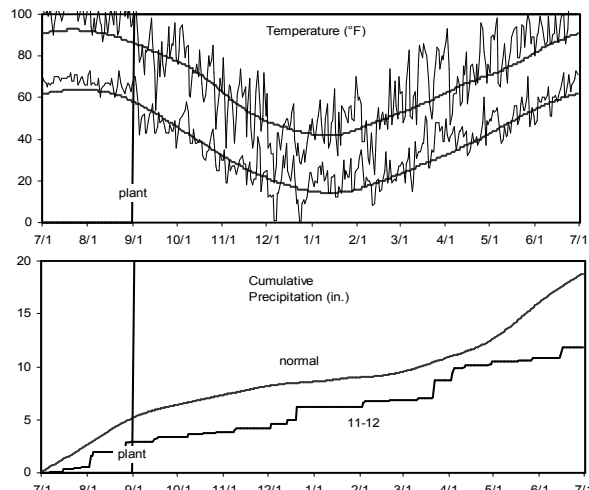


Table 17. Results for the 2012 National Winter Canola Variety Trial at Garden City, KS

Name	Yield (lb/a)			Yield (% of test avg.)			Plant		Test			
	2012	2011	2-yr.	2012	2012	2011	2-yr.	height (in.)	Moisture (%)	weight (lb/bu)	Protein (%)	Oil (%)
Croplan by WinField												
HyClass 115W	1541	2045	1793	66	100	100	100	57	7.5	51.8	28.4	38.9
HyClass 125W	1453	2269	1861	63	100	96	98	56	7.0	51.9	26.8	40.3
HyClass 154W	2538	1853	2196	109	100	100	100	57	8.4	52.7	27.4	38.2
DL Seeds Inc. / Rubisco Seeds LLC												
Baldur	2269	2702	2485	98	100	100	100	57	7.7	52.8	25.8	39.8
Dynastie	3224	2606	2915	139	100	100	100	57	7.5	51.7	24.2	42.3
Flash	3175	2198	2686	137	100	100	100	60	7.3	51.9	25.3	41.6
Hornet	3115	2411	2763	134	100	100	100	59	7.9	52.4	25.0	41.1
NPZ 0903	2491	---	---	107	100	---	---	56	9.7	51.9	24.5	41.6
NPZ 1005	2431	---	---	105	100	---	---	56	7.8	52.2	24.9	42.2
Rumba	2958	---	---	128	100	---	---	54	8.4	52.1	25.5	40.3
Safran	3376	2978	3177	146	100	100	100	56	9.3	51.5	24.7	41.4
Sitro	3091	2737	2914	133	100	100	100	56	7.4	52.2	25.8	41.0
Ulura	2039	---	---	88	100	---	---	59	10.1	51.8	26.5	40.9
Visby	2658	2680	2669	115	100	100	100	54	7.6	51.7	25.2	40.3
WRH 350	3043	---	---	131	100	---	---	56	7.3	52.4	25.0	40.0
DuPont Pioneer												
46W94	2104	---	---	91	100	---	---	56	7.2	51.5	25.1	42.1
46W99	2248	---	---	97	100	---	---	56	8.4	51.8	24.9	42.1
High Plains Crop Development												
Claremore	1613	1973	1793	70	100	89	95	56	7.3	52.5	28.9	39.0
HPX-7228	2345	2812	2579	101	100	100	100	54	7.0	52.9	26.7	40.1
HPX-7341	1836	2853	2344	79	100	100	100	58	8.0	52.5	27.6	39.9
Kansas State University												
Kiowa	2012	2128	2070	87	100	96	98	58	8.0	52.4	28.4	38.2
KS4083	1915	2546	2231	83	100	100	100	59	8.3	52.0	27.5	39.7
KS4428	2203	2919	2561	95	100	97	98	58	7.4	52.5	27.3	39.6
KS4564	2030	---	---	88	100	---	---	53	6.9	52.5	26.8	41.7
Riley	2319	2661	2490	100	100	100	100	58	7.5	52.1	27.0	40.3
Sumner	1664	2361	2012	72	100	96	98	55	7.3	52.2	28.5	40.3
Wichita	2349	2797	2573	101	100	100	100	54	7.1	52.3	27.5	40.3
MOMONT												
Chrome	2767	3016	2892	119	100	100	100	57	6.9	52.7	25.3	41.9
Hybrirock	2967	2351	2659	128	100	96	98	57	7.4	52.1	26.3	40.4
MH06E10	2977	2252	2614	128	100	78	89	58	8.4	52.5	26.3	40.3
MH07J14	3507	---	---	151	100	---	---	57	8.2	52.2	25.3	41.1
MH09H19	2942	---	---	127	100	---	---	57	7.0	52.1	25.4	40.6

Table 17. Results for the 2012 National Winter Canola Variety Trial at Garden City, KS

Name	Yield (lb/a)			Yield (% of test avg.)				Plant height (in.)	Moisture (%)	Test weight (lb/bu)	Protein (%)	Oil (%)
	2012	2011	2-yr.	2012	2012	2011	2-yr.					
Monsanto / DEKALB												
DKW41-10	1282	1861	1572	55	100	100	100	42	8.3	51.6	29.4	39.2
DKW44-10	1339	2191	1765	58	100	100	100	54	7.6	51.5	28.7	37.5
DKW46-15	1165	2386	1775	50	100	96	98	53	7.1	51.4	25.3	42.3
DKW47-15	1779	1696	1737	77	100	100	100	56	6.6	51.9	28.1	39.2
Technology Crops International												
Rossini	2954	1693	2323	127	100	100	100	51	6.4	52.1	26.6	41.7
TCI805	1755	---	---	76	100	---	---	58	6.4	52.7	27.8	39.2
TCI806	2207	---	---	95	100	---	---	57	6.8	52.9	30.1	38.2
University of Idaho												
05.UI.5.6.33	2514	---	---	108	100	---	---	53	8.4	52.1	27.9	38.6
06.UIWC.1	2484	---	---	107	100	---	---	54	7.1	52.7	27.8	38.2
Amanda	1689	2571	2130	73	100	96	98	56	6.7	53.4	26.7	39.4
Durola	1582	2276	1929	68	100	96	98	58	8.7	50.5	27.4	40.8
Virginia State University												
Virginia	2277	2236	2257	98	100	100	100	54	7.8	51.9	26.8	39.5
VSX-3	2117	2365	2241	91	100	100	100	54	7.1	52.2	27.0	39.7
Mean	2320	2300	---	---	100	97	---	56	7.7	52.1	26.7	40.2
CV	11	15	---	---	0	5	---	3	13.4	0.6	2.6	1.7
LSD (0.05)	408	557	---	---	NS	8	---	3	1.7	0.5	1.4	1.4

Bold: Superior LSD group. Unless two entries differ by more than the LSD, little confidence can be placed in one being superior to the other.

Kiowa, Kansas

Bob Schrock

Planted: 9/28/2011 at 5 lb/a in 9-in. rows
 Swathed: 5/15/2012
 Harvested: 5/21/2012
 Herbicides: Assure II
 Insecticides: Spring application for variegated cutworm
 Irrigation: None
 Previous Crop: Wheat
 Soil Test: P=sufficient, pH=6.2
 Fertilizer: 65-0-0 lb N-P-K fertilizer in fall
 25-0-0-10 lb N-P-K-S fertilizer in spring
 Soil Type: Pond Creek silt loam
 Elevation: 1300 ft Latitude: 36° 58'N
 Comments: Plant maturity was accelerated because of high temperatures. Severe lodging occurred after a thunderstorm. Some stem canker was observed.

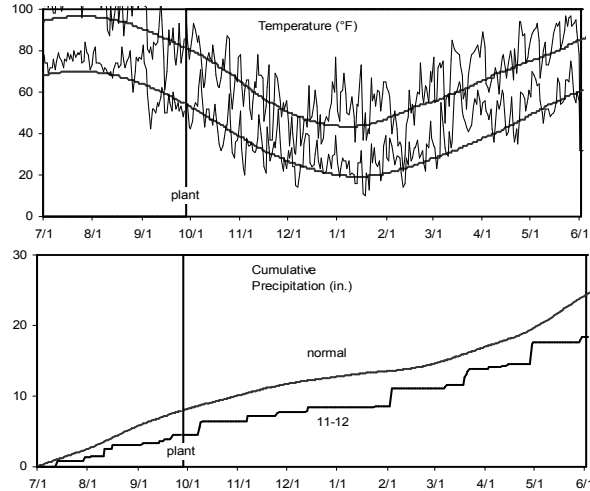


Table 18. Results for the 2012 National Winter Canola Variety Trial at Kiowa, KS

Name	Yield (lb/a)			Yield (% of test avg.)			50% bloom		Test			
	2012	2011	2-yr.	2012	2012	2011	2-yr.	(DOY)	Moisture (%)	weight (lb/bu)	Protein (%)	Oil (%)
Croplan by WinField												
HyClass 115W	1728	---	---	82	100	---	---	84	6.0	49.5	30.6	37.1
HyClass 125W	1989	---	---	94	100	---	---	84	7.2	51.2	29.8	37.3
HyClass 154W	2193	---	---	104	100	---	---	86	7.4	51.9	29.3	37.4
DL Seeds Inc. / Rubisco Seeds LLC												
Baldur	1946	---	---	92	100	---	---	84	6.7	51.9	28.0	37.6
Dynastie	1830	---	---	86	100	---	---	86	7.3	50.8	28.3	39.3
Flash	1859	---	---	88	100	---	---	85	6.3	51.1	28.7	38.1
Hornet	2120	---	---	100	100	---	---	84	6.6	50.9	28.8	37.1
NPZ 0903	2309	---	---	109	100	---	---	83	6.8	52.4	26.9	39.7
NPZ 1005	2701	---	---	128	100	---	---	84	7.3	52.4	27.8	39.2
Rumba	2497	---	---	118	100	---	---	83	7.4	52.3	28.0	38.6
Safran	2222	---	---	105	100	---	---	85	7.0	52.4	29.1	37.4
Sitro	2585	---	---	122	100	---	---	83	6.5	52.5	29.7	37.3
Ulura	2483	---	---	117	100	---	---	84	7.2	51.6	28.4	39.1
Visby	2236	---	---	106	100	---	---	84	7.1	48.2	28.0	38.7
WRH 350	2425	---	---	115	100	---	---	85	6.9	52.2	27.8	38.1
DuPont Pioneer												
46W94	2367	---	---	112	100	---	---	84	6.5	51.6	28.5	38.7
46W99	2614	---	---	123	100	---	---	84	6.8	51.0	27.7	40.1
High Plains Crop Development												
Claremore	1670	---	---	79	100	---	---	89	7.1	51.8	30.8	37.5
HPX-7228	1960	---	---	93	100	---	---	83	7.2	52.6	29.5	37.4
HPX-7341	1931	---	---	91	100	---	---	84	6.7	50.1	29.7	38.3
Kansas State University												
Kiowa	1728	---	---	82	100	---	---	85	6.8	51.3	30.6	36.4
KS4083	1873	---	---	88	100	---	---	85	7.0	51.8	30.5	36.9
KS4428	1786	---	---	84	100	---	---	85	6.8	50.3	29.0	37.9
KS4564	1626	---	---	77	100	---	---	85	6.8	51.9	29.9	38.1
Riley	1946	---	---	92	100	---	---	85	7.1	51.0	29.6	38.5
Sumner	2033	---	---	96	100	---	---	83	6.9	52.9	31.1	37.5
Wichita	2018	---	---	95	100	---	---	86	6.6	50.6	29.3	38.7
MOMONT												
Chrome	2701	---	---	128	100	---	---	84	7.4	52.5	28.3	38.8
Hybrirock	2991	---	---	141	100	---	---	83	7.1	52.4	29.2	37.8
MH06E10	2178	---	---	103	100	---	---	83	6.4	51.5	30.0	36.8
MH07J14	2149	---	---	102	100	---	---	84	6.7	50.0	29.3	38.1
MH09H19	2817	---	---	133	100	---	---	84	6.8	52.6	29.1	38.2

Table 18. Results for the 2012 National Winter Canola Variety Trial at Kiowa, KS

Name	Yield (lb/a)			Yield (% of test avg.)				50% bloom (DOY)	Moisture (%)	Test weight (lb/bu)	Protein (%)	Oil (%)
	2012	2011	2-yr.	2012	2012	2011	2-yr.					
Monsanto / DEKALB												
DKW41-10	1859	---	---	88	100	---	---	82	6.1	49.1	32.4	37.2
DKW44-10	1946	---	---	92	100	---	---	86	7.0	51.5	31.4	35.5
DKW46-15	1757	---	---	83	100	---	---	85	6.2	51.3	29.3	38.3
DKW47-15	1975	---	---	93	100	---	---	86	7.0	51.3	30.8	36.9
Technology Crops International												
Rossini	2309	---	---	109	100	---	---	83	6.5	50.2	30.5	38.1
TCI805	2381	---	---	112	100	---	---	84	6.6	52.1	30.9	36.9
TCI806	1830	---	---	86	100	---	---	84	6.7	52.2	31.3	35.9
University of Idaho												
05.UI.5.6.33	1728	---	---	82	100	---	---	85	7.4	51.8	29.7	36.6
06.UIWC.1	2105	---	---	99	100	---	---	86	7.4	52.9	28.9	37.9
Amanda	2004	---	---	95	100	---	---	86	7.2	48.3	28.1	38.8
Durola	1583	---	---	75	100	---	---	86	9.0	50.0	29.7	40.2
Virginia State University												
Virginia	2120	---	---	100	100	---	---	85	7.0	51.6	30.7	37.1
VSX-3	2163	---	---	102	100	---	---	84	7.0	51.9	31.2	35.1
Mean	2117	---	---	---	100	---	---	84	6.9	51.4	29.5	37.8
CV	20	---	---	---	0	---	---	1	9.2	3.3	2.5	2.1
LSD (0.05)	677	---	---	---	NS	---	---	1	1.0	2.8	1.5	1.6

Bold: Superior LSD group. Unless two entries differ by more than the LSD, little confidence can be placed in one being superior to the other.

Manhattan, Kansas

Michael Stamm and Scott Dooley
Kansas State University

Planted: 9/15/2011 at 5 lb/a in 9-in. rows
Harvested: 6/13/2012
Herbicides: Treflan, Assure II
Insecticides: None
Irrigation: None
Previous Crop: Soybean
Soil Test: N=150 lb/a, P=43 ppm, K=212 ppm, pH=7.0
Fertilizer: 0-0-0 lb N-P-K fertilizer in fall
50-0-0 lb N-P-K fertilizer in spring
Soil Type: Belvue silt loam
Elevation: 1034 ft Latitude: 39° 08'N
Comments: The trial was replanted with little improvement in stand. Above-normal temperatures resulted in 100% winter survival.

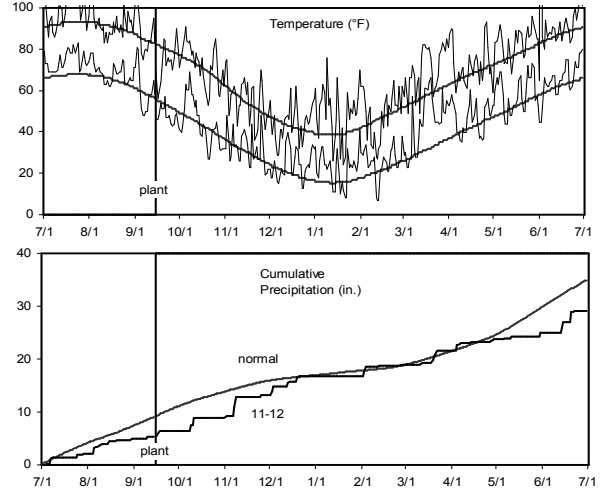


Table 19. Results for the 2012 National Winter Canola Variety Trial at Manhattan, KS

Name	Yield (lb/a)			Yield (% of test avg.)			Winter survival (%)		Plant height	50% bloom	Moisture	Protein	Oil
	2012	2011	2-yr.	2012	2012	2011	2-yr.	(in.)	(DOY)	(%)	(%)	(%)	
Croplan by WinField													
HyClass 115W	2069	1951	2010	108	100	100	100	49	85	7.0	25.5	38.5	
HyClass 125W	1652	2277	1964	86	100	100	100	53	87	7.7	25.5	37.5	
HyClass 154W	2360	2590	2475	124	100	98	99	57	87	7.7	---	---	
DL Seeds Inc. / Rubisco Seeds LLC													
Baldur	2505	2590	2548	131	100	99	100	56	86	7.8	26.5	39.0	
Dynastie	1688	2672	2180	88	100	100	100	51	87	7.7	25.4	40.6	
Flash	1742	2602	2172	91	100	100	100	53	86	8.7	25.9	39.9	
Hornet	1742	2439	2091	91	100	100	100	53	88	7.1	26.5	37.2	
NPZ 0903	2632	---	---	138	100	---	---	57	84	7.2	26.9	39.1	
NPZ 1005	2595	---	---	136	100	---	---	56	85	6.9	26.7	39.4	
Rumba	2577	---	---	135	100	---	---	55	84	8.1	27.5	38.6	
Safran	2650	2544	2597	139	100	100	100	52	86	7.2	30.7	36.6	
Sitro	1906	2474	2190	100	100	99	100	58	84	7.0	27.1	38.2	
Ulura	2741	---	---	144	100	---	---	60	86	10.6	24.8	40.6	
Visby	2196	2858	2527	115	100	99	100	50	85	7.1	28.0	36.7	
WRH 350	2559	---	---	134	100	---	---	55	85	7.2	26.0	39.6	
DuPont Pioneer													
46W94	2468	---	---	129	100	---	---	55	85	7.6	26.3	39.4	
46W99	1416	---	---	74	100	---	---	52	88	11.5	26.2	37.7	
High Plains Crop Development													
Claremore	1470	2312	1891	77	100	99	100	53	88	6.6	23.8	39.7	
HPX-7228	2450	2463	2456	128	100	100	100	51	86	7.4	24.1	38.8	
HPX-7341	1851	2405	2128	97	100	99	100	57	86	7.1	27.0	34.7	
Kansas State University													
Kiowa	2105	2219	2162	110	100	100	100	63	86	9.4	25.2	39.5	
KS4083	2632	2625	2628	138	100	100	100	63	86	7.7	25.4	38.0	
KS4428	2577	2730	2654	135	100	100	100	58	87	7.4	25.4	38.5	
KS4564	1960	---	---	103	100	---	---	54	86	7.9	27.3	38.2	
Riley	2323	2602	2463	122	100	100	100	56	86	7.2	27.8	38.4	
Sumner	1416	2207	1811	74	100	100	100	55	84	6.3	27.1	37.4	
Wichita	1688	2927	2308	88	100	100	100	54	84	6.6	27.1	39.1	
MOMONT													
Chrome	2559	2300	2430	134	100	99	99	54	85	8.5	26.5	40.1	
Hybrirock	3557	2323	2940	186	100	---	---	57	85	7.5	26.2	39.2	
MH06E10	2378	2416	2397	125	100	90	95	60	86	7.7	---	---	
MH07J14	3231	---	---	169	100	---	---	59	86	8.2	26.8	39.3	
MH09H19	3249	---	---	170	100	---	---	58	84	8.5	25.8	39.6	

Table 19. Results for the 2012 National Winter Canola Variety Trial at Manhattan, KS

Name	Yield (lb/a)			Yield (% of test avg.)				Plant height		50% bloom	Moisture	Protein	Oil
	2012	2011	2-yr.	2012	2012	2011	2-yr.	(in.)	(DOY)	(%)	(%)	(%)	
Monsanto / DEKALB													
DKW41-10	1343	1777	1560	70	100	100	100	45	84	6.6	25.7	39.3	
DKW44-10	2232	2021	2127	117	100	100	100	47	88	7.1	25.4	38.8	
DKW46-15	1888	1905	1896	99	100	100	100	48	86	5.2	27.0	39.7	
DKW47-15	1869	2126	1998	98	100	100	100	53	85	5.8	26.6	38.5	
Technology Crops International													
Rossini	2269	2219	2244	119	100	100	100	51	83	5.1	26.1	37.3	
TCI805	1761	1975	1868	92	100	98	99	57	84	2.7	25.1	37.6	
TCI806	2015	2614	2314	105	100	98	99	58	87	6.2	25.2	38.6	
University of Idaho													
05.UI.5.6.33	1888	---	---	99	100	---	---	59	87	6.5	26.8	38.0	
06.UIWC.1	1742	---	---	91	100	---	---	50	85	6.8	26.3	36.3	
Amanda	2450	2149	2300	128	100	100	100	53	88	7.7	25.7	36.7	
Durola	1888	1557	1722	99	100	98	99	56	86	6.5	29.5	37.8	
Virginia State University													
Virginia	1960	1905	1933	103	100	99	100	51	85	7.6	27.6	38.7	
VSX-3	2323	2381	2352	122	100	99	100	53	85	7.8	28.2	37.7	
Mean	2191	2316	---	---	100	99	---	55	85	7.4	26.4	38.4	
CV	19	15	---	---	0	2	---	5	1	12.2	2.5	2.7	
LSD (0.05)	856	576	---	---	NS	3	---	5	2	1.8	1.5	2.4	

Bold: Superior LSD group. Unless two entries differ by more than the LSD, little confidence can be placed in one being superior to the other.

Columbia, Missouri

William Wiebold and Howard Mason
University of Missouri

Planted: 9/12/2011
Harvested: 6/1/2012
Herbicides: Treflan
Insecticides: None
Irrigation: None
Previous Crop: Wheat
Soil Test: NA
Fertilizer: 120-0-0 lb N-P-K fertilizer in spring
Soil Type: Mexico silt loam
Elevation: 870 ft Latitude: 38° 32'N
Comments: An early harvest was the result of above-normal winter temperatures.

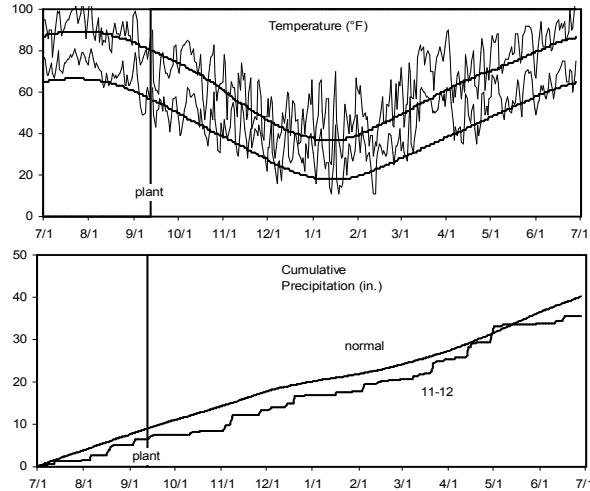


Table 20. Results for the 2012 National Winter Canola Variety Trial at Columbia, MO

Name	Yield (lb/a)			Yield (% of test avg.)			Plant height			Test weight			Oil (%)
	2012	2011	2-yr.	2012	2011	2-yr.	(in.)	Moisture (%)	(lb/bu)	Protein (%)			
Croplan by WinField													
HyClass 115W	1967	---	---	112	---	---	---	---	---	---	---	43.8	
HyClass 125W	1167	---	---	66	---	---	---	---	---	---	---	44.4	
HyClass 154W	1899	---	---	108	---	---	---	---	---	---	---	44.7	
DL Seeds Inc. / Rubisco Seeds LLC													
Baldur	1837	---	---	104	---	---	---	---	---	---	---	45.3	
Dynastie	1895	---	---	108	---	---	---	---	---	---	---	45.8	
Flash	1739	---	---	99	---	---	---	---	---	---	---	46.0	
Hornet	2033	---	---	115	---	---	---	---	---	---	---	46.1	
NPZ 0903	2075	---	---	118	---	---	---	---	---	---	---	46.9	
NPZ 1005	2015	---	---	114	---	---	---	---	---	---	---	48.0	
Rumba	1774	---	---	101	---	---	---	---	---	---	---	44.4	
Safran	1879	---	---	107	---	---	---	---	---	---	---	45.0	
Sitro	1959	---	---	111	---	---	---	---	---	---	---	46.2	
Ulura	1702	---	---	97	---	---	---	---	---	---	---	46.6	
Visby	1970	---	---	112	---	---	---	---	---	---	---	44.7	
WRH 350	1689	---	---	96	---	---	---	---	---	---	---	42.1	
DuPont Pioneer													
46W94	1880	---	---	107	---	---	---	---	---	---	---	45.8	
46W99	1214	---	---	69	---	---	---	---	---	---	---	45.2	
High Plains Crop Development													
Claremore	1456	---	---	83	---	---	---	---	---	---	---	42.4	
HPX-7228	1869	---	---	106	---	---	---	---	---	---	---	42.5	
HPX-7341	1812	---	---	103	---	---	---	---	---	---	---	43.5	
Kansas State University													
Kiowa	1573	---	---	89	---	---	---	---	---	---	---	42.1	
KS4083	1634	---	---	93	---	---	---	---	---	---	---	41.2	
KS4428	1574	---	---	89	---	---	---	---	---	---	---	43.3	
KS4564	1449	---	---	82	---	---	---	---	---	---	---	44.9	
Riley	1835	---	---	104	---	---	---	---	---	---	---	44.5	
Sumner	1686	---	---	96	---	---	---	---	---	---	---	44.4	
Wichita	1509	---	---	86	---	---	---	---	---	---	---	44.2	
MOMONT													
Chrome	1920	---	---	109	---	---	---	---	---	---	---	46.3	
Hybrirock	2001	---	---	114	---	---	---	---	---	---	---	44.5	
MH06E10	2191	---	---	124	---	---	---	---	---	---	---	43.4	
MH07J14	2095	---	---	119	---	---	---	---	---	---	---	47.0	
MH09H19	2181	---	---	124	---	---	---	---	---	---	---	45.3	

Table 20. Results for the 2012 National Winter Canola Variety Trial at Columbia, MO

Name	Yield (lb/a)			Yield (% of test avg.)				Winter survival (%)		Plant height (in.)	Moisture (%)	Test weight (lb/bu)	Protein (%)	Oil (%)
	2012	2011	2-yr.	2012	2012	2011	2-yr.							
Monsanto / DEKALB														
DKW41-10	1513	---	---	86	---	---	---	---	---	---	---	---	---	39.9
DKW44-10	1390	---	---	79	---	---	---	---	---	---	---	---	---	41.6
DKW46-15	1443	---	---	82	---	---	---	---	---	---	---	---	---	44.8
DKW47-15	1802	---	---	102	---	---	---	---	---	---	---	---	---	43.9
Technology Crops International														
Rossini	2036	---	---	116	---	---	---	---	---	---	---	---	---	47.8
TCI805	1875	---	---	106	---	---	---	---	---	---	---	---	---	45.7
TCI806	1875	---	---	106	---	---	---	---	---	---	---	---	---	43.3
University of Idaho														
05.UI.5.6.33	1538	---	---	87	---	---	---	---	---	---	---	---	---	40.8
06.UIWC.1	1690	---	---	96	---	---	---	---	---	---	---	---	---	41.7
Amanda	1498	---	---	85	---	---	---	---	---	---	---	---	---	42.5
Durola	1437	---	---	82	---	---	---	---	---	---	---	---	---	46.9
Virginia State University														
Virginia	1748	---	---	99	---	---	---	---	---	---	---	---	---	42.1
VSX-3	1917	---	---	109	---	---	---	---	---	---	---	---	---	43.2
Mean	1761	---	---	---	---	---	---	---	---	---	---	---	---	44.3
CV	16	---	---	---	---	---	---	---	---	---	---	---	---	2.7
LSD (0.05)	468	---	---	---	---	---	---	---	---	---	---	---	---	2.4

Bold: Superior LSD group. Unless two entries differ by more than the LSD, little confidence can be placed in one being superior to the other.

Clovis, New Mexico

Sangu Angadi
New Mexico State University

Planted: 9/22/2011 at 6 lb/a in 6-in. rows
Harvested: 6/11/2012
Herbicides: 2 pt/a Treflan HP
Insecticides: Intrepid, Congan, Dimethoate
Irrigation: 18 in.
Previous Crop: Corn
Soil Test: 29-33-606 ppm N-P-K, pH=7.5
Fertilizer: 90-35-0-14 lb N-P-K-S fertilizer in fall
Soil Type: Olton clay loam
Elevation: 4437 ft Latitude: 34° 36'N
Excellent yields under irrigation. Very little precipitation during the growing season

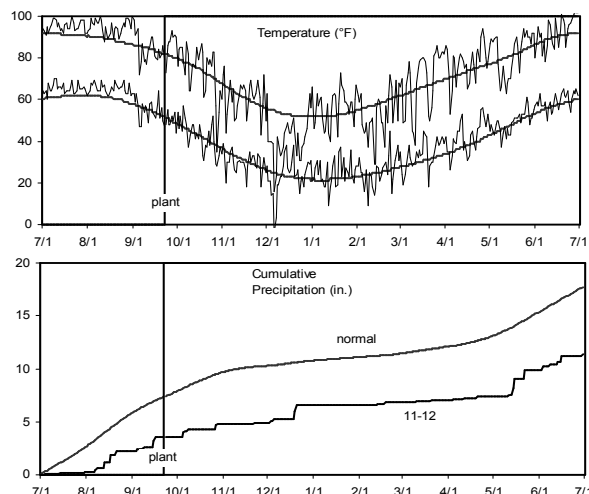


Table 21. Results for the 2012 National Winter Canola Variety Trial at Clovis, NM

Name	Yield (lb/a)			Yield (% of test avg.)			Winter survival (%)		Plant height (in.)	50% bloom (DOY)	Moisture (%)	Test weight (lb/bu)	Oil (%)
	2012	2011	2-yr.	2012	2011	2-yr.	2012	2011					
Croplan by WinField													
HyClass 115W	2662	1162	1912	98	96	95	96	48	89	7.9	49.6	36.5	
HyClass 125W	2567	1371	1969	95	97	93	95	48	88	6.4	49.2	37.5	
HyClass 154W	2521	2067	2294	93	95	93	94	52	93	13.7	48.4	35.4	
DL Seeds Inc. / Rubisco Seeds LLC													
Baldur	2631	1966	2298	97	97	95	96	47	88	9.7	51.1	37.2	
Dynastie	2976	1993	2484	110	97	95	96	51	91	11.1	45.5	37.6	
Flash	3505	1804	2654	129	98	93	96	53	93	8.0	43.6	38.3	
Hornet	3214	1938	2576	119	97	95	96	50	87	8.2	44.5	37.2	
NPZ 0903	3122	---	---	115	98	---	---	49	91	8.4	48.8	38.2	
NPZ 1005	2042	---	---	75	98	---	---	47	91	14.3	51.5	37.9	
Rumba	2584	---	---	95	98	---	---	47	91	13.0	49.9	36.7	
Safran	3930	2256	3093	145	95	93	94	48	93	8.9	46.5	37.5	
Sitro	3437	2141	2789	127	96	95	96	49	88	8.0	47.0	36.9	
Ulura	2405	---	---	89	98	---	---	51	91	15.0	49.2	39.4	
Visby	2976	1952	2464	110	97	95	96	48	91	11.1	46.4	38.1	
WRH 350	3624	---	---	134	98	---	---	50	91	8.1	46.5	38.4	
DuPont Pioneer													
46W94	2270	---	---	84	98	---	---	47	91	10.4	49.5	37.4	
46W99	1994	---	---	74	98	---	---	50	91	10.1	49.2	36.4	
High Plains Crop Development													
Claremore	2388	1784	2086	88	98	95	97	52	96	8.4	47.6	37.7	
HPX-7228	2923	1871	2397	108	96	95	96	47	89	8.7	50.0	36.9	
HPX-7341	2464	1851	2157	91	95	95	95	49	93	9.3	47.7	37.5	
Kansas State University													
Kiowa	2736	1803	2269	101	97	95	96	48	92	8.9	47.7	35.3	
KS4083	2836	1966	2401	105	97	95	96	51	91	9.6	48.0	37.2	
KS4428	2500	2074	2287	92	97	95	96	50	91	14.0	49.4	37.3	
KS4564	2542	---	---	94	95	---	---	48	91	8.6	49.6	37.0	
Riley	2407	2229	2318	89	95	90	93	49	89	9.2	46.9	37.8	
Sumner	2178	2040	2109	80	97	93	95	47	91	7.2	49.6	36.0	
Wichita	2017	1743	1880	74	97	95	96	47	91	9.0	49.7	35.8	
MOMONT													
Chrome	2901	2094	2497	107	98	93	96	52	92	16.0	45.7	34.3	
Hybrirock	3231	2303	2767	119	98	95	97	50	91	10.5	48.6	37.6	
MH06E10	3046	1959	2502	112	98	93	96	53	89	10.1	47.9	35.5	
MH07J14	3488	---	---	129	98	---	---	49	91	8.1	45.0	37.7	
MH09H19	2672	---	---	99	98	---	---	47	91	9.7	45.1	35.8	

Table 21. Results for the 2012 National Winter Canola Variety Trial at Clovis, NM

Name	Yield (lb/a)			Yield (% of test avg.)				Plant height (in.)	50% bloom (DOY)	Moisture (%)	Test weight (lb/bu)	Oil (%)
	2012	2011	2-yr.	2012	2012	2011	2-yr.					
Monsanto / DEKALB												
DKW41-10	1563	608	1086	58	98	95	97	38	83	7.8	44.4	35.7
DKW44-10	2350	1432	1891	87	97	95	96	44	88	7.5	44.8	35.8
DKW46-15	2320	1878	2099	86	95	93	94	50	88	6.0	48.9	38.6
DKW47-15	2768	1310	2039	102	95	95	95	49	91	7.3	46.0	37.4
Technology Crops International												
Rossini	3208	1466	2337	118	98	92	95	46	85	4.7	50.7	38.9
TCI805	2311	---	---	85	98	---	---	49	91	9.2	47.4	36.7
TCI806	3094	---	---	114	98	---	---	50	87	7.4	45.8	34.5
University of Idaho												
05.UI.5.6.33	2522	---	---	93	95	---	---	50	92	15.2	49.0	35.5
06.UIWC.1	2257	---	---	83	95	---	---	47	91	12.0	49.5	34.1
Amanda	1716	2162	1939	63	97	95	96	46	94	8.9	53.4	36.4
Durola	2940	2236	2588	109	95	96	96	52	94	15.3	46.1	39.2
Virginia State University												
Virginia	2753	1499	2126	102	97	92	94	49	89	8.0	45.5	36.7
VSX-3	3270	1256	2263	121	95	93	94	48	93	8.3	48.1	35.7
Mean	2708	1759	---	---	97	94	---	49	90	9.7	47.9	36.9
CV	19	18	---	---	1	2	---	5	0	23.7	6.1	3.6
LSD (0.05)	849	525	---	---	2	NS	---	4	0	3.7	4.7	2.7

Bold: Superior LSD group. Unless two entries differ by more than the LSD, little confidence can be placed in one being superior to the other.

Farmington, New Mexico

Curtis Owen and Mick O'Neill
New Mexico State University

Planted: 9/8/2011 at 5 lb/a in 10-in. rows
Harvested: 7/16/2012
Herbicides: None
Insecticides: None
Irrigation: 29 in.
Previous Crop: Fallow
Soil Test: NA
Fertilizer: 10-52-60-14 lb N-P-K-S fertilizer in fall
90-0-0 lb N-P-K fertilizer in spring
Soil Type: Doak sandy loam
Elevation: 5640 ft Latitude: 36° 108'N
Comments: Excellent winter canola yields.

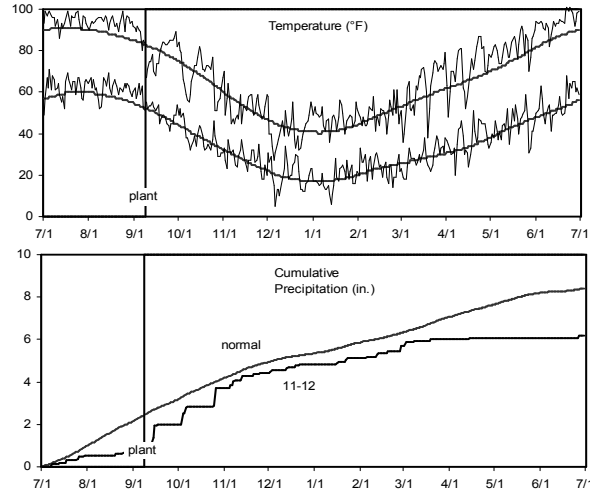


Table 22. Results for the 2012 National Winter Canola Variety Trial at Farmington, NM

Name	Yield (lb/a)			Yield (% of test avg.)			Winter survival (%)	Plant height (in.)	50% bloom (DOY)	Moisture (%)	Test weight (lb/bu)	Oil (%)
	2012	2011	2-yr.	2012	2011	2-yr.						
Croplan by WinField												
Hyclass 115W	3971	1771	2871	94	100	---	---	39	107	8.3	50.2	37.5
Hyclass 125W	3667	2324	2995	87	100	---	---	44	107	8.6	49.5	38.5
Hyclass 154W	4066	2238	3152	96	100	---	---	46	107	7.9	51.0	38.2
DL Seeds Inc. / Rubisco Seeds LLC												
Baldur	4264	2783	3524	101	100	---	---	44	106	8.4	51.3	39.5
Dynastie	5240	2908	4074	124	100	---	---	44	107	9.1	49.8	39.9
Flash	4332	3382	3857	102	100	---	---	45	107	9.2	49.4	39.2
Hornet	4533	3047	3790	107	100	---	---	46	108	9.2	50.3	39.4
NPZ 0903	4835	---	---	114	100	---	---	43	104	7.9	49.4	39.7
NPZ 1005	4808	---	---	114	100	---	---	45	106	8.8	51.2	40.7
Rumba	4039	---	---	95	100	---	---	45	105	9.5	50.0	36.9
Safran	5026	3437	4232	119	100	---	---	42	108	9.6	51.1	38.9
Sitro	4725	3107	3916	112	100	---	---	43	107	11.0	49.2	39.6
Ulura	3488	---	---	82	100	---	---	49	106	8.7	49.8	39.9
Visby	4750	2839	3794	112	100	---	---	42	106	7.8	50.1	38.5
WRH 350	4768	---	---	113	100	---	---	44	107	8.6	50.7	38.9
DuPont Pioneer												
46W94	4547	---	---	107	100	---	---	44	106	8.6	49.9	38.0
46W99	4256	---	---	101	100	---	---	44	107	9.7	50.8	38.9
High Plains Crop Development												
Claremore	3576	2566	3071	85	100	---	---	41	114	10.1	50.6	37.9
HPX-7228	3412	2650	3031	81	100	---	---	42	106	9.1	48.0	38.7
HPX-7341	4205	2846	3526	99	100	---	---	44	109	8.2	50.9	37.6
Kansas State University												
Kiowa	3947	2763	3355	93	100	---	---	47	108	9.9	50.6	37.4
KS4083	4161	2733	3447	98	100	---	---	48	109	8.4	50.9	37.4
KS4428	4311	2612	3462	102	100	---	---	48	109	8.0	50.4	39.2
KS4564	4092	---	---	97	100	---	---	43	106	8.4	51.1	38.9
Riley	4429	2281	3355	105	100	---	---	43	107	8.5	49.6	38.5
Sumner	3433	2131	2782	81	100	---	---	41	106	8.8	50.6	37.8
Wichita	4156	2431	3293	98	100	---	---	44	109	8.0	50.9	37.7
MOMONT												
Chrome	4135	2669	3402	98	100	---	---	43	108	10.9	50.1	40.0
Hybrirock	5149	2228	3688	122	100	---	---	45	107	8.3	50.8	37.8
MH06E10	4357	2744	3551	103	100	---	---	46	107	8.8	51.0	37.4
MH07J14	5324	---	---	126	100	---	---	46	109	8.4	50.8	38.9
MH09H19	4948	---	---	117	100	---	---	47	107	8.4	50.5	37.9

Table 22. Results for the 2012 National Winter Canola Variety Trial at Farmington, NM

Name	Yield (lb/a)			Yield (% of test avg.)				Plant height (in.)	50% bloom (DOY)	Moisture (%)	Test weight (lb/bu)	Oil (%)
	2012	2011	2-yr.	2012	2012	2011	2-yr.					
Monsanto / DEKALB												
DKW41-10	3196	1796	2496	76	100	---	---	36	104	10.8	50.1	36.7
DKW44-10	3915	2265	3090	93	100	---	---	39	108	8.2	50.4	36.4
DKW46-15	3548	2140	2844	84	100	---	---	40	110	8.4	49.4	40.3
DKW47-15	3839	2418	3129	91	100	---	---	44	108	8.9	49.2	37.3
Technology Crops International												
Rossini	4025	2742	3383	95	100	---	---	43	103	9.2	48.7	38.7
TCI805	4273	---	---	101	100	---	---	47	109	8.9	50.2	36.7
TCI806	4441	---	---	105	100	---	---	45	106	8.2	50.7	37.1
University of Idaho												
05.UI.5.6.33	3836	---	---	91	100	---	---	44	109	9.3	49.6	38.3
06.UIWC.1	4432	---	---	105	100	---	---	42	107	8.5	51.2	36.9
Amanda	4210	2304	3257	100	100	---	---	46	109	8.6	51.1	38.5
Durola	3798	2573	3186	90	100	---	---	44	109	9.1	50.2	40.8
Virginia State University												
Virginia	3910	2685	3298	92	100	---	---	42	107	8.6	49.8	38.0
VSX-3	4002	2974	3488	95	100	---	---	37	107	9.2	49.0	37.0
Mean	4231	2517	---	---	100	---	---	44	107	8.9	50.2	38.4
CV	14	19	---	---	0	---	---	4	---	11.6	2.0	3.4
LSD (0.05)	977	770	---	---	NS	---	---	3	---	1.6	1.6	NS

Bold: Superior LSD group. Unless two entries differ by more than the LSD, little confidence can be placed in one being superior to the other.

Goodwell, Oklahoma

Rick Kochenower
Oklahoma State University

Planted: 9/20/2011 at 6 lb/a in 7.5-in. rows
Swathed: 5/23/2012
Harvested: 5/30/2012
Herbicides: None
Insecticides: None
Irrigation: 11 in.
Previous Crop: Fallow
Soil Test: NA
Fertilizer: 200-30-0 lb N-P-K fertilizer in fall
Soil Type: Richfield clay loam
Elevation: 3239 ft Latitude: 36° 36'N
Comments: Excellent winter canola yields.

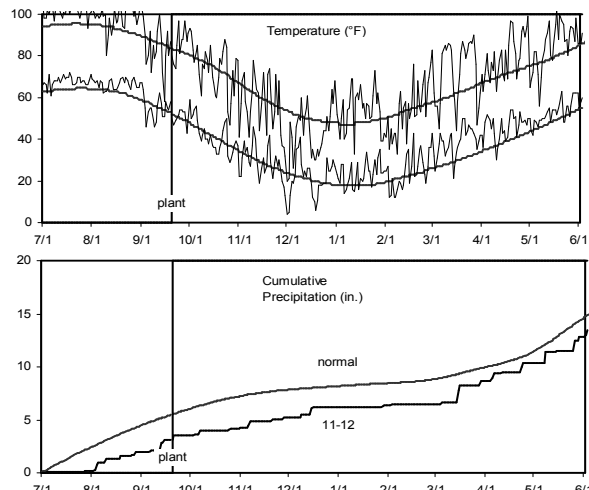


Table 23. Results for the 2012 National Winter Canola Variety Trial at Goodwell, OK

Name	Yield (lb/a)			Yield (% of test avg.)			Winter survival (%)		Plant height (in.)	Moisture (%)	Test weight (lb/bu)	Protein (%)	Oil (%)
	2012	2011	2-yr.	2012	2011	2-yr.	2012	2011					
Croplan by WinField													
HyClass 115W	2088	1482	1785	99	---	---	---	39	5.3	47.8	21.9	39.8	
HyClass 125W	2066	1726	1896	98	---	---	---	37	5.6	46.8	20.7	39.9	
HyClass 154W	1760	1388	1574	83	---	---	---	37	6.1	46.7	22.8	39.0	
DL Seeds Inc. / Rubisco Seeds LLC													
Baldur	2310	1676	1993	109	---	---	---	36	5.6	48.8	21.8	38.6	
Dynastie	1805	1905	1855	85	---	---	---	39	5.4	46.7	20.5	41.2	
Flash	1474	1561	1517	70	---	---	---	42	5.7	44.9	20.3	40.0	
Hornet	1843	1802	1822	87	---	---	---	45	5.7	47.8	20.2	41.9	
NPZ 0903	2223	---	---	105	---	---	---	35	5.4	48.5	20.6	39.9	
NPZ 1005	2123	---	---	100	---	---	---	38	5.3	48.6	20.8	40.0	
Rumba	2328	---	---	110	---	---	---	38	5.7	49.4	20.7	40.8	
Safran	2394	2084	2239	113	---	---	---	39	5.2	47.2	21.6	39.8	
Sitro	2072	1734	1903	98	---	---	---	38	5.7	47.7	21.3	39.4	
Ulura	2101	---	---	99	---	---	---	41	6.0	48.4	20.6	41.4	
Visby	1800	2018	1909	85	---	---	---	39	6.2	49.1	19.6	41.4	
WRH 350	2139	---	---	101	---	---	---	41	5.2	47.7	20.4	39.6	
DuPont Pioneer													
46W94	2656	---	---	126	---	---	---	37	5.4	48.6	21.3	39.1	
46W99	1985	---	---	94	---	---	---	37	6.3	49.2	22.4	39.0	
High Plains Crop Development													
Claremore	1995	1516	1756	94	---	---	---	40	6.1	48.9	20.0	41.0	
HPX-7228	2223	1864	2044	105	---	---	---	38	5.6	49.7	21.8	37.7	
HPX-7341	2055	1760	1907	97	---	---	---	38	5.7	49.3	19.8	40.6	
Kansas State University													
Kiowa	2293	1764	2028	109	---	---	---	43	5.7	47.3	19.9	40.0	
KS4083	2156	1548	1852	102	---	---	---	45	6.0	47.9	21.0	40.5	
KS4428	2223	1667	1945	105	---	---	---	41	5.6	48.4	19.8	41.1	
KS4564	2081	---	---	98	---	---	---	36	5.8	49.3	22.2	39.4	
Riley	2224	1979	2102	105	---	---	---	36	5.8	48.4	20.6	41.1	
Sumner	2219	1735	1977	105	---	---	---	33	5.8	48.5	21.5	37.6	
Wichita	2255	1798	2026	107	---	---	---	39	5.9	48.9	21.4	39.6	
MOMONT													
Chrome	2474	1944	2209	117	---	---	---	37	5.5	49.3	19.7	41.0	
Hybrirock	2349	1510	1930	111	---	---	---	36	5.7	48.3	20.1	42.0	
MH06E10	2328	1397	1862	110	---	---	---	39	5.7	48.1	19.5	41.3	
MH07J14	1825	---	---	86	---	---	---	39	5.6	46.8	20.0	39.9	
MH09H19	2294	---	---	109	---	---	---	36	5.7	47.5	21.2	38.2	

Table 23. Results for the 2012 National Winter Canola Variety Trial at Goodwell, OK

Name	Yield (lb/a)			Yield (% of test avg.)				Winter survival (%)		Plant height (in.)	Moisture (%)	Test weight (lb/bu)	Protein (%)	Oil (%)
	2012	2011	2-yr.	2012	2012	2011	2-yr.	2012	2011					
Monsanto / DEKALB														
DKW41-10	2197	1207	1702	104	---	---	---	32	5.5	50.4	21.0	40.8		
DKW44-10	2451	2222	2336	116	---	---	---	38	5.4	48.6	19.8	40.3		
DKW46-15	1985	1793	1889	94	---	---	---	36	6.3	49.0	21.1	40.3		
DKW47-15	1886	1247	1567	89	---	---	---	39	5.5	47.8	21.0	41.0		
Technology Crops International														
Rossini	1600	1482	1541	76	---	---	---	35	5.8	46.5	20.4	39.9		
TCI805	1863	---	---	88	---	---	---	39	5.4	47.9	20.8	39.5		
TCI806	1856	---	---	88	---	---	---	37	5.2	47.4	20.7	40.2		
University of Idaho														
05.UI.5.6.33	1941	---	---	92	---	---	---	38	5.6	48.4	19.5	40.6		
06.UIWC.1	2146	---	---	102	---	---	---	33	5.7	49.1	21.4	39.0		
Amanda	2014	2091	2052	95	---	---	---	38	5.9	49.0	21.4	40.7		
Durola	2197	2052	2124	104	---	---	---	38	6.1	47.4	22.5	38.9		
Virginia State University														
Virginia	2274	2030	2152	108	---	---	---	35	5.3	48.4	22.3	39.3		
VSX-3	2470	2033	2251	117	---	---	---	37	5.9	47.8	21.3	39.5		
Mean	2113	1690	---	---	---	---	---	38	5.7	48.2	20.9	40.0		
CV	11	21	---	---	---	---	---	5	6.9	1.7	6.1	3.0		
LSD (0.05)	364	579	---	---	---	---	---	3	0.6	1.4	NS	NS		

Bold: Superior LSD group. Unless two entries differ by more than the LSD, little confidence can be placed in one being superior to the other.

Etter, Texas

Calvin Trostle
Texas A&M University

Planted: 9/12/2011
Harvested: 6/13/2012
Herbicides: None
Insecticides: Warrior T
Irrigation: 20 in.
Previous Crop: Fallow
Soil Test: NA
Fertilizer: 85-0-0-14 lb N-P-K-S fertilizer in spring
Soil Type: Sherm clay loam
Elevation: 3450 ft Latitude: 35° 59'N
Comments: Above-normal temperatures and below-normal precipitation.

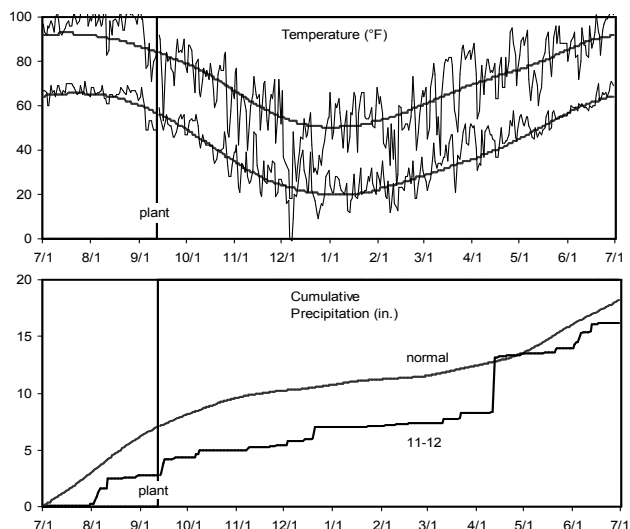


Table 24. Results for the 2012 National Winter Canola Variety Trial at Etter, TX

Name	Yield (lb/a) ¹			Yield (% of test avg.)			Plant height			Test weight		
	2012	2011	2-yr.	2012	2012	2011	2-yr.	(in.)	Bloom ²	(lb/bu)	Protein (%)	Oil (%)
Croplan by WinField												
HyClass 115W	1545	840	1192	77	---	---	---	30	27	48.9	---	---
HyClass 125W	1624	980	1302	81	---	---	---	32	30	51.0	---	---
HyClass 154W	1968	1310	1639	98	---	---	---	37	10	52.4	---	---
DL Seeds Inc. / Rubisco Seeds LLC												
Baldur	2133	1454	1793	106	---	---	---	36	30	52.9	---	---
Dynastie	2952	---	---	147	---	---	---	34	27	50.9	---	---
Flash	1897	---	---	95	---	---	---	36	25	52.5	---	---
Hornet	2338	---	---	117	---	---	---	38	22	51.4	---	---
Rumba	1970	---	---	98	---	---	---	32	70	52.0	---	---
Safran	2519	1552	2036	126	---	---	---	35	18	51.8	---	---
Sitro	2393	1225	1809	119	---	---	---	36	60	52.4	---	---
Ulura	1620	---	---	81	---	---	---	36	50	51.2	---	---
Visby	2674	---	---	134	---	---	---	37	52	52.0	---	---
WRH 350	2317	---	---	116	---	---	---	34	33	51.6	---	---
DuPont Pioneer												
46W94	2045	---	---	102	---	---	---	36	32	52.2	---	---
46W99	1903	---	---	95	---	---	---	32	47	50.9	---	---
High Plains Crop Development												
Claremore	1935	---	---	97	---	---	---	36	2	52.4	---	---
Kansas State University												
Riley	1908	1352	1630	95	---	---	---	31	27	50.7	---	---
Sumner	1905	1366	1636	95	---	---	---	34	28	52.0	---	---
Wichita	1884	924	1404	94	---	---	---	32	22	45.5	---	---
MOMONT												
Chrome	2781	---	---	139	---	---	---	39	28	52.2	---	---

Table 24. Results for the 2012 National Winter Canola Variety Trial at Etter, TX

Name	Yield (lb/a) ¹			Yield (% of test avg.)	Winter survival (%)			Plant height (in.)	Bloom ² (%)	Test weight (lb/bu)	Protein (%)	Oil (%)
	2012	2011	2-yr.		2012	2011	2-yr.					
Monsanto / DEKALB												
DKW41-10	1198	1141	1170	60	---	---	---	27	58	50.6	---	---
DKW44-10	1206	1063	1134	60	---	---	---	31	18	51.2	---	---
DKW46-15	1431	1228	1330	71	---	---	---	27	18	44.5	---	---
DKW47-15	1418	996	1207	71	---	---	---	34	17	51.8	---	---
Technology Crops International												
Rossini	2507	1425	1966	125	---	---	---	34	68	47.3	---	---
Mean	2003	1232	---	---	---	---	---	34	33	50.9	---	---
CV	30	24	---	---	---	---	---	---	---	7.5	---	---
LSD (0.05)	669	317	---	---	---	---	---	---	---	NS	---	---

Bold: Superior LSD group. Unless two entries differ by more than the LSD, little confidence can be placed in one being superior to the other.

¹Use yield data with caution. A CV above 20 indicates higher experimental error. Make variety selection decisions based on more than one year's data.

²Percentage of current flowers on plant that appear to be flowering on 3/30/2012.

Lubbock, Texas

Calvin Trostle
Texas A&M University

Planted: 9/12/2011
Harvested: 6/13/2012
Herbicides: None
Insecticides: Warrior T
Irrigation: 18 in.
Previous Crop: Fallow
Soil Test: NA
Fertilizer: 85-0-0-14 lb N-P-K-S fertilizer in spring
Soil Type: Amarillo fine sandy loam
Elevation: 3240 ft Latitude: 33° 41'N
Above-normal temperatures and well below-normal precipitation.

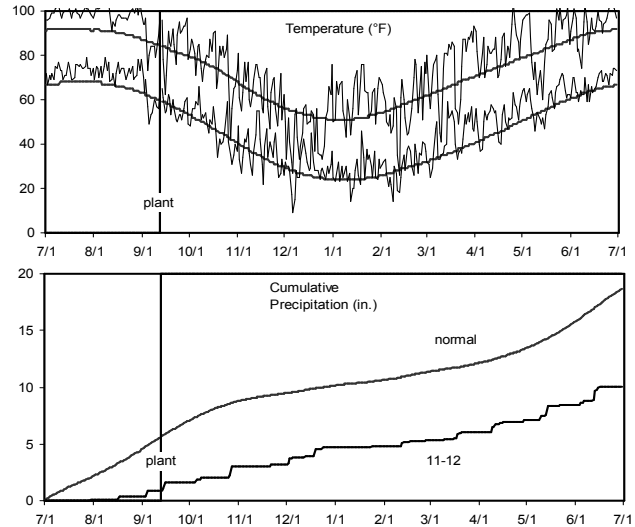


Table 25. Results for the 2012 National Winter Canola Variety Trial at Lubbock, TX

Name	Yield (lb/a) ¹			Yield (% of test avg.)		Winter survival (%)		Plant height (in.)	Moisture (%)	Test weight (lb/bu)	Protein (%)	Oil (%)
	2012	2011	2-yr.	2012	2011	2012	2011					
Croplan by WinField												
HyClass 115W	1943	1254	1599	82	---	---	---	41	---	50.6	---	---
HyClass 125W	1906	1369	1638	81	---	---	---	35	---	48.5	---	---
HyClass 154W	2374	1348	1861	100	---	---	---	41	---	51.5	---	---
DL Seeds Inc. / Rubisco Seeds LLC												
Baldur	2235	1733	1984	94	---	---	---	39	---	52.4	---	---
Dynastie	3072	---	---	130	---	---	---	41	---	51.8	---	---
Flash	2696	---	---	114	---	---	---	45	---	51.5	---	---
Hornet	1872	---	---	79	---	---	---	43	---	52.2	---	---
NPZ 0903	2912	---	---	123	---	---	---	41	---	53.2	---	---
NPZ 1005	2649	---	---	112	---	---	---	45	---	52.7	---	---
Rumba	2764	---	---	117	---	---	---	41	---	52.6	---	---
Safran	2910	1966	2438	123	---	---	---	41	---	51.6	---	---
Sitro	2660	1709	2185	112	---	---	---	41	---	51.4	---	---
Ulura	2579	---	---	109	---	---	---	45	---	52.0	---	---
Visby	3266	---	---	138	---	---	---	43	---	52.2	---	---
WRH 350	2797	---	---	118	---	---	---	43	---	50.5	---	---
DuPont Pioneer												
46W94	2800	---	---	118	---	---	---	47	---	51.8	---	---
46W99	2726	---	---	115	---	---	---	39	---	51.6	---	---
High Plains Crop Development												
Claremore	1809	---	---	76	---	---	---	41	---	49.8	---	---
HPX-7228	2763	---	---	117	---	---	---	37	---	52.0	---	---
HPX-7341	1995	---	---	84	---	---	---	35	---	51.2	---	---
Kansas State University												
Kiowa	2073	---	---	88	---	---	---	37	---	50.9	---	---
KS4083	1462	---	---	62	---	---	---	43	---	50.4	---	---
KS4428	2831	---	---	120	---	---	---	43	---	52.1	---	---
KS4564	2099	---	---	89	---	---	---	35	---	50.8	---	---
Riley	2380	1578	1979	101	---	---	---	37	---	50.7	---	---
Sumner	2531	1416	1973	107	---	---	---	39	---	51.9	---	---
Wichita	2638	1525	2081	111	---	---	---	41	---	51.3	---	---
MOMONT												
Chrome	2764	---	---	117	---	---	---	43	---	51.8	---	---
Hybrirock	2857	---	---	121	---	---	---	41	---	52.2	---	---
MH06E10	3123	---	---	132	---	---	---	47	---	52.5	---	---
MH07J14	2160	---	---	91	---	---	---	39	---	50.1	---	---
MH09H19	2700	---	---	114	---	---	---	41	---	51.9	---	---

Table 25. Results for the 2012 National Winter Canola Variety Trial at Lubbock, TX

Name	Yield (lb/a) ¹			Yield (% of test avg.)	Winter survival (%)			Plant height (in.)	Moisture (%)	Test		
	2012	2011	2-yr.		2012	2011	2-yr.			weight (lb/bu)	Protein (%)	Oil (%)
Monsanto / DEKALB												
DKW41-10	1292	1115	1203	55	---	---	---	33	---	49.3	---	---
DKW44-10	1413	1277	1345	60	---	---	---	35	---	50.2	---	---
DKW46-15	1852	1354	1603	78	---	---	---	33	---	49.5	---	---
DKW47-15	1949	1258	1603	82	---	---	---	37	---	50.2	---	---
Technology Crops International												
Rossini	3346	1807	2577	141	---	---	---	43	---	52.6	---	---
TCI805	2174	---	---	92	---	---	---	47	---	51.5	---	---
TCI806	2584	---	---	109	---	---	---	47	---	51.4	---	---
University of Idaho												
05.UI.5.6.33	1896	---	---	80	---	---	---	41	---	49.3	---	---
06.UIWC.1	2361	---	---	100	---	---	---	39	---	51.0	---	---
Amanda	1972	---	---	83	---	---	---	39	---	52.0	---	---
Durola	2426	---	---	102	---	---	---	41	---	50.3	---	---
Virginia State University												
Virginia	1475	---	---	62	---	---	---	31	---	49.3	---	---
VSX-3	1460	---	---	62	---	---	---	37	---	49.2	---	---
Mean	2368	1512	---	---	---	---	---	40	---	51.2	---	---
CV	22	20	---	---	---	---	---	---	---	2.9	---	---
LSD (0.05)	495	239	---	---	---	---	---	---	---	1.7	---	---

Bold: Superior LSD group. Unless two entries differ by more than the LSD, little confidence can be placed in one being superior to the other.

¹Use yield data with caution. A CV above 20 indicates higher experimental error. Make variety selection decisions based on more than one year's data.

Table 26. Great Plains Region Summary Table

Name	Yield (lb/a)	Number of observations	Oil (%)	Number of observations	Name	Yield (lb/a)	Number of observations	Oil (%)	Number of observations
Croplan by WinField					MOMONT				
HyClass 115W	1822	52	38.9	52	Chrome	2535	30	40.4	28
HyClass 125W	1933	20	38.9	18	Hybrirock	2475	27	40.1	26
HyClass 154W	1864	71	37.8	70	MH06E10	2378	27	39.5	26
DL Seeds Inc. / Rubisco Seeds LLC					MH07J14	2903	11	40.1	10
Baldur	1980	69	38.6	68	MH09H19	2973	11	39.3	10
Dynastie	2527	29	40.5	27	Monsanto / DEKALB				
Flash	2060	71	39.0	70	DKW41-10	1580	55	37.7	54
Hornet	2433	19	39.1	17	DKW44-10	2029	20	37.3	18
NPZ 0903	2919	9	41.1	8	DKW46-15	1819	55	39.8	54
NPZ 1005	2869	9	41.2	8	DKW47-15	1813	55	38.7	54
Rumba	2605	12	39.3	10	Technology Crops International				
Safran	2379	58	39.3	57	Rossini	2400	19	39.6	17
Sitro	2246	72	39.0	71	TCI805	2335	12	39.1	11
Ulura	2365	12	41.1	9	TCI806	2595	12	38.1	11
Visby	2272	51	39.3	49	University of Idaho				
WRH 350	2767	12	39.3	10	05.UI.5.6.33	2319	11	38.5	10
DuPont Pioneer					06.UIWC.1	2385	11	37.7	10
46W94	2578	12	40.2	10	Amanda	2257	17	38.5	16
46W99	2323	12	39.8	9	Durola	2203	17	41.2	16
High Plains Crop Development					Virginia State University				
Claremore	1912	52	38.6	49	Virginia	1849	65	38.0	64
HPX-7228	2402	28	39.3	27	VSX-3	2384	15	37.9	14
HPX-7341	2278	28	39.6	27	Mean¹	1899	74	38.7	73
Kansas State University									
Kiowa	1905	67	38.0	68					
KS4083	2331	16	38.3	15					
KS4428	2495	15	38.8	14					
KS4564	2350	9	40.2	8					
Riley	2167	56	39.9	54					
Sumner	1765	71	38.6	71					
Wichita	1911	74	38.4	73					

Data averaged over a 6 year period from 2007 - 2012.

¹Number of mean observations, not average value of observations per entry.

**Table 27. Field Ratings for Resistance to Blackleg (*Leptosphaeria maculans*)
National Winter Canola Variety Trial, Lake Carl Blackwell, OK**

Name	Incidence ¹		Severity ²		Name	Incidence		Severity	
	2012	2011	2012	2011		2012	2011	2012	2011
Croplan by WinField					DuPont Pioneer				
HyCLASS 115W	82	59	1.9	1.6	46W94	88	---	2.3	---
HyCLASS 125W	65	82	1.5	2.5	46W99	66	---	1.7	---
HyCLASS 154W	69	80	1.2	2.6	Technology Crops International				
DL Seeds Inc. / Rubisco Seeds					Rossini	62	76	0.4	2.3
Baldur	51	73	0.9	1.9	TCI805	80	97	1.8	3.5
Dynastie	61	75	1.2	2.1	TCI806	77	90	1.9	2.9
Flash	64	83	1.2	2.6	Virginia State University				
Hornet	77	94	1.5	3.0	Virginia	40	90	0.7	2.9
NPZ 0903	49	---	1.0	---	VSX-3	35	77	1.3	2.5
NPZ 1005	52	---	1.2	---	University of Idaho				
Rumba	68	---	1.6	---	05.UI.5.33.6	72	---	1.2	---
Safran	49	73	1.3	2.1	06.UIWC.1	72	---	1.6	---
Sitro	64	88	1.1	2.9	Amanda	44	85	0.9	2.7
Ulura	23	---	0.4	---	Durola	70	75	2.0	2.3
Visby	66	85	1.6	2.1	CV				
WRH 350	48	---	1.0	---		23	17	33	26.3
High Plains Crop Development					LSD (0.05)				
Claremore	53	81	0.8	2.3		23	23	0.7	1.0
HPX-7228	42	98	0.7	3.1					
HPX-7341	66	64	1.3	1.8					
Kansas State University					¹ Percentage of plants with blackleg.				
KS4083	67	78	1.2	2.3	² Internal stem decay from blackleg rated on a scale from 0 to 5 where 0 = no disease, 1 = 25% of the stem with decay, 2 = 50% of the stem with decay, 3 = 75% of the stem with decay, 4 = 100% of the stem with decay, 5 = dead plant (from Bradley and Chesrown [2005] Fungicide and Nematicide Reports. 60:FC105. doi:10.1094/FN60).				
KS4428	65	70	1.2	1.6					
KS4564	49	---	0.9	---					
Kiowa	62	71	1.2	2.1					
Riley	65	78	1.0	2.0					
Sumner	42	84	0.6	2.1					
Wichita	72	80	1.4	2.8					
MOMONT									
Chrome	54	92	1.2	2.7					
Hybrirock	57	92	1.0	2.8					
MH06E10	68	100	1.2	3.7					
MH07J14	51	---	0.8	---					
MH09H19	53	---	0.9	---					
Monsanto / DEKALB									
DKW41-10	60	61	0.9	1.6					
DKW44-10	72	82	1.8	2.5					
DKW46-15	64	76	1.4	2.2					
DKW47-15	79	82	1.4	2.5					

Bold: Superior LSD group. Unless two entries differ by more than the LSD, little confidence can be placed in one being superior to the other.

Blackleg was assessed on the stubble after harvest. Disease incidence and severity were assessed by uprooting plants and examining basal cross sections of 15 stems per plot on 16 May 2012.

Temperatures in 2011-2012 were below normal in the fall and above normal from January through harvest. Rainfall was below normal in the fall and above normal from February through April. Over the entire season, rainfall was 17% below normal. The dry conditions limited foliar blackleg development to a few areas. Leaf spots became widespread during the budding and flowering stages. Heavy grazing by deer may have reduced disease development. Stem cankers reached low levels of severity by harvest.

Table 28. Seed sources for entries in the 2011-2012 National Winter Canola Variety Trial

Developer / Marketer					Developer / Marketer				
Type ¹	Trait ²	Release Date	Maturity ³	Type ¹	Trait ²	Release Date	Maturity ³		
Kansas State University Canola Breeding Program Michael J. Stamm (mjstamm@ksu.edu)					University of Idaho^{4,5} Dr. Jack Brown (jbrown@uidaho.edu)				
KS4083	OP	---	---	F	Amanda	OP	---	---	F
KS4428	OP	---	---	M	Durola	OP	HEAR	---	M
KS4564	OP	---	---	M	05.U1.5.6.33	OP	---	---	M
Kiowa	OP	---	2008	F	06.U1WC.1	OP	---	---	M
Riley	OP	---	2010	M	<hr/>				
Sumner	OP	SU	2003	E	Croplan by WinField Mark Torno (Mtorno@landolakes.com)				
Wichita	OP	---	1999	M	<hr/>				
<hr/>					<hr/>				
DL Seeds Inc. (Developer) Kevin McCallum (kevin.mccallum@dlseeds.ca)					HyClass 115W OP RR/SURT 2008 E				
Rubisco Seeds LLC (Marketer) Claire Caldbeck (info@rubiscoseeds.com)					HyClass 125W OP RR/SURT 2010 M				
<hr/>					HyClass 154W Hyb RR 2008 F				
Baldur	Hyb	---	2004	M	<hr/>				
Dynastie	Hyb	---	2007	F	Monsanto / DEKALB James Bosch (james.c.bosch@monsanto.com)				
Flash	Hyb	---	2007	F	<hr/>				
Hornet	Hyb	---	2008	F	DKW41-10 OP RR 2008 E				
NPZ 0903	Hyb	---	---	M	DKW44-10 OP RR 2009 M				
NPZ 1005	Hyb	---	---	M	DKW46-15 OP RR/SURT 2008 M				
Rumba	Hyb	---	---	M	DKW47-15 OP RR/SURT 2008 F				
Safran	Hyb	---	2008	M	<hr/>				
Sitro	Hyb	---	2007	E	Virginia State University Agricultural Experiment Station Dr. Harbans Bhardwaj (hbhardwj@vsu.edu)				
Ulura	Hyb	---	---	M	<hr/>				
Visby	Hyb	---	2008	E	Virginia OP --- 2003 M				
WRH 350	Hyb	CL	---	M	VSX-3 OP --- --- M				
<hr/>					<hr/>				
High Plains Crop Development Dr. Charlie Rife (charlie@highplainscd.com)					<hr/>				
Claremore	OP	IMI	2011	F	Technology Crops International Jeff Riddle (jriddle@techcrops.com)				
HPX-7228	OP	---	---	M	<hr/>				
HPX-7341	OP	---	---	M	Rossini H HEAR 2009 E				
<hr/>					TCI805 H HEAR --- E				
MOMONT, France Dr. Thierry Momont (tmomont@momont.com)					TCI806 H HEAR --- M				
Chrome	Hyb	---	2010	M	<hr/>				
Hybrirock	Hyb	---	2011	M	¹ OP = open pollinated, Hyb = hybrid				
MH06E10	Hyb	---	---	M	² SU & SURT = sulfonylurea carryover tolerant; CL = Clearfield (imidazolinone resistant); IMI = imidazolinone carryover tolerant; RR = Roundup Ready				
MH07J14	Hyb	---	---	M	³ E=Early; M=Medium; F=Full				
MH09H19	Hyb	---	---	M	⁴ Durola has low glucosinolate meal (less than 30 µmol glucosinolates per gram of defatted meal).				
<hr/>					⁵ HEAR = High Erucic Acid Rapeseed. Contains greater than 2% erucic acid in the processed oil. Can be used only for industrial purposes. HEAR is not canola.				
DuPont Pioneer William McClure (william.mcclure@pioneer.com)					<hr/>				
46W94	Hyb	RR	2011	M					
46W99	Hyb	RR	2011	M					

Senior Authors

Michael Stamm, Dept. of Agronomy, Kansas State University, Manhattan

Scott Dooley, Dept. of Agronomy, Kansas State University, Manhattan

Other Contributors

Sangu Angadi, New Mexico State University, Clovis

Abdel Berrada, Colorado State University, Yellow Jacket

Harbans Bhardwaj, Virginia State University, Petersburg

Brooke Bohannon, Montana State University, Kalispell

Brian Caldbeck, Caldbeck Consulting, Philpot, Kentucky

Ernst Cebert, Alabama A&M University, Normal

Gary Cramer, Kansas State University, Wichita

John Damicone, Oklahoma State University, Stillwater

Heather Darby, University of Vermont, St. Albans

Jeffery Davidson, Colorado State University, Rocky Ford

Don Day, John Gassett, Mitch Gilmer, and Gary Ware,
University of Georgia, Griffin

Dennis Delaney, Auburn University, Auburn, Alabama

Paul DeLaune, Texas AgriLife Research Service, Vernon

Dean Elvin, Marquette, Kansas

Robert Flynn, New Mexico State University, Artesia

Russell Freed, Michigan State University, East Lansing

Chad Godsey, Godsey Precision Ag, Stillwater

Johnathon Holman, Kansas State University, Garden City

Burton Johnson, North Dakota State University, Fargo

Jerry Johnson, Colorado State University, Ft. Collins

Bruce Kirksey, Agricenter International, Memphis, Tennessee

Rick Kochenower, Oklahoma State University, Goodwell

Kevin Larson, Colorado State University, Walsh

David Lee, Rutgers University, Woodstown, New Jersey

Edwin Lentz, The Ohio State University, Findlay

Chuck Mansfield, Vincennes University, Vincennes

Jerry Nachtman, University of Wyoming, Lingle

Peter Nelson, BioDimensions, Memphis, Tennessee

Randall Nelson, Kansas State University, Belleville

Mick O'Neill and Curtis Owen, New Mexico State University,
Farmington

Calvin Pearson, Colorado State University, Fruita

Steve Quiring, University of Minnesota, Lamberton

Larry Reichenberger, Andale, Kansas

Charlie Rife, High Plains Crop Development, Torrington,
Wyoming

Michael Schmidt and Cathy Schmidt, Southern Illinois
University, Carbondale

Robert Schrock, Kiowa, Kansas

Wade Thomason, Virginia Tech University, Blacksburg

Calvin Trostle, Texas AgriLife Extension Service, Lubbock

Dennis West, University of Tennessee, Knoxville

William Wiebold and Howard Mason, University of Missouri,
Columbia

Copyright 2013 Kansas State University Agricultural Experiment Station and Cooperative Extension Service. These materials may be freely reproduced for educational purposes. All other rights reserved. In each case, give credit to the author(s), 2012 National Winter Canola Variety Trial, Kansas State University, April 2013. Contribution no. 13-188-S from the Kansas Agricultural Experiment Station.

Brand names appearing in this publication are for product identification purposes only. No endorsement is intended, nor is criticism implied of similar products not mentioned.

Publications from Kansas State University are available at:

www.ksre.ksu.edu

Kansas State University Agricultural Experiment Station and Cooperative Extension Service