

2007

Kansas Performance Tests with

Grain Sorghum Hybrids

Report of Progress 986



Kansas State University
Agricultural Experiment Station
and Cooperative Extension Service

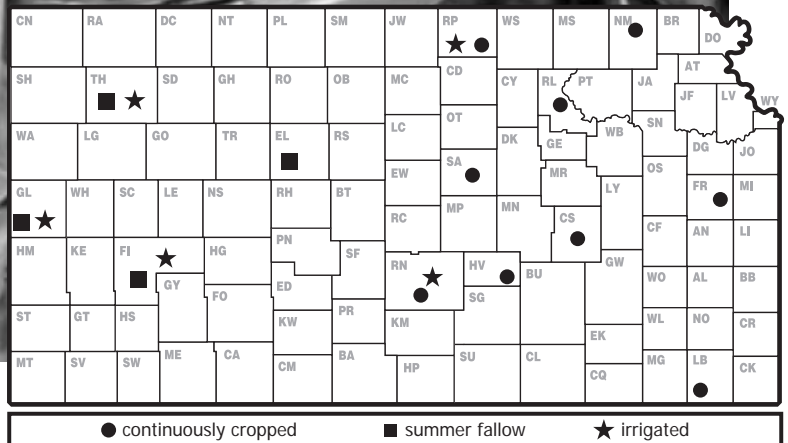



TABLE OF CONTENTS

2007 Grain Sorghum Crop Review

Statewide Growing Conditions, Diseases, Insects, Harvest Statistics.....	1
--	---

2007 Performance Tests

Objectives and Procedures	2	
Entrants in the 2007 Performance Tests Table 1.....	3	
Northeast		
Centralia, Nemaha County Table 2.....	4	
Manhattan, Riley County Table 3.....	5	
Belleville, Republic County Table 4.....	6	
2007 Yield Summary Table 5.....	8	
Multi-year Summary Figure 4	9	
Southeast		
Ottawa, Franklin County Table 6.....	10	
Strong City, Chase County Table 7.....	11	
Parsons, Labette County Table 8.....	12	
2007 Yield Summary Table 9.....	13	
Multi-year Summary Figure 5	14	
Central		
Assaria, Saline County Table 10.....	15	
Hesston, Harvey County Table 11.....	17	
Hutchinson, Reno County Table 12	19	
2007 Yield Summary Table 13.....	21	
Multi-year Summary Figure 6	23	
West		
Hays, Ellis County Table 14.....	24	
Colby, Thomas County Table 15.....	26	
Tribune, Greeley County Table 16.....	28	
Garden City, Finney County Table 17.....	29	
2007 Yield Summary Table 18.....	31	
Multi-year Summary Figure 7	32	
Irrigated		
Scandia, Republic County Table 19.....	33	
Hutchinson, Reno County Table 20.....	34	
Colby, Thomas County Table 21.....	36	
Tribune, Greeley County Table 22.....	37	
Garden City, Finney County Table 23.....	38	
2007 Yield Summary Table 24.....	40	
Multi-year Summary Figure 8	41	
Entries in the 2007 Kansas Grain Sorghum Performance Tests		
Table 25.....	42	
Percent Ethanol of Selected Hybrids from the 2007 Corn Performance Tests		
Table 26.....	44	
Electronic Access, University Research Policy, and Duplication Policy		back cover

2007 GRAIN SORGHUM CROP REVIEW

Statewide Growing Conditions

The 2007 growing season was generally agreeable to grain sorghum. Topsoil moisture was adequate to surplus in most areas of the state and, in many cases, delayed planting (Figure 1). June and July experienced moderate temperatures with timely rains for much of Kansas. August brought a few weeks of hot, dry weather, but conditions improved going into September and favorable weather continued through October.

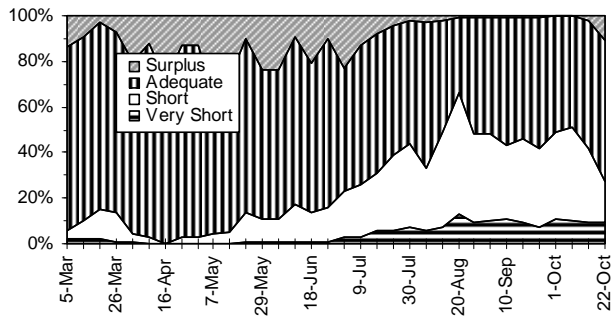


Figure 1. Statewide status of topsoil moisture.

The Crop condition in 2007 confirmed the agreeable weather conditions. The percentage of sorghum rated as poor or very poor was never above 7% the entire season (Figure 2). At its lowest point in mid-August, 66% of the crop was still rated as good or excellent. Unlike previous years, the quality of the crop improved as harvest began, and 72% of the grain sorghum was rated good to excellent at the end of October.

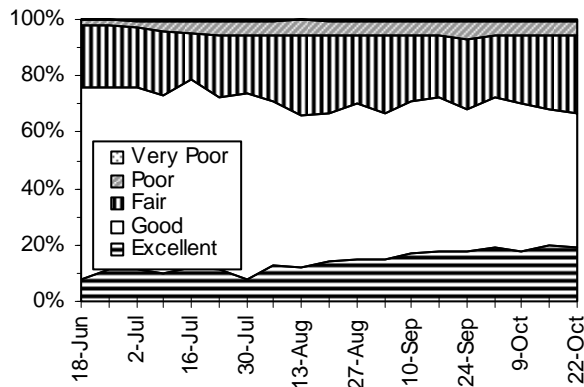


Figure 2. Condition of 2007 Kansas sorghum crop.

Planting and emergence of grain sorghum was delayed in 2007 by wet soil conditions in May and June, and some fields were not planted until mid July. Plant maturation trailed behind last year and the 5-year average until mid August, when hot, dry weather sped up the rate of heading. This accelerated pace of crop maturation continued into September and October, even though those months experienced cooler temperatures and increased rainfall. By November 1, 64% of the sorghum crop had been harvested,

compared with 47% in 2006 and 55% for the 5-year average.

(Crop-Weather Reports, Kansas Agricultural Statistics, Topeka)

Diseases

The 2007 Kansas grain sorghum crop was one of the healthiest on record. Any diseases that occurred were relatively minor in significance on a statewide basis.

Heavy rains following emergence resulted in above normal levels of both sorghum downy mildew and crazy top downy mildew; however, the incidence of these diseases in any given field was usually so low that it was not economically significant.

Fields of June-planted grain sorghum had occasional reports of Fusarium seedling blight, but replanting usually was not necessary.

Sooty stripe and other foliar diseases were mostly low in incidence around the state. The combination of a susceptible hybrid and lack of rotation resulted in sooty stripe severities high enough to cause economic yield loss in a few fields, but this made up a very small percentage of fields in the state.

The most significant disease in 2007 was Fusarium stalk rot. Early season wetness combined with hot, dry weather conditions in August triggered the development of this disease in many fields. Significant lodging was not hard to find throughout the state.

Due to double-cropping or field wetness, many grain sorghum fields in the state were planted as late as early July. Some of these late-planted fields became infected with sorghum ergot. While ergot does not usually cause significant yield loss in Kansas, the sweet, sticky honeydew produced by the fungus often complicates harvesting and handling and can be a major headache for producers.

Other diseases recorded on grain sorghum in 2007 included bacterial stripe, gray leaf spot, northern corn leaf blight, rust, and grain mold.

(Doug Jardine, Kansas State University Department of Plant Pathology)

Insects

Insect pest activity during 2007 was relatively minor throughout most of Kansas. There were a few reports of early season chinch bug infestations from central Kansas, but these were generally isolated and only affected rows bordering wheat fields. Later season infestations of "head

worms” did cause considerable concern; however spraying was generally confined to isolated fields in the eastern two-thirds of the state. “Head worms” feed directly on the grain and thus can quickly reduce yield. However, growers seemed to be very vigilant, and controls were initiated in a timely manner so losses were minimized.

(Jeff Whitworth, Kansas State University Department of Entomology)

Harvest Statistics

The Kansas Agricultural Statistics Office predicted a 205.4 million-bushel crop in the October 12 Crops Report, a 42 % increase from last year (Figure 3). The number of acres harvested was up 100,000 acres from last year, at 2.6 million. The average yield estimate of 79 bushels per acre was 21 bushels more than the final estimate for 2007. If realized, this would be the second highest yield on record.

(Kansas Agricultural Statistics)

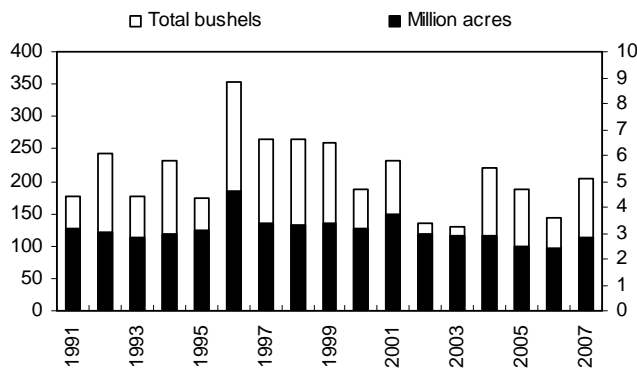


Figure 3. Historical Kansas grain sorghum production.

2007 PERFORMANCE TESTS

Objectives and Procedures

Grain Sorghum Performance Tests, conducted annually by the Kansas Agricultural Experiment Station, provide farmers, extension workers, and seed-industry personnel with unbiased agronomic information on many of the grain sorghum hybrids marketed in the state. Entry fees from private seed companies help finance the tests. Seed companies receive test announcements and entry forms in late January each year; deadlines for receipt of completed entry forms and seed are in mid-March. Because entry selection and location are voluntary, not all hybrids grown in the state are included in tests, and the same group of hybrids is not grown at all test locations.

A summary of growing-season weather data is given in individual test discussions. These data are from the nearest weather-reporting station and often are supplemented with information from the test site. Precipitation graphs include cumulative lines for 2007 and the 30-year normal, in

addition to the daily rainfall amounts since last fall. Temperature graphs include daily maximum and minimum temperatures compared with normal. General trends in precipitation and temperature relative to normal are readily observed in the graphs. A table with monthly totals and averages for the growing season also is included.

The growth unit or growing-degree-day concept was developed to measure the amount of heat available for growth and maturation. To calculate the daily growing-degree-day accumulation, add the maximum temperature and the minimum temperature for each day, divide by 2, and subtract a base temperature of 35°F. Any temperature below 35°F was considered to be 35°F.

Explanatory information precedes data summaries for each test. Tables 2 through 24 contain results from the individual performance tests. Hybrids are listed in order of increasing days to half bloom and increasing grain moisture for the current year, so hybrids of similar maturity appear together.

Figures 4 through 8 graphically summarize yield and maturity information over the past 3 years for each region. In these figures, hybrid performance is standardized by using the average of two check hybrids present in every test. The number beside each bar shows the number of tests in which a given hybrid was compared with the check hybrids. In general, the greater the number of comparisons, the greater confidence one can place in the stated performance of that hybrid. Symbols beside each bar indicate if performance of a hybrid was significantly greater (+) or lower (-) than the average performance of the check hybrids. As with individual test results, small differences should not be overemphasized. Relative ranking and large differences are better indicators of performance.

Most tests were planted at a rate 25% to 30% greater than the desired population and thinned only to remove doubles. Planting to stand enables evaluation of product performance for the entire growing season.

Three or four plots (replications) of each hybrid were grown in a randomized complete-block design at each location. Each harvested plot consisted of two rows trimmed to a specific length ranging from 20 to 30 feet at the different locations. Tests were harvested with specialized plot combines equipped with automatic weighing and sampling devices.

Grain yields are reported as bushels per acre of shelled grain (56 lbs/bu) adjusted to a moisture content of 12.5%. Yields also are presented as a percentage of test average to speed recognition of highest-yielding hybrids. Hybrids yielding more than 100% of the test average year after year merit consideration. Adaptation to individual farms for appropriate maturity, stalk strength, and other factors must also be considered.

The percentage of lodged stalks is reported when appropriate. Both broken stalks and stalks leaning more

than 45 degrees from vertical were considered lodged, although most were harvestable with modern machinery. Severely lodged stalks or dropped heads that could not be picked up by normal harvest procedures were not included in yield. Because harvest often is delayed until latest maturing entries are ripe, early and mid-season hybrids could lodge simply because they must wait well past their optimum harvest date.

Relative maturity is measured in terms of both number of days from planting to half bloom and grain moisture at harvest. Maturity can be critical when considering a sorghum hybrid for a specific cropping system.

Small differences in yield or other characteristics should not be overemphasized. Least significant differences (LSD) are shown at the bottom of each table. Unless two entries differ by at least the LSD shown, little confidence can be placed in one being superior to the other.

The coefficient of variability (CV) can be used to estimate the degree of confidence one can have in published data from replicated tests. In this testing program, a CV of less than 10% generally indicates reliable, uniform data, whereas a CV of 10 to 15% is not uncommon and usually indicates that data are acceptable for the rough performance comparisons desired from these tests. Tests with a CV greater than 15% still may be useful, especially in situations with low yields.

Table 1. Entrants in the 2007 Kansas Grain Sorghum Performance Tests.

Advanced Genetics

DeLange Seed
Girard, KS
620-724-6223
delangeseed.com

**Monsanto Seed
(Asgrow/DeKalb)**
St. Louis, MO
314-694-1000
monsanto.com

Drussel Seed, Inc.
Garden City, KS
620-275-2359

**Dyna-Gro
UAP-Pueblo**
Goddard, KS
800-950-2231
uap.com

Fontanelle Hybrids

Fontanelle, NE
402-721-8567
fontanelle.com

Garst Seed Company
Slater, IA
800-831-6630
garstseed.com

**Golden World
Crosbyton Seed**
Crosbyton, TX
800-675-2308
Crosbytonseed.com

Midland Genetics
Haven, KS
620-465-2245
midlandgenetics.com

Mycogen Seeds

Indianapolis, IN
1-800-MYCOGEN
mycogen.com

**NC+/Midwest Hybrids
Channel Bio Corp.**
Kentland, IN
800-331-7201
nc-plus.com/contactus

Ohlde Seed Farms
Palmer, KS
785-692-4555

Pioneer, A DuPont Company
Lincoln, NE
402-467-5458
pioneer.com

Sorghum Partners, Inc.

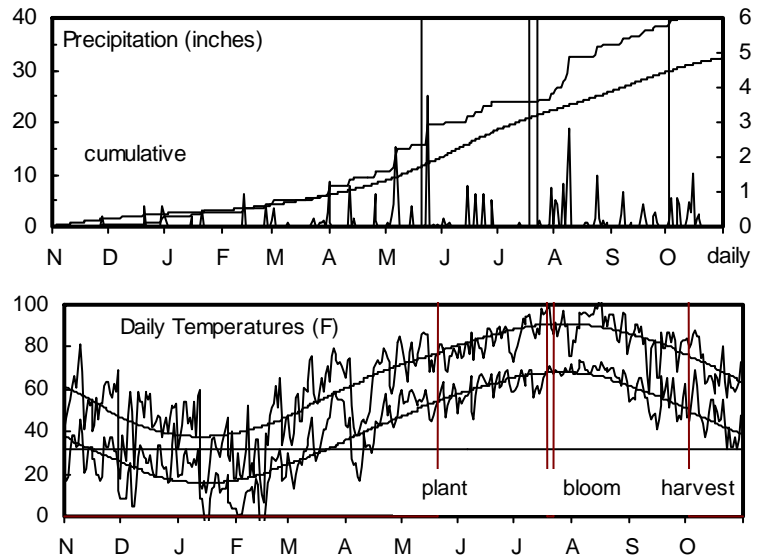
New Deal, TX
806-746-5566
sorghum-partners.com

Triumph Seed Co., Inc.

Ralls, TX
800-530-4789
triumphseed.com

NORTHEAST KANSAS GRAIN SORGHUM TEST ON SILTY CLAY LOAM SOIL

Keith Flentie farm; Jane Lingenfelser, agronomist
 Wymore silt loam; Soybean in 2006
 160 - 30 - 0 lb/a N, P, K
 Planted on 5/21/2007; Harvested on 10/1/2007
 Target stand of 55,000 plants/acre; 3.8 in. spacing
 No extremes in temperature and above-average rainfall led to good yields.



Month	Precipitation		Average Temp.		GDU	
	2007	Norm.	2007	Norm.	2007	Norm.
Nov.-Mar	7.6	6.0	35	35		
April	2.8	2.7	51	54	486	575
May	9.1	4.5	66	65	958	918
June	4.3	5.1	72	74	1109	1158
July	1.5	3.9	78	79	1326	1369
August	9.5	3.5	80	77	1408	1317
Sept.	3.5	3.8	68	70	987	1035
Oct.	6.2	2.8	58	58	726	698
Totals:	44.6	32.4	54	54	7,000	7,070

Table 2. Centralia Grain Sorghum Performance Test, 2005-2007.

BRAND	NAME	YIELD AS % 2006-2007									2007							
		ACRE YIELD, BUSHELS			OF TEST AVERAGE			Days Grain to Blm	Grain Moist. %	Days Grain to Blm	Grain Moist. %	Test Wt. lb/bu	Plnt Ht. in.	Pop. 1000 ppa	Hds per Plnt			
		2007	2006	2005	2-Yr. AVG.	3-Yr. AVG.	2007									2006	2005	
DEKALB	DK-44	118	92	--	105	--	89	95	--	61	11	61	12	59	47	1	62.7	1.0
GARST	5464	128	--	--	--	--	96	--	--	--	--	61	12	59	47	2	62.5	1.1
DYNA-GRO	764B	142	--	--	--	--	107	--	--	--	--	62	13	60	50	1	64.2	1.1
DYNA-GRO	766B	127	--	--	--	--	96	--	--	--	--	62	13	60	53	2	73.1	1.0
PIONEER	85Y40	136	111	--	123	--	102	115	--	62	13	62	13	60	51	2	63.6	1.2
DEKALB	DKS36-16	134	79	--	107	--	101	82	--	63	12	63	13	60	49	1	70.3	1.0
DEKALB	DKS42-20	140	82	117	111	113	106	85	86	63	12	63	13	61	52	1	60.3	1.2
MATURITY CHECK	OK11xTX2741	139	89	103	114	110	105	92	76	62	11	63	12	59	50	4	63.4	1.1
MATURITY CHECK	PIO-86G08	146	102	--	124	--	110	106	--	62	12	63	13	60	51	1	62.8	1.1
NC+	8R18	130	--	--	--	--	98	--	--	--	--	63	12	60	59	2	69.5	1.0
SORG. PARTNERS	NK7633	124	--	--	--	--	93	--	--	--	--	63	12	59	46	2	73.8	1.0
DEKALB	DKS53-67	139	--	--	--	--	105	--	--	--	--	64	12	61	52	2	70.3	1.1
DEKALB	DKS54-00	127	93	126	110	115	95	97	93	65	12	64	13	59	51	0	71.5	1.0
DYNA-GRO	751B	119	--	157	--	--	90	--	116	--	--	64	12	60	51	1	60.0	1.1
NC+	7R34	142	99	--	121	--	107	103	--	65	13	64	13	60	53	1	69.4	1.0
PIONEER	84G62	131	101	146	116	126	99	105	108	65	13	64	13	61	51	0	67.5	1.0
PIONEER	85G01	121	108	129	115	120	91	112	95	63	13	64	13	60	50	2	70.6	1.0
SORG. PARTNERS	NK7829	139	--	--	--	--	104	--	--	--	--	64	13	59	51	0	60.5	1.0
GARST	5750	119	112	--	116	--	90	116	--	63	12	65	13	60	50	1	65.8	1.0
MATURITY CHECK	TX2752xTX430	128	99	147	114	125	97	102	109	65	13	65	13	60	52	2	60.9	1.2
DEKALB	DKS37-07	141	91	--	116	--	106	94	--	63	12	66	12	60	49	1	57.4	1.2
	AVERAGES	133	96	135	115	121	133	96	135	63	12	63	13	60	50	1	65.7	1.1
	CV (%)	9	9	8	--	--	9	9	8	--	--	4	7	2	5	153	7.6	12.2
	LSD (0.05)*	17	12	15	--	--	12	13	11	--	--	3	1	1	0	3	12.0	0.2

*Unless two varieties differ by more than the LSD, little confidence can be placed in one being superior to the other. Top LSD group in bold.

NORTHEAST KANSAS GRAIN SORGHUM TEST ON SILT LOAM SOIL

Agronomy North Farm, Manhattan; Jane Lingenfelter, agronomist

Reading silt loam; Soybean in 2006

130 - 30 - 0 lb/a N, P, K

Planted on 5/11/2007; Harvested on 9/29/2007

Target stand of 55,000 plants/acre; 3.8 in. spacing

Above-average rainfall in May led to good early growth. No insect, disease, or lodging problems noted.

Month	Precipitation		Average Temp.		GDU	
	2007	Norm.	2007	Norm.	2007	Norm.
Nov.-Mar	7.9	6.0	40	35		
April	3.7	2.7	54	54	579	575
May	11.9	4.5	68	65	1032	918
June	5.9	5.1	74	74	1187	1158
July	4.7	3.9	79	79	1384	1369
August	2.2	3.5	83	77	1507	1317
Sept.	2.0	3.8	72	70	1107	1035
Oct.	4.4	2.8	61	58	804	698
Totals:	42.6	32.4	58	54	7,600	7,070

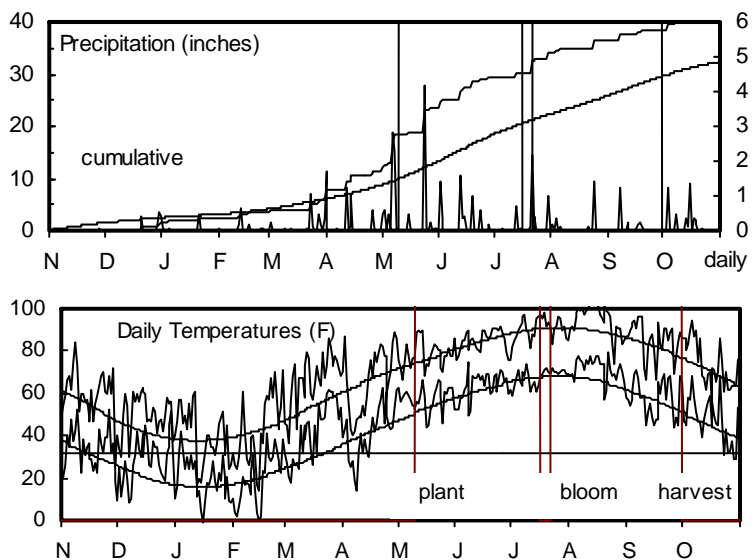


Table 3. Manhattan Grain Sorghum Performance Test, 2005-2007.

BRAND	NAME	YIELD AS % 2006-2007									2007							
		ACRE YIELD, BUSHEL			OF TEST AVERAGE			Days Grain	Days Grain	Test Plnt		Pop.	Hds					
		2007	2006	2005	2-Yr. AVG.	3-Yr. AVG.	2007	2006	2005	to Moist. Blm	%	to Moist. Blm	%	Lb/bu	In.	%	ppa	per Plnt
DEKALB	DKS37-07	112	103	--	108	--	91	99	--	63	13	66	13	61	33	--	51.2	1.0
DYNA-GRO	764B	129	93	--	111	--	105	89	--	64	13	66	13	61	49	--	46.0	1.1
MATURITY CHECK	PIO-86G08	112	101	--	107	--	91	97	--	62	13	66	12	60	35	--	51.4	1.1
FONTANELLE	GE-4532	128	--	107	--	--	104	--	96	--	--	68	12	60	46	--	51.5	1.0
DEKALB	DKS36-16	123	100	--	112	--	100	96	--	65	13	69	13	61	45	--	56.0	1.0
DYNA-GRO	751B	129	104	--	116	--	105	99	--	66	13	69	12	60	38	--	53.4	1.0
GARST	5401	134	113	113	124	120	109	108	102	66	13	69	12	60	46	--	52.4	1.1
GARST	5464	136	--	--	--	--	110	--	--	--	--	69	13	60	45	--	49.9	1.1
MATURITY CHECK	OK11xTX2741	123	92	91	107	102	100	87	82	65	12	69	12	60	34	--	53.2	1.0
MATURITY CHECK	TX2752xTX430	129	107	109	118	115	105	102	98	66	13	69	13	61	50	--	52.8	1.0
PIONEER	85G01	128	113	113	121	118	104	108	102	65	13	69	13	60	37	--	54.5	1.0
PIONEER	85Y40	109	101	--	105	--	88	97	--	66	13	69	13	60	47	--	54.1	1.1
DEKALB	DK-44	135	101	--	118	--	110	97	--	66	13	70	13	61	48	--	52.7	1.0
DEKALB	DKS54-00	143	111	122	127	125	117	106	110	68	14	70	14	59	50	--	50.6	1.0
PIONEER	84G62	111	119	126	115	118	90	113	113	67	14	70	12	60	47	--	54.9	1.1
SORG. PARTNERS	NK6638	108	--	--	--	--	88	--	--	--	--	70	13	60	46	--	57.5	1.0
DEKALB	DKS42-20	126	99	101	113	109	102	95	91	66	14	71	12	60	38	--	54.9	1.1
DEKALB	DKS53-67	114	--	--	--	--	92	--	--	--	--	71	13	61	47	--	57.8	1.0
FONTANELLE	GE-5615	125	103	117	114	115	102	98	105	68	13	71	13	61	37	--	58.5	1.0
SORG. PARTNERS	NK7829	118	--	--	--	--	96	--	--	--	--	71	13	61	48	--	49.9	1.1
	AVERAGES	123	105	111	114	113	123	105	111	66	13	69	13	60	43	--	52.9	1.0
	CV (%)	7	5	6	--	--	7	5	6	--	--	2	6	2	3	--	4.2	5.4
	LSD (0.05)*	12	8	9	--	--	10	7	9	--	--	2	1	2	2	--	5.5	0.1

*Unless two varieties differ by more than the LSD, little confidence can be placed in one being superior to the other. Top LSD group in bold.

NORTHEAST KANSAS GRAIN SORGHUM TEST ON SILT LOAM SOIL

North Central Kansas Exp. Field, Belleville; Barney Gordon, agronomist; Michael Larson and Doug Stensaas, technicians

Crete silt loam; Wheat in 2006

150 - 30 - 0 lb/a N, P, K

Planted on 6/6/2007; Harvested on 10/31/2007

Target stand of 50,000plants/acre; 4.2 in. spacing

Very wet weather in May delayed planting until early June. Some hot weather in August, but with timely rains.

Month	Precipitation		Average Temp.		GDU	
	2007	Norm.	2007	Norm.	2007	Norm.
Nov.-Mar	14.4	5.1	37	33		
April	2.5	2.4	51	53	510	534
May	9.3	4.0	67	64	982	886
June	2.4	4.5	73	73	1149	1149
July	6.2	3.8	80	79	1385	1368
August	2.9	3.7	82	77	1451	1310
Sept.	5.2	3.9	70	68	1055	987
Oct.	7.3	2.2	59	56	743	663
Totals:	50.1	29.5	56	53	7,275	6,897

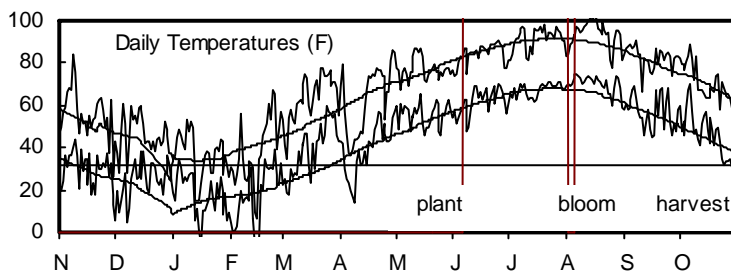
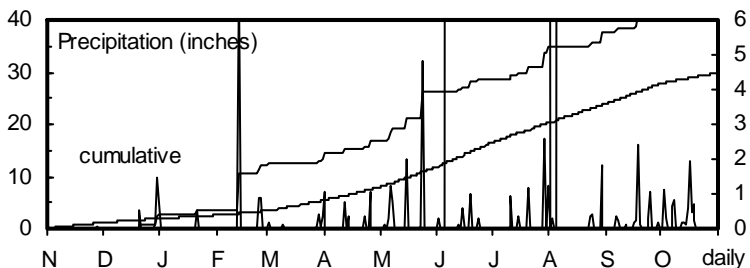


Table 4. Belleville Dryland Grain Sorghum Performance Test, 2005-2007.

BRAND	NAME	YIELD AS % 2006-2007									2007							
		ACRE YIELD, BUSHEL			OF TEST AVERAGE			Days Grain to Blm	Days Grain to Moist. %	Test Pt Wt. lb/bu	Ht. in.	Pop. 1000 ppa	Hds per Plnt					
		2007	2006	2005	2-Yr. AVG.	3-Yr. AVG.	2007							2006	2005			
MATURITY CHECK	OK11xTX2741	112	102	113	107	109	89	78	81	59	15	56	15	58	45	0	61.7	1.0
MATURITY CHECK	PIO-86G08	127	130	--	129	--	101	99	--	59	15	56	15	59	45	0	56.8	1.1
DEKALB	DKS36-16	114	126	--	120	--	90	97	--	59	15	57	15	60	46	0	63.4	1.0
DEKALB	DKS42-20	114	132	144	123	130	91	101	104	61	15	57	15	60	48	1	64.4	1.0
DYNA-GRO	722B	107	--	--	--	--	85	--	--	--	--	57	15	57	38	1	55.4	1.1
DYNA-GRO	764B	107	119	--	113	--	85	91	--	60	15	57	15	58	46	1	58.0	1.1
GOLDEN WORLD	GWX3045	125	--	--	--	--	99	--	--	--	--	57	15	59	47	0	58.0	1.1
PIONEER	85Y40	143	153	--	148	--	114	117	--	60	15	57	15	60	47	0	64.4	1.1
DEKALB	DK-44	112	128	--	120	--	89	98	--	61	15	58	15	59	48	0	61.1	1.1
DEKALB	DKS37-07	129	124	--	126	--	102	95	--	60	15	58	15	60	48	0	59.4	1.1
DYNA-GRO	766B	132	--	--	--	--	105	--	--	--	--	58	15	60	48	1	60.1	1.0
FONTANELLE	GE-4532	121	--	143	--	--	96	--	103	--	--	58	15	58	48	0	59.1	1.1
GARST	5401	135	130	160	133	142	107	100	115	61	15	58	15	60	37	1	63.9	1.0
GOLDEN WORLD	GW3167	128	--	--	--	--	102	--	--	--	--	58	15	60	48	1	56.2	1.1
OHLDE	O-525	118	131	134	125	128	94	100	97	60	15	58	15	59	48	0	64.6	1.0
OHLDE	X-587	128	--	--	--	--	102	--	--	--	--	58	15	59	49	0	61.8	1.0
PIONEER	85G01	127	136	147	131	137	101	104	105	61	15	58	15	59	49	1	64.4	1.0
SORG. PARTNERS	NK4420	108	--	117	--	--	86	--	84	--	--	58	15	57	46	0	65.5	1.0
SORG. PARTNERS	NK6638	115	--	--	--	--	92	--	--	--	--	58	15	59	47	1	65.5	1.0
DYNA-GRO	GX06360	123	--	--	--	--	98	--	--	--	--	59	15	59	47	0	59.0	1.0
FONTANELLE	GE-5615	141	140	148	140	143	112	107	107	62	15	59	15	59	49	0	63.5	1.0
GOLDEN WORLD	GW 1489	131	--	--	--	--	104	--	--	--	--	59	15	59	48	1	58.3	1.1
GOLDEN WORLD	GWX5967	117	--	--	--	--	93	--	--	--	--	59	15	60	46	0	56.6	1.1
MATURITY CHECK	TX2752xTX430	131	126	129	128	129	104	96	93	62	15	59	15	59	49	0	60.5	1.0
NC+	7C22	125	132	150	129	136	99	101	108	62	15	59	15	59	48	1	63.9	1.0
TRIUMPH	TR 481	137	130	144	134	137	109	99	104	62	15	59	15	60	50	0	53.9	1.1
TRIUMPH	TR458	120	--	--	--	--	95	--	--	--	--	59	15	58	46	0	54.4	1.1

Table 4. Belleville Dryland Grain Sorghum Performance Test, 2005-2007 - continued.


BRAND	NAME	YIELD AS % 2006-2007									2007							
		ACRE YIELD, BUSHEL					OF TEST AVERAGE				Days Grain	Days Grain	Test Plnt	Pop.	Hds			
		2007	2006	2005	2-Yr. AVG.	3-Yr. AVG.	2007	2006	2005	to Blm	to Moist. %	to Blm	to Moist. %	Wt. lb/bu	Ht. in.	Ldg %	1000 ppa	per Plnt
DEKALB	DKS53-67	145	--	--	--	--	115	--	--	--	--	60	15	61	48	0	64.4	1.0
DEKALB	DKS54-00	150	135	173	143	153	119	103	125	63	15	60	15	60	50	0	65.4	1.0
DYNA-GRO	751B	132	124	--	128	--	105	95	--	63	15	60	15	59	35	1	60.5	1.0
DYNA-GRO	GX06170	133	--	--	--	--	106	--	--	--	--	60	15	60	53	0	57.2	1.0
DYNA-GRO	GX06750	109	--	--	--	--	87	--	--	--	--	60	15	60	46	0	63.3	1.0
DYNA-GRO	GX07163	127	--	--	--	--	101	--	--	--	--	60	15	59	47	0	61.8	1.0
DYNA-GRO	GX07664	131	--	--	--	--	104	--	--	--	--	60	15	58	42	1	57.7	1.1
DYNA-GRO	GX07763	123	--	--	--	--	98	--	--	--	--	60	15	58	46	0	55.2	1.1
GARST	5464	146	--	--	--	--	116	--	--	--	--	60	15	60	49	1	55.6	1.1
GOLDEN WORLD	GW 1467	124	--	--	--	--	99	--	--	--	--	60	15	60	47	0	63.3	1.0
GOLDEN WORLD	GWX1445	129	--	--	--	--	102	--	--	--	--	60	15	59	45	0	61.9	1.0
GOLDEN WORLD	GWX9045	120	--	--	--	--	95	--	--	--	--	60	15	59	46	0	60.6	1.0
NC+	7R34	132	131	135	132	133	105	101	97	62	15	60	15	60	52	0	60.9	1.0
OHLDE	O-567	128	132	133	130	131	102	101	96	63	15	60	15	58	48	0	64.2	1.0
OHLDE	O-575	129	133	--	131	--	102	101	--	62	15	60	15	59	47	1	60.4	1.0
PIONEER	84G62	147	162	179	155	163	117	124	129	63	15	60	15	60	48	1	60.3	1.1
	AVERAGES	126	131	139	128	132	126	131	139	61	15	59	15	59	47	0	60.5	1.0
	CV (%)	5	4	2	--	--	5	4	2	--	--	1	1	0	11	216	10.5	2.4
	LSD (0.05)*	11	9	4	--	--	9	7	3	--	--	1	0	0	9	1	4.8	0.0

*Unless two varieties differ by more than the LSD, little confidence can be placed in one being superior to the other. Top LSD group in bold.

Table 5. NORTHEAST Kansas Grain Sorghum Hybrid Yield Summary (% of test avg.), 2007.

BRAND/NAME	NMD*	RLD	RPD	AVG.	BRAND/NAME	NMD	RLD	RPD	AVG.
DEKALB					NC+				
DK-44	89	110	89	96	7C22	--	--	99	--
DKS36-16	101	100	90	97	7R34	107	--	105	--
DKS37-07	106	91	102	100	8R18	98	--	--	--
DKS42-20	106	102	91	100	OHLDE				
DKS53-67	105	92	115	104	O-525	--	--	94	--
DKS54-00	95	117	119	110	O-567	--	--	102	--
DYNA-GRO					O-575	--	--	102	--
722B	--	--	85	--	X-587	--	--	102	--
751B	90	105	105	100	PIONEER				
764B	107	105	85	99	84G62	99	90	117	102
766B	96	--	105	--	85G01	91	104	101	99
GX06170	--	--	106	--	85Y40	102	88	114	101
GX06360	--	--	98	--	SORG. PARTNERS				
GX06750	--	--	87	--	NK4420	--	--	86	--
GX07163	--	--	101	--	NK6638	--	88	92	--
GX07664	--	--	104	--	NK7633	93	--	--	--
GX07763	--	--	98	--	NK7829	104	96	--	--
FONTANELLE					TRIUMPH				
GE-4532	--	104	96	--	TR 481	--	--	109	--
GE-5615	--	102	112	--	TR458	--	--	95	--
GARST					MATURITY CHECK				
5401	--	109	107	--	OK11xTX2741	105	100	89	98
5464	96	110	116	107	PIO-86G08	110	91	101	101
5750	90	--	--	--	TX2752xTX430	97	105	104	102
GOLDEN WORLD					AVERAGES (bu/a)				
GW 1467	--	--	99	--		133	123	126	127
GW 1489	--	--	104	--	CV (%)	9	7	5	--
GW3167	--	--	102	--	LSD (0.05)	12	10	9	--
GWX1445	--	--	102	--					
GWX3045	--	--	99	--					
GWX5967	--	--	93	--					
GWX9045	--	--	95	--					

* NMD = Nemaha Co., Centralia RLD = Riley Co., Manhattan RPD = Republic Co., Belleville



Values inside bars indicate the number of comparisons with checks. Symbols (+,-) indicate if statistically higher or lower than mean of checks.

Figure 4. NORTHEAST Kansas sorghum hybrid standardized performance summary, 2005-2007.

SOUTHEAST KANSAS GRAIN SORGHUM TEST ON SILT LOAM SOIL

East Central Kansas Experiment Field, Ottawa; Larry Maddux and Jim Kimball, agronomists

Woodson silt loam; Soybean in 2006

100 - 30 - 10 lb/a N, P, K

Planted on 5/17/2007; Harvested on 10/2/2007

Target stand of 55,000 plants/acre; 3.8 in. spacing

Planting was delayed by wet conditions that continued until August.

Month	Precipitation		Average Temp.		GDU	
	2007	Norm.	2007	Norm.	2007	Norm.
Nov.-Mar	10.9	6.5	39	37		
April	4.4	3.0	51	56	505	634
May	6.8	4.3	67	66	1015	953
June	9.7	4.8	73	75	1136	1186
July	8.6	4.1	78	80	1327	1401
August	1.0	3.1	82	79	1476	1362
Sept.	2.6	4.2	71	70	1072	1062
Oct.	7.0	2.8	59	59	750	754
Totals:	50.9	32.7	56	56	7,281	7,352

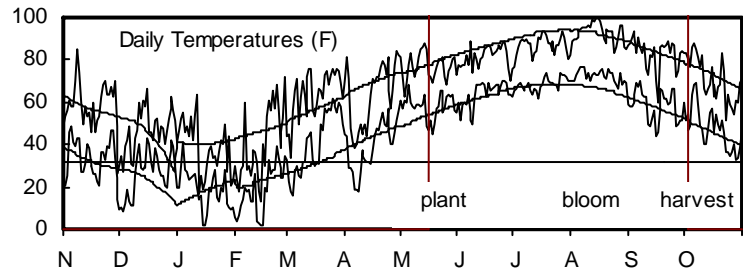
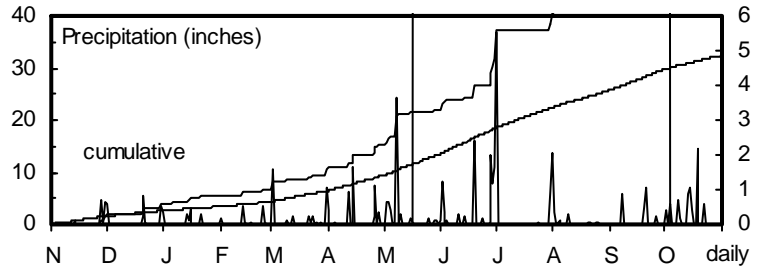


Table 6. Ottawa Grain Sorghum Performance Test, 2005-2007.

BRAND	NAME	ACRE YIELD, BUSHELS			YIELD AS % OF TEST			2006-2007		2007		Days Grain to Blm	Days Grain to Moist. %	Days Grain to Moist. Blm	Test Wt. lb/bu	Plnt Ht. in.	Pop. Ldg 1000 %	Hds per Plnt
		2007	2006	2005	2-Yr. AVG.	3-Yr. AVG.	2007	2006	2005	Days Grain to Moist. %	Days Grain to Moist. Blm							
		2007	2006	2005	AVG.	AVG.	2007	2006	2005	AVG.	AVG.							
ADVANCED GEN.	A 115C	84	--	--	--	--	88	--	--	--	--	--	15	59	46	7	56.3	1.1
DEKALB	DKS53-67	100	--	--	--	--	105	--	--	--	--	--	15	58	53	1	60.2	1.1
GARST	5464	94	--	--	--	--	99	--	--	--	--	--	15	58	53	11	55.7	1.1
MIDWEST SEED	440	86	--	--	--	--	91	--	--	--	--	--	14	57	52	11	61.8	1.2
MIDWEST SEED	56R85	106	--	--	--	--	111	--	--	--	--	--	15	59	57	7	60.4	1.2
NC+	5B89	90	--	--	--	--	95	--	--	--	--	--	14	57	51	16	57.2	1.2
NC+	7R34	102	--	--	--	--	108	--	--	--	--	--	16	59	58	9	55.9	1.2
PIONEER	85Y40	110	--	--	--	--	116	--	--	--	--	--	15	59	52	5	64.9	1.2
SORG. PARTNERS	NK4420	76	--	--	--	--	81	--	--	--	--	--	17	55	48	38	57.7	1.2
SORG. PARTNERS	NK7829	92	--	--	--	--	97	--	--	--	--	--	15	59	55	10	56.5	1.1
ADVANCED GEN.	A 121	89	129	101	109	106	94	111	99	--	14	--	14	57	48	0	51.4	1.1
DEKALB	DK-44	96	121	--	109	--	102	104	--	--	14	--	14	58	51	1	55.4	1.2
DEKALB	DKS36-16	88	115	--	101	--	92	99	--	--	14	--	14	58	47	1	59.9	1.2
DEKALB	DKS37-07	98	114	--	106	--	104	98	--	--	14	--	14	58	52	3	63.2	1.2
DYNA-GRO	764B	99	117	--	108	--	105	101	--	--	14	--	14	56	48	12	50.9	1.1
GARST	5750	99	116	--	107	--	104	99	--	--	14	--	15	59	51	13	56.5	1.2
MATURITY CHECK	OK11xTX2741	83	106	98	94	96	88	91	97	--	14	--	14	56	47	24	61.3	1.2
MATURITY CHECK	PIO-86G08	91	118	--	104	--	96	101	--	--	15	--	15	56	50	5	54.9	1.2
MATURITY CHECK	TX2752xTX430	99	116	102	107	105	104	100	100	--	15	--	15	57	52	16	51.5	1.1
PIONEER	84G62	114	121	107	118	114	121	104	105	--	15	--	15	59	50	10	64.0	1.1
DEKALB	DKS42-20	94	116	101	105	103	99	100	99	--	15	--	15	57	52	2	61.6	1.1
DEKALB	DKS54-00	102	124	104	113	110	108	107	103	--	16	--	16	57	58	5	66.8	1.1
DYNA-GRO	751B	93	118	--	106	--	98	101	--	--	15	--	15	58	55	36	49.4	1.1
DYNA-GRO	766B	98	124	--	111	--	104	106	--	--	15	--	15	57	53	12	53.2	1.1
PIONEER	84G50	101	127	109	114	112	106	109	107	--	15	--	16	58	55	1	59.0	1.1
	AVERAGES	95	116	101	106	104	95	116	101	--	15	--	15	57	51	10	57.6	1.1
	CV (%)	9	9	6	--	--	9	9	6	--	--	--	7	1	4	91	9.0	6.8
	LSD (0.05)*	12	15	9	--	--	13	13	9	--	--	--	1	1	0	13	10.1	0.1

*Unless two varieties differ by more than the LSD, little confidence can be placed in one being superior to the other. Top LSD group in bold.

SOUTHEAST KANSAS GRAIN SORGHUM TEST ON SILTY CLAY SOIL

ImMasche Research Center, Strong City; Jane Lingenfelter, agronomist; Gene Eidman, cooperorator

Osage silty clay; Soybean in 2006

130 - 35 - 0 lb/a N, P, K

Planted on 5/22/2007; Harvested on 10/3/2007

Target stand of 55,000plants/acre; 3.8 in. spacing

Hot and very dry from the end of July throughout September. All plots had some degree of lodging.

Month	Precipitation		Average Temp.		GDU	
	2007	Norm.	2007	Norm.	2007	Norm.
Nov.-Mar	8.4	6.0	39	35		
April	3.4	2.7	51	54	514	563
May	6.6	4.5	66	65	982	909
June	6.5	5.1	72	74	1128	1147
July	3.5	3.9	78	79	1330	1358
August	2.4	3.5	82	77	1464	1315
Sept.	1.3	3.8	71	70	1083	1027
Oct.	6.2	2.8	59	58	758	693
Totals:	38.2	32.4	56	54	7,259	7,010

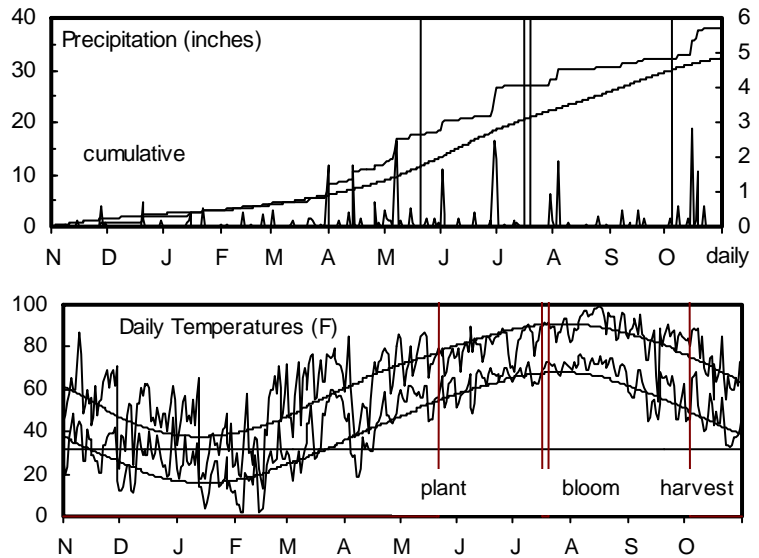


Table 7. Strong City Grain Sorghum Performance Test, 2005-2007.

BRAND	NAME	YIELD AS % 2006-2007									2007							
		ACRE YIELD, BUSHEL			OF TEST			Days Grain to Blm	Grain Moist. %	Days Grain to Blm	Grain Moist. %	Test Wt. lb/bu	Plnt Ht. in.	Pop. 1000 ppa	Hds per Plnt			
		2007	2006	2005	2-Yr. AVG.	3-Yr. AVG.	AVERAGE											
		2007	2006	2005	2007	2006	2005											
PIONEER	84G50	76	--	73	--	--	114	--	104	--	--	61	16	58	51	7	68.8	0.9
DEKALB	DKS36-16	67	47	--	57	--	101	113	--	62	14	62	16	58	53	7	72.6	1.0
DEKALB	DKS42-20	92	41	68	66	67	137	98	98	62	17	62	16	58	52	3	71.6	1.0
DEKALB	DKS53-67	85	--	--	--	--	127	--	--	--	--	62	12	44	52	4	75.9	1.0
DYNA-GRO	751B	62	42	--	52	--	92	100	--	63	16	62	18	57	51	13	78.0	0.9
DYNA-GRO	764B	85	35	--	60	--	127	84	--	62	15	62	18	57	47	9	66.4	1.0
GARST	5464	79	--	--	--	--	118	--	--	--	--	62	16	58	53	10	71.6	1.0
MATURITY CHECK	TX2752xTX430	64	45	73	55	61	96	108	105	63	13	62	17	58	49	9	76.6	0.9
DEKALB	DKS37-07	65	42	--	54	--	97	102	--	62	16	63	16	58	53	8	86.1	0.8
DEKALB	DKS54-00	70	38	73	54	60	105	92	105	63	14	63	16	57	53	8	75.2	1.0
DYNA-GRO	766B	58	44	--	51	--	86	105	--	63	15	63	16	57	48	12	69.5	0.9
MATURITY CHECK	PIO-86G08	58	36	--	47	--	86	87	--	62	16	63	17	57	54	23	68.2	1.0
SORG. PARTNERS	NK6638	48	--	--	--	--	71	--	--	--	--	63	21	56	51	17	69.3	1.1
ADVANCED GEN.	A 121	46	50	75	48	57	69	120	108	64	16	64	20	56	46	19	68.5	1.0
DEKALB	DK-44	76	44	--	60	--	114	106	--	63	16	64	18	57	53	11	60.4	1.1
MATURITY CHECK	OK11xTX2741	60	46	70	53	59	90	111	101	64	17	64	22	56	50	6	74.6	0.9
PIONEER	84G62	65	--	88	--	--	97	--	126	--	--	64	17	57	50	7	67.4	1.0
PIONEER	85Y40	56	39	--	48	--	84	94	--	63	16	64	16	57	50	12	72.1	0.9
SORG. PARTNERS	NK4420	53	--	--	--	--	80	--	--	--	--	64	18	57	51	5	76.6	1.0
	AVERAGES	67	42	70	54	59	67	42	70	63	15	63	17	57	51	10	72.5	1.0
	CV (%)	7	15	6	--	--	7	15	6	--	--	2	18	12	10	96	10.6	14.4
	LSD (0.05)*	7	9	6	--	--	11	22	9	--	--	2	4	10	1	14	18.7	0.2

*Unless two varieties differ by more than the LSD, little confidence can be placed in one being superior to the other. Top LSD group in bold.

SOUTHEAST KANSAS GRAIN SORGHUM TEST ON SILT LOAM SOIL

Southeast Agricultural Research Center, Parsons; James Long, agronomist; Kelly Kusel, technician

Parsons silt loam; Soybean in 2006

93 - 60 - 100 lb/a N, P, K

Planted on 6/6/2007; Harvested on 9/27/2007

Target stand of 45,000 plants/acre; 4.6 in. spacing

Very wet conditions for most of the growing season, which delayed planting.

Month	Precipitation		Average Temp.		GDU	
	2007	Norm.	2007	Norm.	2007	Norm.
Nov.-Mar	12.6	10.5	40	40		
April	3.4	3.7	52	57	526	668
May	9.8	5.0	68	66	1034	952
June	13.5	4.8	74	74	1160	1178
July	4.0	3.5	78	80	1335	1385
August	1.4	3.9	83	79	1474	1345
Sept.	2.4	4.5	72	71	1104	1075
Oct.	5.0	3.8	60	60	779	772
Totals:	52.1	39.6	58	57	7,411	7,373

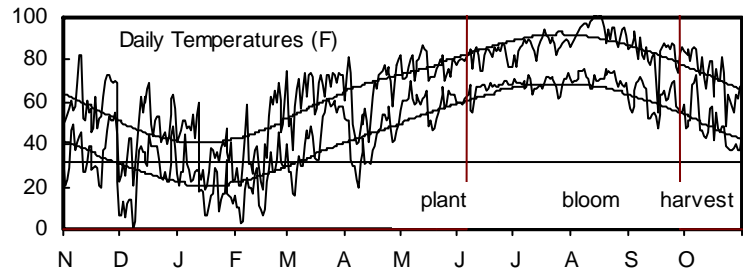
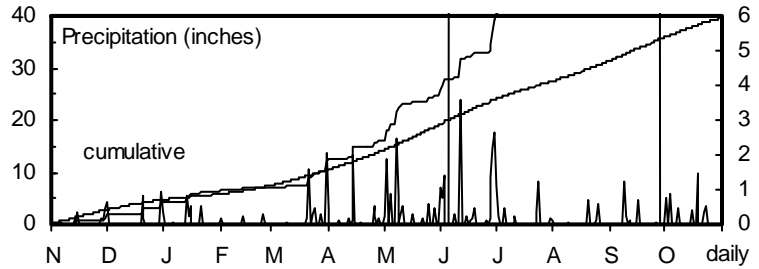


Table 8. Parsons Grain Sorghum Performance Test, 2005-2007.

BRAND	NAME	ACRE YIELD, BUSHELS			YIELD AS % OF TEST			2006-2007		2007							
		2007	2006	2005	2-Yr. 3-Yr.		AVERAGE	Days Grain to Blm	Days Grain to Moist.	Days Grain to Moist.	Test Wt. lb/bu	Plnt Ht. in.	Pop. Ldg 1000 per ppa	Hds per Plnt			
					2007	2006									2005		
DEKALB	DKS53-67	124	--	--	--	--	134	--	--	--	17	57	53	0	48.4	0.9	
GARST	5464	121	--	--	--	--	131	--	--	--	17	57	53	4	53.3	0.9	
MIDWEST SEED	56B88	86	--	--	--	--	93	--	--	--	16	58	53	3	50.5	1.0	
MIDWEST SEED	590	88	--	--	--	--	96	--	--	--	17	58	47	2	44.1	1.0	
NC+	5B89	89	--	--	--	--	97	--	--	--	16	58	53	3	46.9	1.0	
PIONEER	84G50	95	--	123	--	--	103	--	120	--	16	58	55	4	41.6	1.1	
PIONEER	84G62	120	--	119	--	--	130	--	116	--	17	58	55	11	49.7	0.9	
SORG. PARTNERS	NK7829	78	--	--	--	--	85	--	--	--	18	57	50	1	42.5	1.0	
DEKALB	DK-44	96	70	--	83	--	105	109	--	16	17	57	49	0	44.1	1.0	
DEKALB	DKS37-07	84	66	--	75	--	91	103	--	15	17	57	54	0	46.3	1.0	
DEKALB	DKS42-20	95	75	109	85	93	103	116	106	--	15	16	58	53	0	47.0	0.9
DYNA-GRO	764B	86	66	--	76	--	93	103	--	15	16	58	46	1	45.5	0.8	
DYNA-GRO	766B	91	67	--	79	--	99	104	--	15	17	57	50	0	41.3	0.9	
GARST	5750	81	86	138	84	102	88	134	135	--	15	16	58	55	0	50.0	0.9
MATURITY CHECK	OK11xTX2741	59	58	75	59	64	64	90	73	--	15	16	58	46	16	35.2	1.0
MATURITY CHECK	PIO-86G08	94	52	--	73	--	103	80	--	15	17	58	54	0	46.2	1.0	
SORG. PARTNERS	KS 585	74	80	105	77	86	81	124	102	--	15	16	58	47	0	48.8	0.8
ADVANCED GEN.	A 121	89	50	66	69	68	97	78	64	--	16	16	58	51	1	44.3	1.0
DEKALB	DKS36-16	94	72	--	83	--	102	111	--	16	17	57	45	0	48.1	1.0	
DEKALB	DKS54-00	87	64	104	76	85	95	99	101	--	16	17	57	56	0	54.4	0.9
DYNA-GRO	751B	80	46	--	63	--	87	72	--	15	16	58	55	31	42.5	0.9	
MATURITY CHECK	TX2752xTX430	84	46	87	65	72	91	72	85	--	16	17	58	52	19	47.2	0.9
NC+	7R34	102	74	117	88	98	111	114	114	--	16	17	57	58	0	47.9	1.1
PIONEER	85Y40	128	58	--	93	--	139	90	--	16	17	57	56	10	47.6	1.1	
	AVERAGES	92	64	103	78	86	92	64	103	--	16	17	58	51	4	46.0	1.0
	CV (%)	9	9	9	--	--	9	9	9	--	--	3	1	6	164	--	10.7
	LSD (0.05)*	17	8	13	--	--	18	12	13	--	--	1	1	6	14	8.0	0.2

*Unless two varieties differ by more than the LSD, little confidence can be placed in one being superior to the other. Top LSD group in bold.


Table 9. SOUTHEAST Kansas Grain Sorghum Hybrid Yield Summary (% of test avg.), 2007.

BRAND/NAME	FRD *	CHD	LBD	AVG.	BRAND/NAME	FRD	CHD	LBD	AVG.
ADVANCED GEN.					PIONEER				
A 115C	88	--	--	--	84G50	106	114	103	108
A 121	94	69	97	86	84G62	121	97	130	116
DEKALB					SORG. PARTNERS				
DK-44	102	114	105	107	KS 585	--	--	81	--
DKS36-16	92	101	102	98	NK4420	81	80	--	--
DKS37-07	104	97	91	97	NK6638	--	71	--	--
DKS42-20	99	137	103	113	NK7829	97	--	85	--
DKS53-67	105	127	134	122	MATURITY CHECK				
DKS54-00	108	105	95	102	OK11xTX2741	88	90	64	80
DYNA-GRO					PIO-86G08	96	86	103	95
751B	98	92	87	92	TX2752xTX430	104	96	91	97
764B	105	127	93	108	AVERAGES (bu/a)	95	67	92	85
766B	104	86	99	96	CV (%)	9	7	9	--
GARST					LSD (0.05)	13	11	18	--
5464	99	118	131	116					
5750	104	--	88	--					
MIDWEST SEED									
440	91	--	--	--					
56B88	--	--	93	--					
56R85	111	--	--	--					
590	--	--	96	--					
NC+									
5B89	95	--	97	--					
7R34	108	--	111	--					

* FRD = Franklin Co., Ottawa

CHD = Chase Co., Strong City

LBD = Labette Co., Parsons



Values inside bars indicate the number of comparisons with checks. Symbols (+,-) indicate if statistically higher or lower than mean of checks.

Figure 5. SOUTHEAST Kansas sorghum hybrid standardized performance summary, 2005-2007.

CENTRAL KANSAS DRYLAND GRAIN SORGHUM TEST ON SANDY LOAM SOIL

Clayton Short farm; Jane Lingenfelter, agronomist

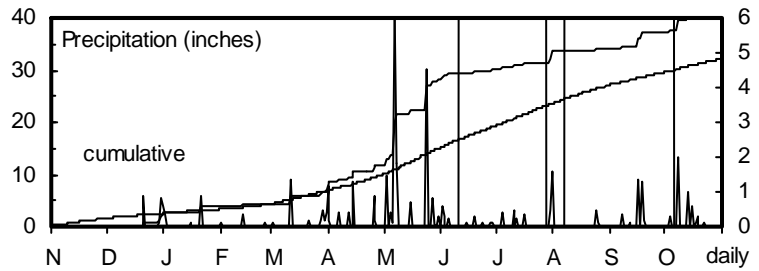
Hord silt loam; Soybean in 2006

90 - 35 - 0 lb/a N, P, K

Planted on 6/11/2007; Harvested on 10/4/2007

Target stand of 50,000 plants/acre; 4.2 in. spacing

Generally good growing conditions throughout the season. No insect or disease problems and minimal lodging.



Month	Precipitation		Average Temp.		GDU	
	2007	Norm.	2007	Norm.	2007	Norm.
Nov.-Mar	8.4	6.9	38	37		
April	3.3	3.0	50	55	485	593
May	16.5	5.1	66	65	974	923
June	2.0	4.2	73	75	1159	1211
July	3.5	4.3	80	81	1395	1431
August	0.6	3.5	84	80	1516	1394
Sept.	3.3	2.5	71	71	1085	1072
Oct.	4.4	2.6	59	58	759	727
Totals:	41.9	32.1	56	56	7,373	7,351

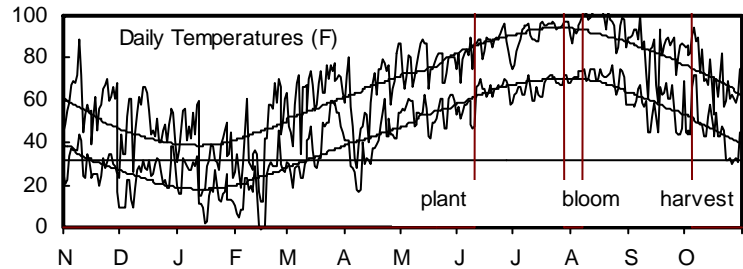


Table 10. Assaria Dryland Grain Sorghum Performance Test, 2005-2007.

BRAND	NAME	YIELD AS % 2006-2007											2007					
		ACRE YIELD, BUSHEL					OF TEST			Days Grain to Moist. Blm	Days Grain to Moist. %	Test Wt. lb/bu	Plnt Ht. in.	Pop. 1000 ppa	Hds per Plnt			
		2007	2006	2005	2-Yr. AVG.	3-Yr. AVG.	2007	2006	2005							Average		
		2007	2006	2005	2005	2005	2007	2006	2005	2005								
MATURITY CHECK	PIO-86G08	105	84	--	94	--	101	118	--	57	15	56	14	59	41	--	49.3	1.2
NC+	5B89	96	--	--	--	--	93	--	--	--	--	56	14	59	38	--	52.1	1.2
SORG. PARTNERS	NK4420	87	82	61	85	77	84	115	65	58	16	56	18	56	39	--	51.9	0.5
ASGROW	PULSAR	100	74	99	87	91	96	103	107	57	16	58	15	57	41	--	62.6	1.1
DEKALB	DKS37-07	98	66	79	82	81	95	93	85	58	15	58	15	59	44	--	53.3	1.2
OHLDE	O-530	82	72	89	77	81	79	101	96	60	15	58	16	59	38	--	48.3	1.1
ADVANCED GEN.	A 115C	101	--	--	--	--	98	--	--	--	--	59	16	60	37	--	53.1	1.1
MATURITY CHECK	OK11xTX2741	86	61	76	74	74	83	86	82	61	17	59	18	56	39	--	54.9	1.0
DEKALB	DKS36-16	94	69	--	81	--	90	96	--	61	16	60	16	58	40	--	51.8	1.1
DEKALB	DKS42-20	100	70	90	85	87	96	99	98	61	15	60	16	57	45	--	60.7	1.1
DYNA-GRO	764B	101	76	--	88	--	97	106	--	62	15	60	15	58	40	--	50.1	1.2
OHLDE	O-525	106	65	107	85	93	102	91	116	61	14	60	14	57	41	--	64.7	1.0
PIONEER	85G01	112	69	91	90	91	108	96	98	61	17	60	15	59	43	--	56.6	1.1
FONTANELLE	GE-4532	110	--	--	--	--	106	--	--	--	--	61	14	59	44	--	56.1	1.0
NC+	7R34	127	--	--	--	--	122	--	--	--	--	61	16	61	47	--	56.5	1.1
TRIUMPH	TR 438	97	69	108	83	92	93	97	117	61	14	61	14	58	41	--	49.8	1.1
ADVANCED GEN.	A 121	96	--	--	--	--	93	--	--	--	--	62	14	58	40	--	47.9	1.0
DEKALB	DK-44	114	72	--	93	--	110	101	--	62	15	62	15	58	43	--	52.7	1.0
DYNA-GRO	751B	111	66	--	89	--	107	93	--	65	16	62	16	59	44	--	49.4	1.0
FONTANELLE	GE-5615	111	--	--	--	--	107	--	--	--	--	62	16	59	42	--	57.8	1.0
PIONEER	85Y40	128	75	--	102	--	124	105	--	63	16	62	18	58	43	--	55.2	1.1
TRIUMPH	TR458	100	--	--	--	--	97	--	--	--	--	62	18	58	40	--	41.5	1.2
SORG. PARTNERS	NK6638	107	--	--	--	--	103	--	--	--	--	63	15	60	45	--	65.7	1.0
PIONEER	84G62	122	74	105	98	100	118	104	113	65	14	64	15	60	43	--	52.8	1.0
DEKALB	DKS53-67	121	--	--	--	--	117	--	--	--	--	65	15	60	45	--	59.8	1.0
DEKALB	DKS54-00	109	76	122	92	102	105	106	132	67	15	66	16	57	45	--	62.5	1.0

Table 10. Assaria Dryland Grain Sorghum Performance Test, 2005-2007 - continued.

BRAND	NAME	YIELD AS % 2006-2007											2007					
		ACRE YIELD, BUSHEL					OF TEST			Days Grain to Blm	Grain Moist. %	Days Grain to Blm	Grain Moist. %	Test Wt. lb/bu	Plnt Ht. in.	Pop. Ldg %	Hds 1000 ppa	Hds per Plnt
		2007	2006	2005	2-Yr. AVG.	3-Yr. AVG.	2007	2006	2005									
MATURITY CHECK	TX2752xTX430	102	62	87	82	84	98	86	94	68	17	66	18	57	44	--	55.3	1.0
OHLDE	O-575	93	--	--	--	--	90	--	--	--	--	66	15	58	41	--	62.9	1.0
TRIUMPH	TR 463	101	73	105	87	93	98	102	113	68	15	67	15	57	41	--	41.8	1.0
	AVERAGES	104	71	93	88	89	104	71	93	62	16	61	16	58	42	--	54.1	1.1
	CV (%)	7	11	14	--	--	7	11	14	--	--	2	10	2	3	--	10.4	13.0
	LSD (0.05)*	11	11	27	--	--	10	16	30	--	--	1	2	2	0	--	11.8	0.2

*Unless two varieties differ by more than the LSD, little confidence can be placed in one being superior to the other. Top LSD group in bold.

CENTRAL KANSAS GRAIN SORGHUM TEST ON SILTY CLAY LOAM SOIL

Harvey County Experiment Field, Hesston; Mark Claassen, agronomist; Lowell Stucky and Kevin Duerksen, technicians

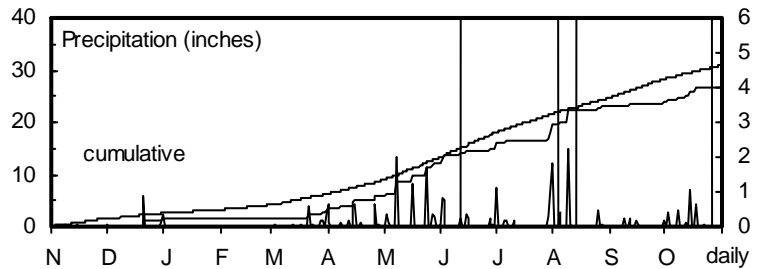
Smolan silty clay loam; Soybean in 2006

90 - 30 - 0 lb/a N, P, K

Planted on 6/12/2007; Harvested on 10/25/2007

Target stand of 37,000plants/acre; 5.7 in. spacing

Sorghum was planted into a moist seedbed; rainfall was well above normal in April and May. Hot, dry weather prevailed in August, but overall better-than-average summer conditions.



Month	Precipitation		Average Temp.		GDU	
	2007	Norm.	2007	Norm.	2007	Norm.
Nov.-Mar	3.6	6.0	40	37		
April	2.4	2.7	51	56	487	631
May	6.2	4.3	67	66	983	952
June	2.6	4.8	73	76	1139	1216
July	4.9	3.8	79	81	1348	1431
August	3.2	3.1	82	80	1465	1381
Sept.	0.9	3.6	72	71	1110	1079
Oct.	2.8	2.5	60	60	766	765
Totals:	26.7	30.7	57	56	7,298	7,455

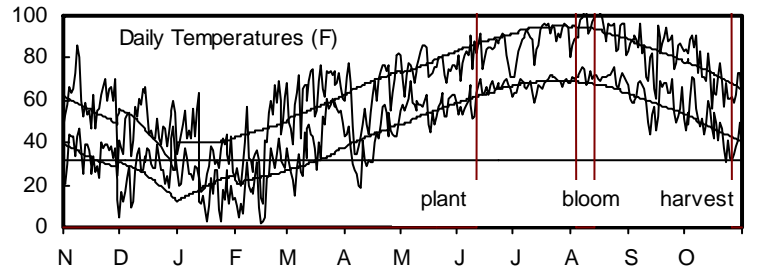


Table 11. Hesston Grain Sorghum Performance Test, 2005-2007.

BRAND	NAME	YIELD AS % 2006-2007											2007					
		ACRE YIELD, BUSHELS					OF TEST			Days Grain		Days Grain		Test Plnt		Pop. Hds		
		2007	2006	2005	2-Yr. AVG.	3-Yr. AVG.	2007	2006	2005	to Moist. Blm	%	to Moist. Blm	%	Wt. lb/bu	Ht. in.	Ldg %	1000 ppa	per Plnt
NC+	5B89	110	--	--	--	--	98	--	--	--	--	52	13	57	41	0	41.9	1.1
ADVANCED GEN.	A 110	116	108	--	112	--	103	98	--	57	14	53	13	56	45	0	38.4	1.2
MIDWEST SEED	490	108	--	--	--	--	96	--	--	--	--	53	14	57	44	1	42.2	1.1
DYNA-GRO	764B	108	113	--	110	--	96	102	--	58	15	55	14	58	46	1	35.6	1.3
MATURITY CHECK	PIO-86G08	109	101	--	105	--	97	92	--	56	14	55	14	57	49	0	37.1	1.3
ASGROW	PULSAR	116	96	86	106	99	103	87	82	56	14	56	13	59	43	1	40.8	1.1
DEKALB	DKS36-16	108	99	--	103	--	96	89	--	58	14	56	14	58	43	0	42.1	1.1
DEKALB	DKS42-20	102	106	114	104	107	90	96	109	58	15	56	14	57	47	2	40.7	1.2
FONTANELLE	GE-4532	101	126	116	113	114	90	114	111	59	15	56	14	57	47	2	41.5	1.0
MATURITY CHECK	OK11xTX2741	107	102	87	104	99	95	92	83	59	14	56	13	58	43	6	37.0	1.1
MIDLAND	MG4748	124	122	120	123	122	110	110	114	59	15	56	14	58	45	1	39.4	1.1
PIONEER	85G01	112	--	98	--	--	99	--	94	--	--	56	14	59	47	0	40.9	1.1
ADVANCED GEN.	A 115C	115	105	108	110	109	102	95	102	59	15	57	14	59	41	3	38.3	1.1
DEKALB	DKS37-07	112	102	101	107	105	100	92	96	58	15	57	14	58	48	3	38.6	1.2
NC+	7R34	129	121	--	125	--	114	110	--	59	15	57	14	58	52	1	38.8	1.2
GARST	5401	116	113	114	114	114	103	102	109	60	14	58	13	57	49	2	41.1	1.2
MATURITY CHECK	TX2752xTX430	117	119	95	118	111	104	108	91	61	15	58	14	58	46	5	38.1	1.1
MIDLAND	MG4665	119	111	118	115	116	105	101	112	60	15	58	14	59	45	7	21.9	1.6
ADVANCED GEN.	A 121	106	113	81	109	100	94	102	78	61	15	59	14	57	44	1	32.2	1.3
DEKALB	DKS53-67	106	--	--	--	--	94	--	--	--	--	59	14	58	51	0	41.7	1.1
DYNA-GRO	751B	113	112	--	113	--	101	101	--	61	15	59	14	58	49	7	35.7	1.1
FONTANELLE	GE-5615	109	113	124	111	115	97	102	118	61	15	59	13	57	47	1	40.4	1.0
MIDLAND	MG4772	131	124	113	127	123	116	112	108	61	15	59	14	58	47	2	38.7	1.1
MIDWEST SEED	56R85	98	--	--	--	--	87	--	--	--	--	59	14	57	51	0	38.1	1.2
OHLDE	O-567	101	103	105	102	103	90	93	100	61	14	59	13	57	44	0	36.1	1.1
PIONEER	84G62	125	124	113	125	121	111	112	108	60	15	59	14	57	47	1	42.6	1.1

Table 11. Hesston Grain Sorghum Performance Test, 2005-2007 - continued.

BRAND	NAME	YIELD AS % 2006-2007											2007					
		ACRE YIELD, BUSHEL					OF TEST			Days Grain to Blm	Grain Moist. %	Days Grain to Blm	Grain Moist. %	Test Wt. lb/bu	Plnt Ht. in.	Ldg %	Pop. 1000 ppa	Hds per Plnt
		2007	2006	2005	2-Yr. AVG.	3-Yr. AVG.	2007	2006	2005									
SORG. PARTNERS	NK6638	115	--	--	--	--	102	--	--	--	--	59	14	58	46	1	41.7	1.0
DEKALB	DK-44	113	100	--	107	--	100	91	--	61	14	60	13	58	46	2	36.1	1.0
DEKALB	DKS54-00	108	101	130	104	113	96	91	123	62	15	60	14	58	52	3	39.5	1.1
GARST	5464	128	--	--	--	--	113	--	--	--	--	60	14	58	47	1	35.9	1.1
OHLDE	O-575	106	122	--	114	--	94	110	--	61	15	60	14	58	46	1	38.6	1.0
OHLDE	X-587	107	--	--	--	--	95	--	--	--	--	60	13	58	48	4	37.5	1.1
PIONEER	85Y40	124	134	--	129	--	110	121	--	60	15	60	14	57	47	0	39.6	1.1
TRIUMPH	TR458	109	--	--	--	--	97	--	--	--	--	60	13	58	47	1	31.9	1.5
SORG. PARTNERS	NK7829	111	--	--	--	--	99	--	--	--	--	62	13	57	50	19	36.6	1.0
	CV (%)	8	6	8	--	--	8	6	8	--	--	2	2	2	3	88	6.5	6.0
	LSD (0.05)*	15	11	14	--	--	13	10	13	--	--	2	0	2	2	3	3.5	0.1
	AVERAGES	113	110	105	112	109	113	110	105	60	15	58	14	58	46	2	38.1	1.2

*Unless two varieties differ by more than the LSD, little confidence can be placed in one being superior to the other. Top LSD group in bold.

CENTRAL KANSAS GRAIN SORGHUM TEST ON SILT LOAM SOIL

South Central Kansas Experiment Field, Hutchinson; William Heer, agronomist

Ost loam; Soybean in 2006

120 - 40 - 0 lb/a N, P, K

Planted on 6/12/2007; Harvested on 10/10/2007

Target stand of 40,000 plants/acre; 5.2 in. spacing

Lodging and bird damage, sometimes extensive, were reported for all plots.

Month	Precipitation		Average Temp.		GDU	
	2007	Norm.	2007	Norm.	2007	Norm.
Nov.-Mar	9.2	4.2	38	37		
April	2.9	2.7	50	56	473	617
May	10.4	4.0	66	65	953	927
June	7.3	4.2	73	75	1134	1196
July	0.9	3.4	78	81	1345	1416
August	1.7	3.1	83	79	1482	1361
Sept.	2.6	3.3	70	70	1066	1053
Oct.	3.2	2.5	59	59	742	732
Totals:	38.2	27.4	56	56	7,195	7,302

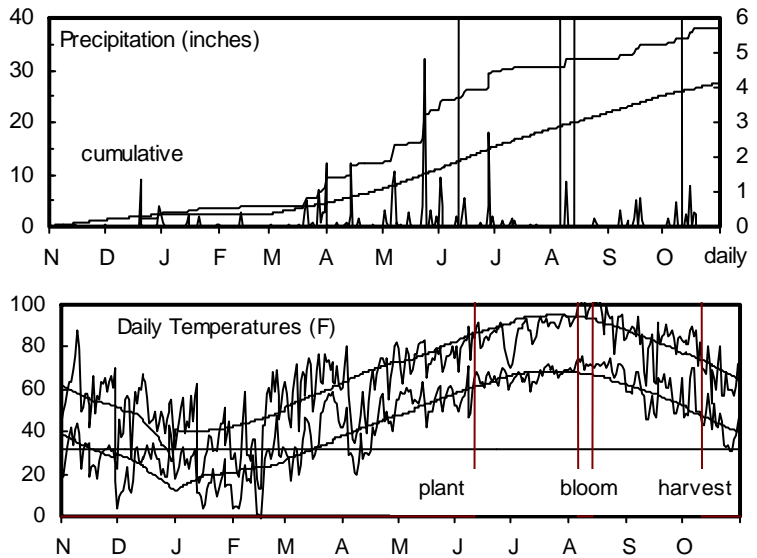


Table 12. Hutchinson Grain Sorghum Performance Test, 2005-2007.

BRAND	NAME	YIELD AS % 2006-2007									2007							
		ACRE YIELD, BUSHEL			OF TEST AVERAGE			Days Grain to Blm	Days Grain to Moist.	Grain Test Plnt	Pop. Ldg 1000 ppa	Hds per Plnt						
		2007	2006	2005	2-Yr. AVG.	3-Yr. AVG.	2007						2006	2005				
NC+	5B89	22	--	--	--	--	61	--	--	--	--	55	15	58	3	10	51.9	0.9
ADVANCED GEN.	A 110	34	--	--	--	--	94	--	--	--	--	56	15	58	3	11	49.3	1.0
GARST	5750	35	--	60	--	--	96	--	118	--	--	56	14	59	3	16	59.0	0.9
SORG. PARTNERS	NK4420	27	--	31	--	--	75	--	62	--	--	56	14	59	3	27	53.8	1.0
ASGROW	PULSAR	35	--	39	--	--	98	--	77	--	--	57	14	59	3	1	53.6	1.0
DEKALB	DKS36-16	48	--	--	--	--	133	--	--	--	--	57	14	60	3	6	51.9	1.0
DEKALB	DKS42-20	37	--	56	--	--	103	--	110	--	--	57	14	60	3	23	52.4	1.0
DYNA-GRO	764B	26	--	--	--	--	72	--	--	--	--	57	15	59	3	11	62.4	0.8
DYNA-GRO	766B	35	--	--	--	--	96	--	--	--	--	57	14	60	3	19	53.4	0.9
DYNA-GRO	GX06360	38	--	--	--	--	104	--	--	--	--	57	15	59	3	3	49.0	1.1
MIDLAND	MG4748	32	--	52	--	--	87	--	102	--	--	57	15	60	3	15	49.4	1.0
PIONEER	85G01	32	--	53	--	--	88	--	104	--	--	57	14	59	3	45	59.9	1.0
DEKALB	DKS37-07	43	--	35	--	--	118	--	68	--	--	58	14	60	3	4	52.8	1.0
DYNA-GRO	722B	26	--	--	--	--	73	--	--	--	--	58	14	58	3	22	56.5	1.0
DYNA-GRO	GX07163	38	--	--	--	--	105	--	--	--	--	58	14	59	3	16	62.4	0.9
FONTANELLE	GE-4532	31	--	43	--	--	86	--	84	--	--	58	15	59	3	32	44.4	1.0
MATURITY CHECK	OK11xTX2741	38	--	46	--	--	104	--	92	--	--	58	14	59	3	6	71.3	0.9
MATURITY CHECK	PIO-86G08	32	--	--	--	--	88	--	--	--	--	58	14	59	3	23	52.8	0.9
MIDWEST SEED	567	41	--	--	--	--	114	--	--	--	--	58	14	59	3	4	61.1	0.9
MIDWEST SEED	56R85	42	--	--	--	--	115	--	--	--	--	58	14	60	3	18	50.7	1.1
MYCOGEN	3838	35	--	--	--	--	95	--	--	--	--	58	14	60	3	21	57.0	1.0
MYCOGEN	737	50	--	63	--	--	138	--	124	--	--	58	14	59	3	1	51.5	0.7
NC+	7R34	37	--	--	--	--	103	--	--	--	--	58	14	60	3	30	51.2	1.0
OHLDE	O-567	47	--	63	--	--	129	--	124	--	--	58	14	59	3	2	46.5	1.1
TRIUMPH	TR458	27	--	--	--	--	74	--	--	--	--	58	14	59	3	2	53.4	1.0
ADVANCED GEN.	A 121	44	--	58	--	--	121	--	114	--	--	59	14	59	3	4	50.1	1.1
DEKALB	DK-44	34	--	--	--	--	95	--	--	--	--	59	14	60	3	12	50.4	1.0
DEKALB	DKS53-67	56	--	--	--	--	156	--	--	--	--	59	14	61	3	29	44.4	1.1

Table 12. Hutchinson Grain Sorghum Performance Test, 2005-2007 - continued.

BRAND	NAME	YIELD AS % 2006-2007											2007					
		ACRE YIELD, BUSHEL					OF TEST AVERAGE			Days Grain	Days Grain	Test Plnt		Pop.	Hds			
		2007	2006	2005	2-Yr. AVG.	3-Yr. AVG.	2007	2006	2005	to Blm	to Moist.	to Blm	to Moist.	Wt. lb/bu	Ht. in.	Ldg %	1000 ppa	per Plnt
FONTANELLE	GE-5615	39	--	47	--	--	107	--	94	--	--	59	14	60	3	14	52.7	1.0
GARST	5401	40	--	71	--	--	109	--	140	--	--	59	14	60	3	18	48.7	1.1
MIDLAND	MG4665	16	--	46	--	--	43	--	90	--	--	59	15	59	3	8	50.7	1.0
MYCOGEN	1506	32	--	--	--	--	88	--	--	--	--	59	14	60	3	5	56.2	0.8
MYCOGEN	1G600	27	--	61	--	--	76	--	119	--	--	59	14	58	3	9	54.5	0.9
MYCOGEN	697	55	--	66	--	--	151	--	130	--	--	59	14	59	3	2	40.1	1.0
OHLDE	X-587	42	--	--	--	--	116	--	--	--	--	59	15	59	3	37	53.1	0.8
PIONEER	84G62	35	--	57	--	--	97	--	113	--	--	59	14	59	3	4	54.9	1.0
ADVANCED GEN.	A 115C	24	--	47	--	--	67	--	93	--	--	60	14	60	3	12	46.5	1.0
DEKALB	DKS54-00	42	--	47	--	--	116	--	94	--	--	60	14	60	3	9	38.4	0.9
DYNA-GRO	GX07664	41	--	--	--	--	112	--	--	--	--	60	14	60	3	NS	53.2	1.0
GARST	5464	36	--	--	--	--	100	--	--	--	--	60	14	60	3	11	43.6	1.0
MATURITY CHECK	TX2752xTX430	34	--	45	--	--	94	--	89	--	--	60	14	58	3	24	56.9	0.9
OHLDE	O-575	39	--	--	--	--	107	--	--	--	--	60	14	60	3	7	50.4	0.9
PIONEER	85Y40	39	--	--	--	--	108	--	--	--	--	60	14	59	3	57	49.1	1.0
DYNA-GRO	751B	38	--	--	--	--	105	--	--	--	--	61	15	59	3	53	55.2	1.0
DYNA-GRO	780B	33	--	--	--	--	90	--	--	--	--	61	15	60	3	29	50.3	1.0
DYNA-GRO	GX06750	32	--	--	--	--	89	--	--	--	--	61	15	59	3	5	48.6	1.0
DYNA-GRO	GX07763	36	--	--	--	--	100	--	--	--	--	61	14	60	3	3	53.1	1.0
MIDLAND	MG4772	43	--	49	--	--	119	--	96	--	--	61	14	60	3	22	54.3	0.9
DYNA-GRO	GX06170	38	--	--	--	--	105	--	--	--	--	62	14	60	4	5	52.8	1.0
SORG. PARTNERS	NK7829	37	--	--	--	--	102	--	--	--	--	62	14	59	3	14	54.2	0.9
	AVERAGES	36	--	51	--	--	36	--	51	--	--	59	14	59	3	16	52.4	1.0
	CV (%)	19	--	22	--	--	19	--	22	--	--	3	4	1	6	125	--	16.7
	LSD (0.05)*	9	--	16	--	--	26	--	31	--	--	2	1	1	0	27	15.2	0.2

*Unless two varieties differ by more than the LSD, little confidence can be placed in one being superior to the other. Top LSD group in bold.

Table 13. CENTRAL Kansas Sorghum Hybrid Yield Summary (% of test avg.), 2007.

BRAND/NAME	SAD*	HVD	RND	AVG.	BRAND/NAME	SAD	HVD	RND	AVG.
ADVANCED GEN.					MIDLAND				
A 110	--	103	94	--	MG4665	--	105	43	--
A 115C	98	102	67	100	MG4748	--	110	87	--
A 121	93	94	121	93	MG4772	--	116	119	--
ASGROW					MIDWEST SEED				
PULSAR	96	103	98	99	490	--	96	--	--
DEKALB					MYCOGEN				
DK-44	110	100	95	105	567	--	--	114	--
DKS36-16	90	96	133	93	56R85	--	87	115	--
DKS37-07	95	100	118	97	NC+				
DKS42-20	96	90	103	93	1506	--	--	88	--
DKS53-67	117	94	156	105	1G600	--	--	76	--
DKS54-00	105	96	116	100	3838	--	--	95	--
DYNA-GRO					737				
722B	--	--	73	--	697	--	--	151	--
751B	107	101	105	104	737	--	--	138	--
764B	97	96	72	96	OHLDE				
766B	--	--	96	--	O-525	102	--	--	--
780B	--	--	90	--	O-530	79	--	--	--
GX06170	--	--	105	--	O-567	--	90	129	--
GX06360	--	--	104	--	O-575	90	94	107	92
GX06750	--	--	89	--	X-587	--	95	116	--
GX07163	--	--	105	--	PIONEER				
GX07664	--	--	112	--	84G62	118	111	97	115
GX07763	--	--	100	--	85G01	108	99	88	104
FONTANELLE					85Y40				
GE-4532	106	90	86	98	SORG. PARTNERS				
GE-5615	107	97	107	102	NK4420	84	--	75	--
GARST					NK6638				
5401	--	103	109	--	NK7829	--	99	102	--
5464	--	113	100	--					
5750	--	--	96	--					

* SAD = Saline Co., Assaria

HVD = Harvey Co., Hesston

RND = Reno Co., Hutchinson


Table 13. CENTRAL Kansas Sorghum Hybrid Yield Summary (% of test avg.), 2007.

BRAND/NAME	SAD*	HVD	RND	AVG.	BRAND/NAME	SAD	HVD	RND	AVG.
TRIUMPH									
TR 438	93	--	--	--					
TR 463	98	--	--	--					
TR458	97	97	74	97					
MATURITY CHECK									
OK11xTX2741	83	95	104	89					
PIO-86G08	101	97	88	99					
TX2752xTX430	98	104	94	101					
AVERAGES (bu/a)	104	113	36	108					
CV (%)	7	8	19	--					
LSD (0.05)	10	13	26	--					

* SAD = Saline Co., Assaria

HVD = Harvey Co., Hesston

RND = Reno Co., Hutchinson



Values inside bars indicate the number of comparisons with checks. Symbols (+,-) indicate if statistically higher or lower than mean of checks.

Figure 6. CENTRAL Kansas sorghum hybrid standardized performance summary, 2005-2007.

WEST KANSAS GRAIN SORGHUM TEST ON SILT LOAM SOIL

Agricultural Research Center, Hays; Kenneth Kofoid, agronomist

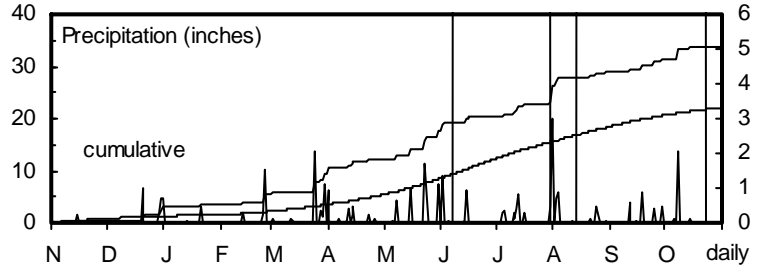
Harney silt loam; Fallow in 2006

80 - 0 - 0 lb/a N, P, K

Planted on 6/8/2007; Harvested on 10/22/2007

Target stand of 35,000 plants/acre; 6.0 in. spacing

Summer was cool and wet; however, days to flowering was very quick. Hot, dry conditions prevailed at and after flowering, contributing to stress-induced lodging.



Month	Precipitation		Average Temp.		GDU	
	2007	Norm.	2007	Norm.	2007	Norm.
Nov.-Mar	10.5	3.5	37	33		
April	1.8	1.8	51	51	492	478
May	5.4	3.1	66	62	974	833
June	2.6	3.8	72	72	1132	1109
July	6.0	3.4	78	78	1334	1344
August	2.6	2.8	83	76	1487	1286
Sept.	2.4	2.2	71	68	1076	984
Oct.	2.3	1.4	58	55	712	625
Totals:	33.6	22.0	55	52	7,207	6,659

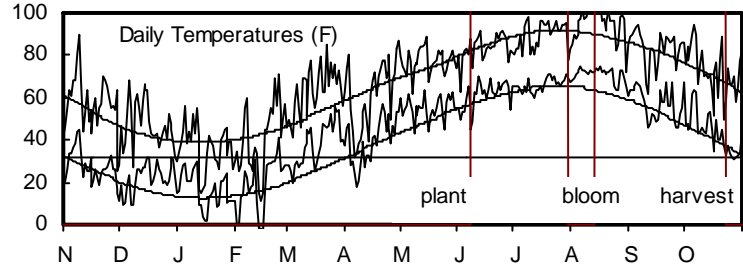


Table 14. Hays Grain Sorghum Performance Test, 2005-2007.

BRAND	NAME	YIELD AS % 2006-2007											2007					
		ACRE YIELD, BUSHEL					OF TEST			Days Grain to Moist. Blm	Days Grain to Moist. Blm	Test Wt. lb/bu	Plnt Ht. in.	Pop. 1000 ppa	Hds per Plnt			
		2007	2006	2005	2-Yr. AVG.	3-Yr. AVG.	2007	2006	2005							Average		
DEKALB	DKS29-28	85	--	59	--	--	80	--	84	--	--	52	12	54	40	1	34.8	1.8
MYCOGEN	1G557	91	--	--	--	--	86	--	--	--	--	52	11	57	42	2	35.2	1.8
MIDWEST SEED	440	98	--	--	--	--	93	--	--	--	--	53	14	57	47	0	35.8	1.7
MATURITY CHECK	PIO-86G08	106	77	75	91	86	100	126	106	57	13	54	14	56	51	11	34.5	1.6
ASGROW	PULSAR	105	55	60	80	73	99	91	85	58	12	55	14	57	51	2	34.6	1.8
DYNA-GRO	722B	88	44	--	66	--	83	73	--	59	12	56	13	55	43	11	35.4	1.4
DEKALB	DKS37-07	118	77	71	98	89	112	126	101	60	14	57	16	57	53	1	35.0	1.6
DYNA-GRO	GX06360	106	--	--	--	--	100	--	--	--	--	57	16	55	51	7	35.5	1.5
MIDWEST SEED	530	104	--	--	--	--	98	--	--	--	--	57	13	58	48	0	35.2	1.5
NC+	7C22	105	--	--	--	--	99	--	--	--	--	57	14	57	55	1	34.7	1.5
PIONEER	85G46	118	61	84	89	88	112	100	120	61	14	57	16	56	52	1	34.9	1.7
SORG. PARTNERS	NK4420	105	--	--	--	--	99	--	--	--	--	57	13	57	50	13	35.3	1.7
DEKALB	DKS36-16	117	--	--	--	--	111	--	--	--	--	58	14	58	49	2	36.3	1.6
MYCOGEN	3838	104	--	--	--	--	98	--	--	--	--	58	15	58	48	7	34.8	1.5
OHLDE	O-530	95	54	81	75	77	90	89	115	62	12	58	15	58	48	3	33.8	1.4
PIONEER	85G01	109	55	80	82	81	103	91	113	62	14	58	17	55	51	16	35.4	1.5
DEKALB	DK-44	110	--	--	--	--	104	--	--	--	--	59	13	58	53	4	34.6	1.4
DYNA-GRO	766B	112	34	--	73	--	106	56	--	61	13	59	15	58	55	1	35.1	1.6
FONTANELLE	GE-4532	104	--	72	--	--	98	--	102	--	--	59	14	57	55	3	34.5	1.5
MATURITY CHECK	OK11xTX2741	95	42	69	68	69	90	69	98	62	12	59	14	57	49	6	34.0	1.4
MYCOGEN	1G600	108	70	75	89	85	102	116	107	62	12	59	13	57	52	2	33.8	1.5
MYCOGEN	627	106	63	78	85	83	101	104	111	62	13	59	14	57	51	2	34.8	1.5
OHLDE	O-525	106	69	76	87	84	100	113	109	62	12	59	13	55	52	13	35.2	1.5
TRIUMPH	TR 438	115	66	69	91	84	109	109	99	60	12	59	13	57	51	1	35.8	1.5
OHLDE	O-567	106	87	79	97	91	100	143	112	64	13	60	14	56	51	13	35.7	1.4
PIONEER	85Y40	121	78	--	100	--	115	128	--	63	14	60	16	57	52	14	34.5	1.5
TRIUMPH	TR458	97	--	--	--	--	92	--	--	--	--	60	15	55	54	7	36.1	1.5

Table 14. Hays Grain Sorghum Performance Test, 2005-2007 - continued.

BRAND	NAME	YIELD AS % 2006-2007										2007						
		ACRE YIELD, BUSHEL					OF TEST AVERAGE			Days Grain	Days Grain	Test Plnt	Pop.	Hds				
		2007	2006	2005	2-Yr. AVG.	3-Yr. AVG.	2007	2006	2005	to Blm	to Moist.	to Blm	to Moist.	Wt. lb/bu	Ht. in.	Ldg %	1000 ppa	per Plnt
PIONEER	85Y40	121	78	--	100	--	115	128	--	63	14	60	16	57	52	14	34.5	1.5
TRIUMPH	TR458	97	--	--	--	--	92	--	--	--	--	60	15	55	54	7	36.1	1.5
FONTANELLE	GE-5615	106	--	62	--	--	100	--	88	--	--	61	17	54	57	27	34.4	1.4
GARST	5464	118	--	--	--	--	111	--	--	--	--	61	16	56	55	27	34.9	1.5
MYCOGEN	697	110	--	--	--	--	104	--	--	--	--	61	14	57	49	9	36.2	1.4
GARST	5401	109	96	74	102	93	103	157	106	66	14	63	15	58	60	16	34.6	1.5
DYNA-GRO	GX06750	106	--	--	--	--	100	--	--	--	--	64	15	57	54	3	36.7	1.3
NC+	7R34	125	--	--	--	--	118	--	--	--	--	64	16	59	63	3	36.1	1.7
SORG. PARTNERS	NK6638	110	--	--	--	--	104	--	--	--	--	64	14	59	54	6	35.6	1.5
OHLDE	O-575	109	80	--	94	--	103	132	--	66	14	65	15	57	49	1	35.2	1.3
MATURITY CHECK	TX2752xTX430	101	65	57	83	74	95	107	81	69	13	67	14	58	54	35	35.3	1.4
	AVERAGES	106	61	70	83	79	106	61	70	62	13	59	14	57	51	8	--	1.5
	CV (%)	8	13	9	--	--	8	13	9	--	--	2	11	2	2	143	--	8.1
	LSD (0.05)*	12	13	10	--	--	11	21	14	--	--	2	2	2	2	16	0.0	0.2

*Unless two varieties differ by more than the LSD, little confidence can be placed in one being superior to the other. Top LSD group in bold.

WEST KANSAS FALLOW GRAIN SORGHUM TEST ON SILT LOAM SOIL

Northwest Research-Extension Center, Colby; Patrick Evans, agronomist

Keith silt loam; Fallow in 2006

100 - 40 - 0 lb/a N, P, K

Planted on 5/31/2007; Harvested on 10/11/2007

Target stand of 25,000 plants/acre; 8.4 in. spacing

Fairly dry at planting, causing uneven emergence and some plots being thinner than expected. Severe lodging in erratic areas of the field made harvest difficult.

Month	Precipitation		Average Temp.		GDU	
	2007	Norm.	2007	Norm.	2007	Norm.
Nov.-Mar	7.1	3.0	32	32		
April	3.5	1.8	47	49	390	421
May	1.2	3.1	63	60	885	762
June	1.6	3.0	71	70	1089	1054
July	2.7	3.1	76	76	1291	1285
August	3.3	2.2	78	74	1351	1216
Sept.	1.2	1.5	68	65	998	910
Oct.	0.1	1.0	55	53	622	556
Totals:	20.6	18.6	52	51	6,626	6,204

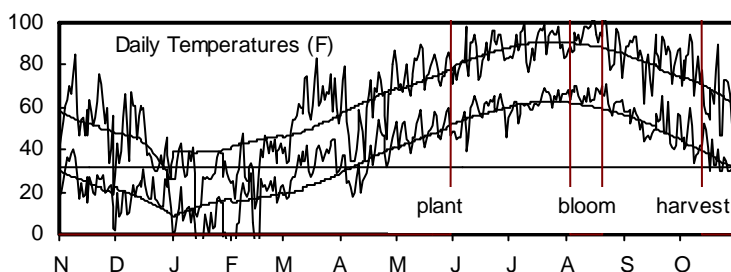
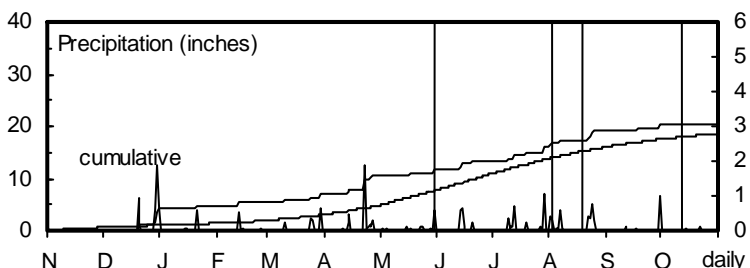


Table 15. Colby Fallow Grain Sorghum Performance Test, 2005-2007.

BRAND	NAME	YIELD AS % 2006-2007									2007							
		ACRE YIELD, BUSHEL			OF TEST			Days Grain to Blm	Days Grain to Moist.	Test Wt. lb/bu	Plant Ht. in.	Pop. 1000 ppa	Hds per Plnt					
		2007	2006	2005	2-Yr. AVG.	3-Yr. AVG.	AVERAGE											
DEKALB	DKS29-28	99	--	80	--	--	103	--	109	--	--	63	12	58	38	--	21.8	2.3
NC+	5B89	92	79	88	86	87	97	95	121	66	11	65	8	56	41	--	22.7	2.2
ASGROW	PULSAR	87	81	77	84	81	90	97	105	69	12	66	10	57	42	--	19.6	2.8
DYNA-GRO	722B	77	82	--	79	--	80	98	--	68	12	66	11	58	38	--	25.6	1.8
MIDWEST SEED	440	98	--	--	--	--	102	--	--	--	--	66	12	56	41	--	23.3	2.1
MATURITY CHECK	PIO-86G08	89	88	85	88	87	93	106	117	68	13	67	11	59	41	--	20.5	2.2
SORG. PARTNERS	NK4420	84	--	78	--	--	87	--	107	--	--	67	11	57	43	--	22.5	2.3
SORG. PARTNERS	KS 310	113	74	78	93	88	118	88	107	67	12	68	12	56	41	--	24.2	1.8
GARST	N5710	118	--	--	--	--	123	--	--	--	--	69	14	58	43	--	18.4	1.8
DEKALB	DKS37-07	92	101	74	97	89	96	121	102	72	12	70	10	58	42	--	18.4	2.6
DYNA-GRO	764B	100	86	--	93	--	105	103	--	74	14	70	12	59	41	--	18.6	2.5
DYNA-GRO	GX06360	90	--	--	--	--	94	--	--	--	--	70	11	57	42	--	25.9	2.1
PIONEER	85G46	73	105	89	89	89	76	126	122	72	13	70	10	60	44	--	21.8	2.2
DEKALB	DKS36-16	100	--	--	--	--	104	--	--	--	--	71	14	58	40	--	22.9	2.0
MIDWEST SEED	580	104	--	--	--	--	108	--	--	--	--	71	8	59	41	--	20.8	1.9
PIONEER	85G01	77	84	74	81	78	80	101	101	74	13	72	12	59	42	--	23.2	2.1
MATURITY CHECK	OK11xTX2741	90	78	70	84	79	94	94	96	75	14	74	14	57	42	--	22.2	1.9
PIONEER	85Y40	119	98	--	109	--	124	117	--	75	16	74	14	59	43	--	25.4	1.9
DEKALB	DK-44	83	--	--	--	--	87	--	--	--	--	75	14	58	43	--	22.1	1.8
DYNA-GRO	766B	101	85	--	93	--	105	102	--	75	15	75	14	59	43	--	23.7	1.9
DYNA-GRO	751B	88	86	--	87	--	92	103	--	78	15	77	13	58	42	--	19.8	2.0
NC+	7R34	96	--	--	--	--	100	--	--	--	--	77	13	61	44	--	22.1	2.0
DYNA-GRO	GX07163	97	--	--	--	--	101	--	--	--	--	78	14	58	43	--	20.1	2.1
MATURITY CHECK	TX2752xTX430	120	67	41	94	76	126	80	57	80	17	79	17	55	42	--	21.8	1.9
DYNA-GRO	GX07763	112	--	--	--	--	117	--	--	--	--	80	18	56	42	--	17.4	1.9

Table 15. Colby Fallow Grain Sorghum Performance Test, 2005-2007 - continued.

BRAND	NAME	YIELD AS % 2006-2007											2007					
		ACRE YIELD, BUSHEL					OF TEST			Days Grain to Blm	Grain Moist. %	Days Grain to Blm	Grain Moist. %	Test Wt. lb/bu	Plnt Ht. in.	Ldg %	Pop. 1000 ppa	Hds per Plnt
		2007	2006	2005	2-Yr. AVG.	3-Yr. AVG.	2007	2006	2005									
TRIUMPH	TR 463	93	95	--	94	--	97	114	--	81	18	80	17	55	44	--	15.1	2.2
	AVERAGES	96	83	73	90	84	96	83	73	73	13	72	12	58	42	--	21.5	2.1
	CV (%)	9	11	13	--	--	9	11	13	--	--	1	15	2	4	--	9.4	11.8
	LSD (0.05)*	12	13	14	--	--	12	15	19	--	--	2	3	2	2	--	3.2	0.4

*Unless two varieties differ by more than the LSD, little confidence can be placed in one being superior to the other. Top LSD group in bold.

WEST KANSAS FALLOW GRAIN SORGHUM TEST ON SILT LOAM SOIL

Southwest Research-Extension Center, Tribune; Alan Schlegel, agronomist

Ulysses silt loam; Wheat in 2006

108 - 27 - 0 lb/a N, P, K

Planted on 5/25/2007; Harvested on 10/26/2007

Target stand of 25,000 plants/acre; 8.4 in. spacing

A wet winter and a good spring led to generally favorable conditions.

Month	Precipitation		Average Temp.		GDU	
	2007	Norm.	2007	Norm.	2007	Norm.
Nov.-Mar	6.6	2.1	33	34		
April	3.3	1.3	47	49	385	430
May	1.1	2.3	61	60	826	772
June	1.4	2.6	70	70	1060	1063
July	0.5	2.5	77	77	1304	1287
August	3.3	2.2	79	74	1374	1209
Sept.	0.7	1.3	70	66	1045	934
Oct.	0.1	0.7	57	54	687	588
Totals:	17.1	15.0	52	52	6,681	6,283

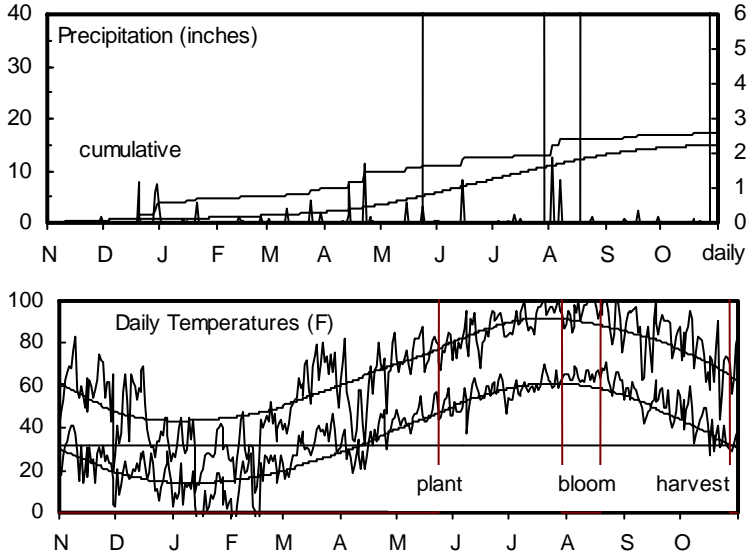


Table 16. Tribune Fallow Grain Sorghum Performance Test, 2005-2007.

BRAND	NAME	YIELD AS % 2006-2007										2007							
		ACRE YIELD, BUSHEL					OF TEST					Days to Blm	Grain to Moist. %	Days to Blm	Grain to Moist. %	Test Wt. lb/bu	Plant Ht. in.	Pop. 1000 ppa	Hds per Plant
		2007	2006	2005	2-Yr. AVG.	3-Yr. AVG.	2007	2006	2005	AVERAGE	AVERAGE								
DEKALB	DKS29-28	101	--	68	--	--	113	--	89	--	--	65	12	61	35	35	22.9	2.3	
MATURITY CHECK	PIO-86G08	83	114	86	99	95	94	112	113	66	13	66	11	60	41	41	25.8	2.0	
DYNA-GRO	722B	75	--	--	--	--	84	--	--	--	--	68	11	59	34	34	18.1	2.6	
PIONEER	85G46	131	117	106	124	118	147	115	139	67	13	68	12	61	46	46	25.8	2.0	
SORG. PARTNERS	KS 310	86	--	65	--	--	97	--	85	--	--	68	11	61	40	40	25.3	2.0	
SORG. PARTNERS	NK4420	83	--	--	--	--	94	--	--	--	--	68	11	60	38	38	26.8	1.8	
ASGROW	PULSAR	89	114	59	102	87	101	112	77	60	13	70	12	60	41	41	21.1	2.4	
DRUSSEL SEED	DSS B64	54	104	81	79	80	61	102	106	69	13	70	11	59	42	42	22.6	2.0	
DYNA-GRO	764B	84	104	--	94	--	94	102	--	69	13	70	12	60	42	42	23.2	2.1	
NC+	5B89	89	115	68	102	91	101	113	89	68	13	70	11	61	41	41	25.3	2.2	
TRIUMPH	TR 438	43	104	82	74	76	49	102	107	69	13	70	11	60	39	39	21.8	1.6	
DRUSSEL SEED	DSS B6506	82	112	--	97	--	93	109	--	72	13	72	12	61	41	41	25.5	1.7	
GARST	N5710	92	--	--	--	--	104	--	--	--	--	72	12	60	42	42	22.3	1.9	
PIONEER	85G01	89	122	94	105	102	100	119	123	70	13	72	11	60	43	43	26.3	1.8	
DEKALB	DKS36-16	112	--	--	--	--	127	--	--	--	--	74	12	60	40	40	24.7	1.9	
MIDWEST SEED	580	120	--	--	--	--	135	--	--	--	--	74	12	61	47	47	26.0	1.8	
PIONEER	85Y40	90	124	--	107	--	101	122	--	72	13	74	11	61	43	43	27.9	1.6	
NC+	7C22	99	108	--	103	--	111	106	--	72	13	75	12	61	45	45	27.3	1.8	
DEKALB	DKS37-07	103	101	67	102	90	116	99	88	72	13	76	12	60	44	44	18.2	2.3	
GARST	5750	121	110	85	116	105	136	108	111	72	13	77	12	61	47	47	25.0	2.2	
MIDWEST SEED	530	82	--	--	--	--	93	--	--	--	--	77	12	62	42	42	24.8	1.7	
DYNA-GRO	766B	90	106	--	98	--	101	104	--	74	13	78	12	61	45	45	22.6	1.9	
MATURITY CHECK	OK11xTX2741	87	91	71	89	83	98	89	93	76	14	79	12	60	45	45	18.1	2.4	
DEKALB	DK-44	87	--	--	--	--	98	--	--	--	--	81	12	61	45	45	18.7	2.0	
MATURITY CHECK	TX2752xTX430	47	86	77	66	70	53	84	101	83	14	86	12	58	42	42	26.5	1.2	
	AVERAGES	89	102	76	95	89	89	102	76	71	13	73	12	60	42	42	23.7	2.0	
	CV (%)	11	13	19	--	--	11	13	19	--	--	4	3	1	7	7	10.2	13.3	
	LSD (0.05)*	20	19	20	--	--	22	19	26	--	--	7	1	1	6	6	6.3	0.5	

*Unless two varieties differ by more than the LSD, little confidence can be placed in one being superior to the other. Top LSD group in bold.

WEST KANSAS FALLOW GRAIN SORGHUM TEST ON SILT LOAM SOIL

Southwest Research-Extension Center, Garden City; Monty Spangler, technician

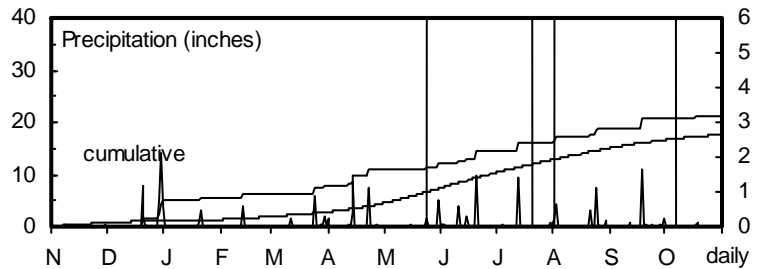
Keith silt loam; Fallow in 2006

100 - 0 - 0 lb/a N, P, K

Planted on 5/25/2007; Harvested on 10/5/2007

Target stand of 35,000 plants/acre; 6.0 in. spacing

Good moisture at planting. Some plots had to be re-seeded because of uneven emergence. Severe storm on August 20 caused lodging in several plots.



Month	Precipitation		Average Temp.		GDU	
	2007	Norm.	2007	Norm.	2007	Norm.
Nov.-Mar	8.0	2.8	35	34		
April	2.9	1.6	49	51	430	472
May	1.2	2.9	64	62	920	831
June	2.5	3.0	72	72	1106	1115
July	1.7	2.5	78	78	1340	1321
August	2.6	2.2	81	76	1439	1260
Sept.	2.1	1.6	71	67	1092	973
Oct.	0.2	1.0	59	55	739	620
Totals:	21.2	17.7	54	53	7,066	6,592

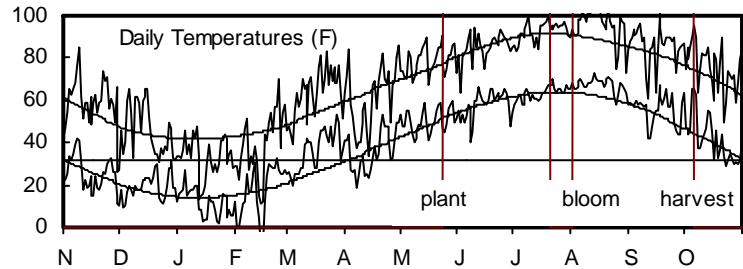


Table 17. Garden City Fallow Grain Sorghum Performance Test, 2005-2007.

BRAND	NAME	YIELD AS % 2006-2007									2007							
		ACRE YIELD, BUSHELS			OF TEST			AVERAGE			Days Grain to Moist.		Days Grain to Moist.		Test Plnt		Pop. Hds	
		2007	2006	2005	2-Yr. AVG.	3-Yr. AVG.	2007	2006	2005	Blm	%	Blm	%	lb/bu	in.	%	ppa	per Plnt
MYCOGEN	1G557	33	--	--	--	--	50	--	--	--	--	55	18	51	36	86	24.9	2.2
SORG. PARTNERS	KS 310	58	--	--	--	--	88	--	--	--	--	56	13	53	38	36	25.7	2.0
DEKALB	DKS29-28	58	--	21	--	--	89	--	41	--	--	57	12	51	36	48	25.4	2.5
DYNA-GRO	722B	61	--	--	--	--	92	--	--	--	--	58	17	53	36	71	21.6	2.6
NC+	5B89	62	--	--	--	--	94	--	--	--	--	58	14	55	38	44	24.7	2.4
GARST	N5710	64	--	--	--	--	97	--	--	--	--	60	15	53	44	21	24.0	2.0
MATURITY CHECK	PIO-86G08	61	114	55	87	77	92	115	105	59	12	60	13	54	40	30	22.8	2.7
ASGROW	PULSAR	59	96	47	77	67	89	97	89	59	10	61	11	50	39	35	22.8	2.7
DEKALB	DKS37-07	62	100	40	81	67	94	101	75	60	12	61	14	55	40	75	21.3	2.7
SORG. PARTNERS	NK4420	36	115	--	76	--	55	116	--	62	13	61	15	56	39	73	25.2	2.9
DEKALB	DKS36-16	67	--	--	--	--	102	--	--	--	--	62	14	53	39	21	26.5	2.1
DRUSSEL SEED	DSS B64	64	96	72	80	77	98	97	137	62	13	62	14	54	40	33	23.3	2.3
DRUSSEL SEED	DSS B6506	73	94	--	84	--	111	95	--	61	11	62	12	53	41	28	23.4	2.4
DYNA-GRO	764B	78	109	--	94	--	118	110	--	62	14	62	16	53	40	34	21.2	2.7
DYNA-GRO	766B	74	100	--	87	--	113	100	--	62	13	62	15	55	41	20	23.6	2.3
GARST	5750	81	101	66	91	83	123	102	125	60	14	62	16	55	41	28	22.1	2.6
MYCOGEN	3838	84	--	--	--	--	127	--	--	--	--	62	15	57	39	40	22.5	2.0
MYCOGEN	627	58	98	48	78	68	88	99	91	62	11	62	12	53	42	25	21.6	2.4
NC+	7C22	70	--	--	--	--	105	--	--	--	--	62	13	55	44	24	24.7	2.1
PIONEER	85G01	70	112	89	91	90	106	113	170	63	12	62	14	55	41	25	24.3	2.4
PIONEER	85G46	65	99	58	82	74	98	100	111	62	13	62	14	53	42	40	25.5	2.4
DEKALB	DK-44	63	--	--	--	--	96	--	--	--	--	63	15	55	41	38	27.4	1.8
MATURITY CHECK	OK11xTX2741	77	87	53	82	72	117	88	101	62	13	63	14	56	41	10	28.7	1.7
PIONEER	85Y40	62	99	--	81	--	93	100	--	62	13	63	14	55	43	59	25.9	2.5
TRIUMPH	TR458	60	--	--	--	--	91	--	--	--	--	63	14	56	42	39	24.8	2.0
MYCOGEN	1G600	85	97	57	91	80	128	98	109	61	12	64	13	55	41	29	26.1	1.9

Table 17. Garden City Fallow Grain Sorghum Performance Test, 2005-2007 - continued.

BRAND	NAME	YIELD AS % 2006-2007											2007					
		ACRE YIELD, BUSHEL					OF TEST			Days Grain to Blm	Grain Moist. %	Days Grain to Blm	Grain Moist. %	Test Wt. lb/bu	Plnt Ht. in.	Ldg %	Pop. 1000 ppa	Hds per Plnt
		2007	2006	2005	2-Yr. AVG.	3-Yr. AVG.	2007	2006	2005									
MYCOGEN	697	71	--	--	--	--	108	--	--	--	--	64	14	55	41	21	26.9	1.7
DYNA-GRO	751B	68	114	--	91	--	103	115	--	67	13	66	14	56	44	40	23.3	1.8
NC+	7R34	84	--	--	--	--	127	--	--	--	--	68	14	56	45	7	22.8	2.6
MATURITY CHECK	TX2752xTX430	79	109	65	94	84	119	110	124	68	13	69	13	56	43	44	23.4	2.2
	AVERAGES	66	99	53	83	73	66	99	53	62	13	62	14	54	40	38	24.1	2.3
	CV (%)	10	16	16	--	--	10	16	16	--	--	1	10	4	2	68	11.8	12.9
	LSD(0.05)*	9	25	14	--	--	14	26	26	--	--	1	2	3	1	36	3.9	0.4

*Unless two varieties differ by more than the LSD, little confidence can be placed in one being superior to the other. Top LSD group in bold.

Table 18. WEST Kansas Grain Sorghum Hybrid Yield Summary (% of test avg.), 2007.


BRAND/NAME	ELD*	THD	GRD	FND	AVG.	BRAND/NAME	ELD	THD	GRD	FND	AVG.
ASGROW						NC+					
PULSAR	99	90	101	89	95	5B89	--	97	101	94	--
DEKALB						7C22	99	--	111	105	--
DK-44	104	87	98	96	96	7R34	118	100	--	127	--
DKS29-28	80	103	113	89	96	OHLDE					
DKS36-16	111	104	127	102	111	O-525	100	--	--	--	--
DKS37-07	112	96	116	94	105	O-530	90	--	--	--	--
DRUSSEL SEED						O-567	100	--	--	--	--
DSS B64	--	--	61	98	--	O-575	103	--	--	--	--
DSS B6506	--	--	93	111	--	PIONEER					
DYNA-GRO						85G01	103	80	100	106	97
722B	83	80	84	92	85	85G46	112	76	147	98	108
751B	--	92	--	103	--	85Y40	115	124	101	93	108
764B	--	105	94	118	--	SORG. PARTNERS					
766B	106	105	101	113	106	KS 310	--	118	97	88	--
GX06360	100	94	--	--	--	NK4420	99	87	94	55	84
GX06750	100	--	--	--	--	NK6638	104	--	--	--	--
GX07163	--	101	--	--	--	TRIUMPH					
GX07763	--	117	--	--	--	TR 438	109	--	49	--	--
FONTANELLE						TR 463	--	97	--	--	--
GE-4532	98	--	--	--	--	TR458	92	--	--	91	--
GE-5615	100	--	--	--	--	MATURITY CHECK					
GARST						OK11xTX2741	90	94	98	117	100
5401	103	--	--	--	--	PIO-86G08	100	93	94	92	95
5464	111	--	--	--	--	TX2752xTX430	95	126	53	119	98
5750	--	--	136	123	--	AVERAGES (bu/a)	106	96	89	66	89
N5710	--	123	104	97	--	CV (%)	8	9	11	10	--
MIDWEST SEED						LSD (0.05)	11	12	22	14	--
440	93	102	--	--	--	MYCOGEN					
530	98	--	93	--	--	1G557	86	--	--	50	--
580	--	108	135	--	--	1G600	102	--	--	128	--
MYCOGEN						3838	98	--	--	127	--
1G557	86	--	--	50	--	627	101	--	--	88	--
1G600	102	--	--	128	--	697	104	--	--	108	--
3838	98	--	--	127	--						
627	101	--	--	88	--						
697	104	--	--	108	--						

* ELD = Ellis Co., Hays

THD = Thomas Co., Colby

GRD = Greeley Co., Tribune

FND = Finney Co., Garden City



Values inside bars indicate the number of comparisons with checks. Symbols (+,-) indicate if statistically higher or lower than mean of checks.

Figure 7. WEST Kansas sorghum hybrid standardized performance summary, 2005-2007.

NORTH CENTRAL KANSAS IRRIGATED GRAIN SORGHUM TEST ON SILT LOAM SOIL

Irrigation Experiment Field, Scandia; Barney Gordon, agronomist; Michael Larson and Doug Stensaas, technicians

Crete silt loam; Soybean in 2006

200 - 30 - 10 lb/a N, P, K

Planted on 6/4/2007; Harvested on 11/2/2007

Target stand of 82,200 plants/acre; 2.5 in. spacing

Very wet conditions in May delayed planting until early June. Very good summer conditions, some hot temperatures in August.

Month	Precipitation		Average Temp.		GDU	
	2007	Norm.	2007	Norm.	2007	Norm.
Nov.-Mar	6.6	5.1	36	33		
April	1.9	2.4	50	53	478	534
May	6.8	4.0	66	64	951	886
June	4.0	4.5	72	73	1118	1149
July	3.5	3.8	78	79	1337	1368
August	2.3	3.7	80	77	1403	1310
Sept.	2.4	3.9	68	68	983	987
Oct.	2.8	2.2	57	56	682	663
Totals:	30.3	29.5	54	53	6,952	6,897

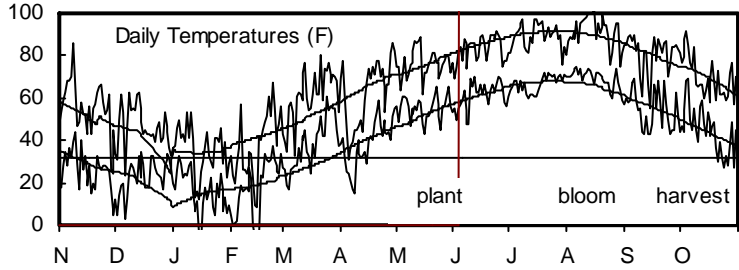
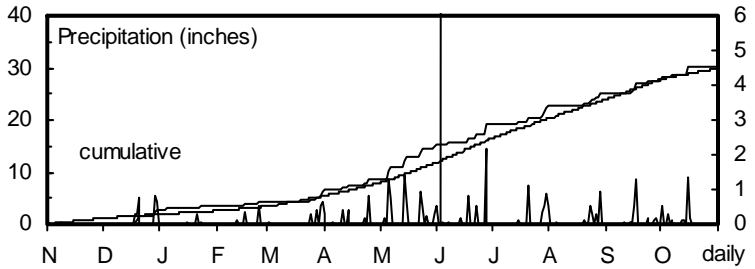


Table 19. Scandia Irrigated Grain Sorghum Performance Test, 2005-2007.

BRAND	NAME	YIELD AS %											2006-2007				2007			
		ACRE YIELD, BUSHELS					YIELD AS % OF TEST			Days Grain to Blm	Days Grain to Moist. %	Days Grain to Moist. Blm	Days Grain to Moist. %	Test Plnt		Pop. 1000 ppa	Hds per Plnt			
		2007	2006	2005	2-Yr. AVG.	3-Yr. AVG.	2007	2006	2005					Wt. lb/bu	Ht. in.					
DEKALB	DKS53-67	182	--	--	--	--	111	--	--	--	--	--	--	15	61	52	0	85.1	1.0	
GARST	5464	172	--	--	--	--	104	--	--	--	--	--	--	15	61	52	0	79.3	1.0	
GOLDEN WORLD	GWX9045	165	--	--	--	--	100	--	--	--	--	--	--	15	61	50	0	80.3	1.0	
SORG. PARTNERS	NK6638	151	--	--	--	--	91	--	--	--	--	--	--	15	61	53	0	81.9	1.0	
GARST	5401	174	132	170	153	159	106	95	97	--	14	--	15	61	57	0	79.7	1.0		
GOLDEN WORLD	GWX3045	162	129	--	145	--	98	92	--	--	14	--	15	61	50	0	75.4	1.1		
GOLDEN WORLD	GWX5967	159	136	--	148	--	97	97	--	--	14	--	15	61	50	0	76.4	1.1		
MATURITY CHECK	OK11xTX2741	133	132	148	132	137	81	94	85	--	14	--	15	59	51	0	81.3	1.0		
MATURITY CHECK	PIO-86G08	159	128	--	144	--	97	92	--	--	14	--	15	59	50	0	75.9	1.0		
MATURITY CHECK	TX2752xTX430	163	141	183	152	162	99	101	105	--	14	--	14	60	53	0	79.7	1.0		
TRIUMPH	TR 463	153	141	--	147	--	93	101	--	--	14	--	15	61	50	0	78.8	1.0		
DEKALB	DKS54-00	159	154	188	156	167	96	110	108	--	14	--	15	61	54	0	86.0	1.0		
DYNA-GRO	751B	152	146	195	149	164	92	104	112	--	14	--	15	61	55	0	79.5	1.0		
FONTANELLE	GE-4532	167	135	--	151	--	101	96	--	--	14	--	15	61	52	0	77.2	1.0		
FONTANELLE	GE-5615	175	141	194	158	170	106	101	111	--	14	--	15	61	54	0	83.4	1.0		
GOLDEN WORLD	GW 1467	156	142	180	149	159	95	101	103	--	14	--	15	61	50	0	83.8	1.0		
GOLDEN WORLD	GW 1489	169	150	192	160	170	103	108	110	--	14	--	15	61	52	0	76.2	1.1		
GOLDEN WORLD	GWX1445	166	138	--	152	--	101	99	--	--	14	--	15	61	49	0	80.6	1.0		
NC+	7R34	186	145	--	165	--	113	104	--	--	14	--	15	61	56	0	86.3	1.0		
NC+	8R18	185	142	193	164	173	112	101	111	--	15	--	15	61	54	0	78.3	1.0		
PIONEER	84G62	172	154	196	163	174	104	110	113	--	14	--	15	61	52	0	81.4	1.0		
PIONEER	85Y40	189	148	--	169	--	115	106	--	--	14	--	15	61	52	0	81.9	1.0		
SORG. PARTNERS	NK7829	165	148	--	157	--	100	106	--	--	15	--	15	61	53	0	81.7	1.0		
TRIUMPH	TR 481	171	145	185	158	167	104	104	106	--	14	--	15	61	53	0	79.0	1.0		
GOLDEN WORLD	GW3167	168	134	172	151	158	102	96	98	--	15	--	15	61	51	0	82.9	1.0		
	AVERAGES	165	140	174	152	160	165	140	174	--	14	--	15	61	52	0	80.3	1.0		
	CV (%)	5	7	2	--	--	5	7	2	--	--	--	1	0	3	--	10.6	1.7		
	LSD (0.05)*	14	16	7	--	--	8	11	4	--	--	--	0	0	2	0	6.6	0.0		

*Unless two varieties differ by more than the LSD, little confidence can be placed in one being superior to the other. Top LSD group in bold.

SOUTH CENTRAL KANSAS IRRIGATED GRAIN SORGHUM TEST ON SILT LOAM SOIL

South Central Kansas Experiment Field, Hutchinson; William Heer, agronomist; Richard Seck, cooperater

Ost loam; Soybean in 2006

175 - 30 - 0 lb/a N, P, K

Planted on 6/12/2007; Harvested on 10/10/2007

Target stand of 90,000 plants/acre; 2.3 in. spacing

All plots had some degree of head damage done by birds.

Month	Precipitation		Average Temp.		GDU	
	2007	Norm.	2007	Norm.	2007	Norm.
Nov.-Mar	9.2	4.2	38	37		
April	2.9	2.7	50	56	473	617
May	10.4	4.0	66	65	953	927
June	7.3	4.2	73	75	1134	1196
July	0.9	3.4	78	81	1345	1416
August	1.7	3.1	83	79	1482	1361
Sept.	2.6	3.3	70	70	1066	1053
Oct.	3.2	2.5	59	59	742	732
Totals:	38.2	27.4	56	56	7,195	7,302

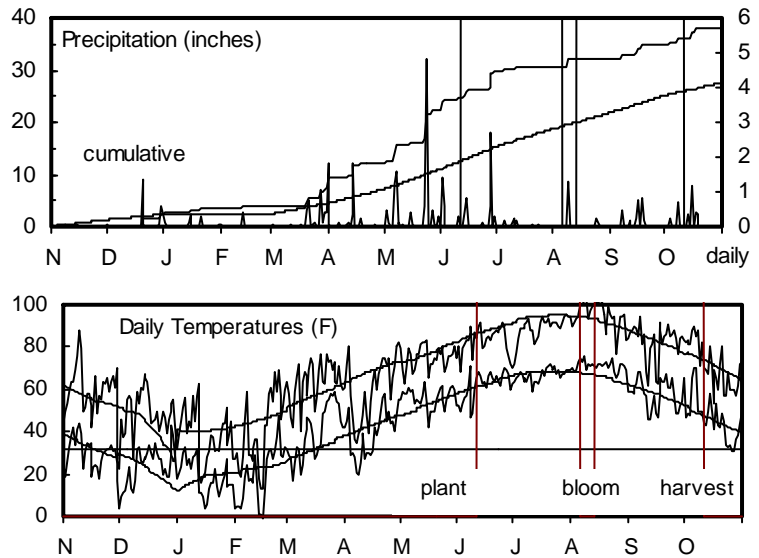


Table 20. Hutchinson Irrigated Grain Sorghum Performance Test, 2005-2007.

BRAND	NAME	YIELD AS % 2006-2007											2007					
		ACRE YIELD, BUSHELS					OF TEST AVERAGE			Days Grain to Moist.		Days Grain Test		Pop. Hds				
		2007	2006	2005	2-Yr. AVG.	3-Yr. AVG.	2007	2006	2005	Blm	%	Blm	%	lb/bu	in.	%	ppa	Plnt
DYNA-GRO	GX06360	72	--	--	--	--	87	--	--	--	--	55	15	60	4	30	86.7	0.9
DEKALB	DKS54-00	96	152	76	124	108	115	98	85	58	16	56	15	60	4	11	84.7	0.9
DYNA-GRO	764B	67	--	--	--	--	81	--	--	--	--	56	14	60	4	44	98.0	0.8
MATURITY CHECK	PIO-86G08	66	148	--	107	--	79	96	--	55	15	56	14	59	4	37	76.1	0.8
MIDLAND	MG4748	72	161	77	116	103	86	105	86	57	15	56	14	60	4	37	103.0	0.8
DYNA-GRO	GX07163	83	--	--	--	--	101	--	--	--	--	57	15	60	4	27	92.8	0.8
FONTANELLE	GE-4532	70	--	--	--	--	85	--	--	--	--	57	14	60	4	30	87.8	0.9
GARST	5401	70	152	99	111	107	84	99	111	58	15	57	14	61	5	29	95.8	0.8
MATURITY CHECK	OK11xTX2741	68	125	89	97	94	82	81	99	57	15	57	14	60	4	19	89.7	0.9
PIONEER	85Y40	72	157	--	114	--	86	102	--	57	16	57	15	60	4	25	109.1	0.7
TRIUMPH	TR458	80	--	--	--	--	97	--	--	--	--	57	17	59	4	20	60.1	0.8
DYNA-GRO	722B	72	--	--	--	--	87	--	--	--	--	58	14	59	3	31	74.6	0.9
DYNA-GRO	766B	70	--	--	--	--	85	--	--	--	--	58	14	60	4	36	90.6	0.9
DYNA-GRO	GX07664	80	--	--	--	--	97	--	--	--	--	58	16	58	4	20	97.7	0.7
FONTANELLE	GE-5615	104	--	91	--	--	125	--	102	--	--	58	15	61	4	20	85.7	0.8
NC+	7B51	65	172	--	118	--	78	111	--	58	16	58	15	60	4	30	91.6	0.9
DEKALB	DKS53-67	106	--	--	--	--	128	--	--	--	--	59	15	61	4	15	91.8	0.8
DYNA-GRO	751B	77	173	108	125	119	93	112	121	59	15	59	14	61	4	28	91.4	0.8
DYNA-GRO	GX07763	86	--	--	--	--	104	--	--	--	--	59	15	60	4	15	83.1	0.7
GARST	5464	97	--	--	--	--	117	--	--	--	--	59	15	60	4	14	87.0	0.8
MIDLAND	MG4665	64	113	74	88	84	78	73	83	57	15	59	14	60	4	38	53.3	1.0
MIDWEST SEED	56R85	58	--	--	--	--	70	--	--	--	--	59	14	61	4	29	89.7	0.9
PIONEER	84G62	102	190	108	146	133	123	123	120	59	16	59	15	61	4	21	88.1	0.8
SORG. PARTNERS	NK6638	90	--	--	--	--	109	--	--	--	--	59	15	60	4	27	126.7	0.8
MATURITY CHECK	TX2752xTX430	87	174	107	131	123	105	113	120	60	16	60	15	60	4	24	88.8	0.9
MIDLAND	MG4772	84	163	84	123	110	101	105	94	59	16	60	15	60	4	18	81.0	0.8
MIDWEST SEED	62R10	111	--	--	--	--	134	--	--	--	--	60	15	60	4	7	82.7	0.8

Table 20. Hutchinson Irrigated Grain Sorghum Performance Test, 2005-2007 - continued.

BRAND	NAME	YIELD AS % 2006-2007											2007					
		ACRE YIELD, BUSHEL					OF TEST			Days Grain to Blm	Moist. %	Days Grain to Blm	Grain Moist. %	Test Wt. lb/bu	Plnt Ht. in.	Bird Dmg. %	Pop. 1000 ppa	Hds per Plnt
		2007	2006	2005	2-Yr. AVG.	3-Yr. AVG.	2007	2006	2005									
DYNA-GRO	780B	112	191	--	151	--	135	124	--	61	15	61	14	62	4	7	86.9	0.7
NC+	8R18	113	176	--	145	--	136	114	--	61	16	61	15	60	4	8	88.0	0.8
SORG. PARTNERS	NK7829	95	132	--	113	--	115	86	--	60	17	61	17	60	4	13	90.5	0.7
DYNA-GRO	GX06170	102	--	--	--	--	123	--	--	--	--	63	16	60	5	9	84.6	0.8
DYNA-GRO	GX06750	70	--	--	--	--	85	--	--	--	--	63	15	61	4	20	81.5	0.8
	AVERAGES	83	154	90	119	109	83	154	90	58	16	58	15	60	4	23	87.7	0.8
	CV (%)	12	7	8	--	--	12	7	8	--	--	3	3	1	5	36	4.218.4	
	LSD (0.05)*	14	15	10	--	--	16	10	11	--	--	2	1	1	0	12	16.9	0.2

*Unless two varieties differ by more than the LSD, little confidence can be placed in one being superior to the other. Top LSD group in bold.

SOUTH CENTRAL KANSAS IRRIGATED GRAIN SORGHUM TEST ON SILT LOAM SOIL

South Central Kansas Experiment Field, Hutchinson; William Heer, agronomist; Richard Seck, cooperater

Ost loam; Soybean in 2006

175 - 30 - 0 lb/a N, P, K

Planted on 6/12/2007; Harvested on 10/10/2007

Target stand of 90,000 plants/acre; 2.3 in. spacing

All plots had some degree of head damage done by birds.

Month	Precipitation		Average Temp.		GDU	
	2007	Norm.	2007	Norm.	2007	Norm.
Nov.-Mar	9.2	4.2	38	37		
April	2.9	2.7	50	56	473	617
May	10.4	4.0	66	65	953	927
June	7.3	4.2	73	75	1134	1196
July	0.9	3.4	78	81	1345	1416
August	1.7	3.1	83	79	1482	1361
Sept.	2.6	3.3	70	70	1066	1053
Oct.	3.2	2.5	59	59	742	732
Totals:	38.2	27.4	56	56	7,195	7,302

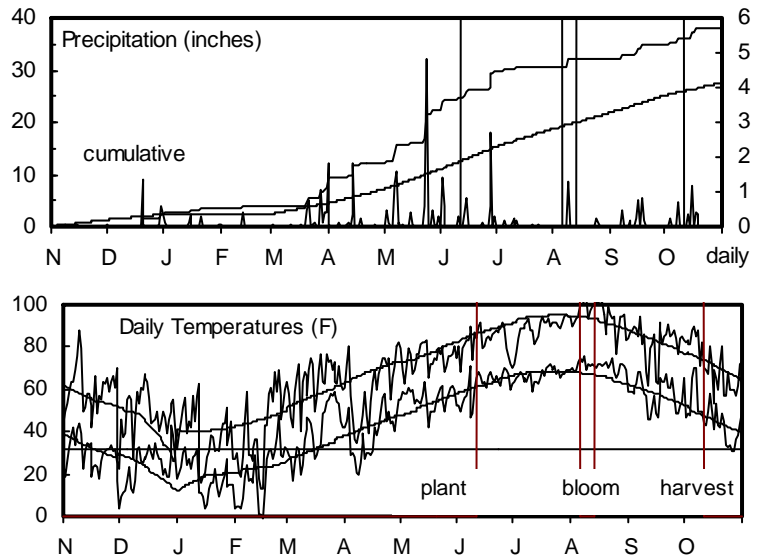


Table 20. Hutchinson Irrigated Grain Sorghum Performance Test, 2005-2007.

BRAND	NAME	YIELD AS % 2006-2007											2007					
		ACRE YIELD, BUSHELS					OF TEST AVERAGE			Days Grain to Moist.		Days Grain to Moist.		Wt. Lb/bu	Ht. in.	Pop. %	Hds 1000 per ppa	
		2007	2006	2005	2-Yr. AVG.	3-Yr. AVG.	2007	2006	2005	Blm	%	Blm	%					
DYNA-GRO	GX06360	72	--	--	--	--	87	--	--	--	--	55	15	60	4	30	86.7	0.9
DEKALB	DKS54-00	96	152	76	124	108	115	98	85	58	16	56	15	60	4	11	84.7	0.9
DYNA-GRO	764B	67	--	--	--	--	81	--	--	--	--	56	14	60	4	44	98.0	0.8
MATURITY CHECK	PIO-86G08	66	148	--	107	--	79	96	--	55	15	56	14	59	4	37	76.1	0.8
MIDLAND	MG4748	72	161	77	116	103	86	105	86	57	15	56	14	60	4	37	103.0	0.8
DYNA-GRO	GX07163	83	--	--	--	--	101	--	--	--	--	57	15	60	4	27	92.8	0.8
FONTANELLE	GE-4532	70	--	--	--	--	85	--	--	--	--	57	14	60	4	30	87.8	0.9
GARST	5401	70	152	99	111	107	84	99	111	58	15	57	14	61	5	29	95.8	0.8
MATURITY CHECK	OK11xTX2741	68	125	89	97	94	82	81	99	57	15	57	14	60	4	19	89.7	0.9
PIONEER	85Y40	72	157	--	114	--	86	102	--	57	16	57	15	60	4	25	109.1	0.7
TRIUMPH	TR458	80	--	--	--	--	97	--	--	--	--	57	17	59	4	20	60.1	0.8
DYNA-GRO	722B	72	--	--	--	--	87	--	--	--	--	58	14	59	3	31	74.6	0.9
DYNA-GRO	766B	70	--	--	--	--	85	--	--	--	--	58	14	60	4	36	90.6	0.9
DYNA-GRO	GX07664	80	--	--	--	--	97	--	--	--	--	58	16	58	4	20	97.7	0.7
FONTANELLE	GE-5615	104	--	91	--	--	125	--	102	--	--	58	15	61	4	20	85.7	0.8
NC+	7B51	65	172	--	118	--	78	111	--	58	16	58	15	60	4	30	91.6	0.9
DEKALB	DKS53-67	106	--	--	--	--	128	--	--	--	--	59	15	61	4	15	91.8	0.8
DYNA-GRO	751B	77	173	108	125	119	93	112	121	59	15	59	14	61	4	28	91.4	0.8
DYNA-GRO	GX07763	86	--	--	--	--	104	--	--	--	--	59	15	60	4	15	83.1	0.7
GARST	5464	97	--	--	--	--	117	--	--	--	--	59	15	60	4	14	87.0	0.8
MIDLAND	MG4665	64	113	74	88	84	78	73	83	57	15	59	14	60	4	38	53.3	1.0
MIDWEST SEED	56R85	58	--	--	--	--	70	--	--	--	--	59	14	61	4	29	89.7	0.9
PIONEER	84G62	102	190	108	146	133	123	123	120	59	16	59	15	61	4	21	88.1	0.8
SORG. PARTNERS	NK6638	90	--	--	--	--	109	--	--	--	--	59	15	60	4	27	126.7	0.8
MATURITY CHECK	TX2752xTX430	87	174	107	131	123	105	113	120	60	16	60	15	60	4	24	88.8	0.9
MIDLAND	MG4772	84	163	84	123	110	101	105	94	59	16	60	15	60	4	18	81.0	0.8
MIDWEST SEED	62R10	111	--	--	--	--	134	--	--	--	--	60	15	60	4	7	82.7	0.8

WEST KANSAS IRRIGATED GRAIN SORGHUM TEST ON SILT LOAM SOIL

Southwest Research-Extension Center, Tribune; Alan Schlegel, agronomist

Ulysses silt loam; Wheat in 2006

120 - 27 - 0 lb/a N, P, K

Planted on 5/25/2007; Harvested on 10/31/2007

Target stand of 70,000 plants/acre; 3.0 in. spacing

A wet winter and fair spring led to generally favorable conditions.

Month	Precipitation		Average Temp.		GDU	
	2007	Norm.	2007	Norm.	2007	Norm.
Nov.-Mar	6.6	2.1	33	34		
April	3.3	1.3	47	49	385	430
May	1.1	2.3	61	60	826	772
June	1.4	2.6	70	70	1060	1063
July	0.5	2.5	77	77	1304	1287
August	3.3	2.2	79	74	1374	1209
Sept.	0.7	1.3	70	66	1045	934
Oct.	0.1	0.7	57	54	687	588
Totals:	17.1	15.0	52	52	6,681	6,283

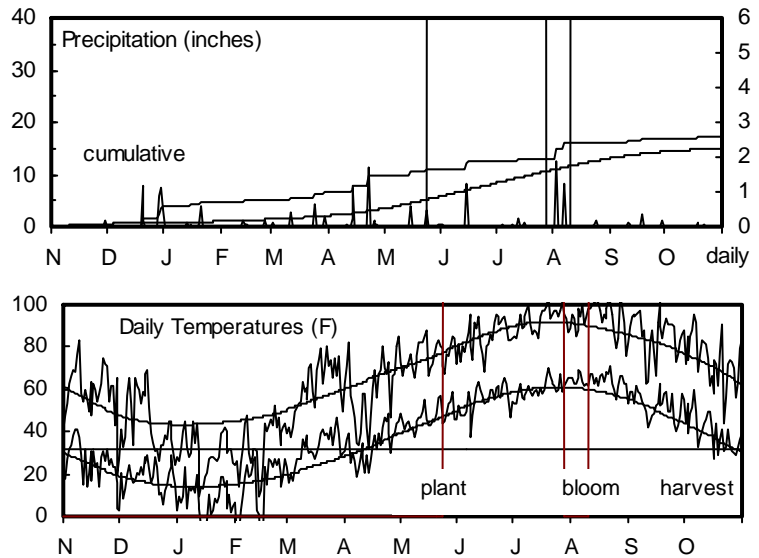


Table 22. Tribune Irrigated Grain Sorghum Performance Test, 2005-2007.

BRAND	NAME	YIELD AS % 2006-2007											2007				
		ACRE YIELD, BUSHELS					OF TEST AVERAGE			Days Grain to Moist.		Days Grain to Moist.		Wt.	Ht.	Pop.	Hds
		2007	2006	2005	2-Yr. AVG.	3-Yr. AVG.	2007	2006	2005	Blm	%	Blm	%	lb/bu	in.	%	ppa
MATURITY CHECK	PIO-86G08	170	160	--	165	--	106	94	--	65	12	64	11	60	48	48	0.148.3
NC+	5B89	147	--	--	--	--	91	--	--	--	--	64	11	61	49	49	0.148.5
DYNA-GRO	764B	134	152	--	143	--	83	89	--	67	12	66	11	60	51	51	0.150.5
DEKALB	DKS54-00	157	196	109	176	154	98	115	106	71	13	69	12	62	56	56	0.155.5
DYNA-GRO	766B	154	171	--	163	--	96	100	--	69	12	69	11	61	52	52	0.152.3
PIONEER	85Y40	179	187	--	183	--	111	110	--	69	13	70	12	62	52	52	0.152.0
SORG. PARTNERS	NK7829	154	148	--	151	--	96	87	--	71	13	70	12	62	57	57	0.156.8
DEKALB	DKS53-67	174	--	--	--	--	109	--	--	--	--	71	12	63	55	55	0.155.3
MATURITY CHECK	OK11xTX2741	133	158	107	146	133	83	93	104	71	13	72	12	62	51	51	0.151.3
PIONEER	84G62	181	211	111	196	167	113	124	108	73	12	72	11	62	52	52	0.152.3
DYNA-GRO	751B	179	182	--	181	--	111	107	--	74	13	75	12	62	55	55	0.154.5
SORG. PARTNERS	NK6638	153	--	--	--	--	95	--	--	--	--	75	11	62	51	51	0.150.8
MATURITY CHECK	TX2752xTX430	192	197	116	195	168	119	116	113	74	13	76	12	62	53	53	0.153.0
TRIUMPH	TR 463	153	--	--	--	--	95	--	--	--	--	76	11	61	54	54	0.154.3
NC+	8R18	202	--	--	--	--	126	--	--	--	--	78	12	62	60	60	0.159.8
	AVERAGES	161	170	103	166	145	161	170	103	71	12	71	11	61	52	52	0.152.2
	CV (%)	6	9	9	--	--	6	9	9	--	--	1	2	1	5	5	5.3 4.8
	LSD (0.05)*	14	22	14	--	--	9	13	13	--	--	1	0	0	4	4	0.0 3.6

*Unless two varieties differ by more than the LSD, little confidence can be placed in one being superior to the other. Top LSD group in bold.

WEST KANSAS IRRIGATED GRAIN SORGHUM TEST ON SILT LOAM SOIL

Southwest Research-Extension Center, Garden City; Monty Spangler, technician

Keith silt loam; Fallow in 2006

100 - 0 - 0 lb/a N, P, K

Planted on 5/25/2007; Harvested on 10/5/2007

Target stand of 70,000 plants/acre; 3.0 in. spacing

Good moisture at planting, but hot and dry from late June to August.

Month	Precipitation		Average Temp.		GDU	
	2007	Norm.	2007	Norm.	2007	Norm.
Nov.-Mar	8.0	2.8	35	34		
April	2.9	1.6	49	51	430	472
May	1.2	2.9	64	62	920	831
June	2.5	3.0	72	72	1106	1115
July	1.7	2.5	78	78	1340	1321
August	2.6	2.2	81	76	1439	1260
Sept.	2.1	1.6	71	67	1092	973
Oct.	0.2	1.0	59	55	739	620
Totals:	21.2	17.7	54	53	7,066	6,592

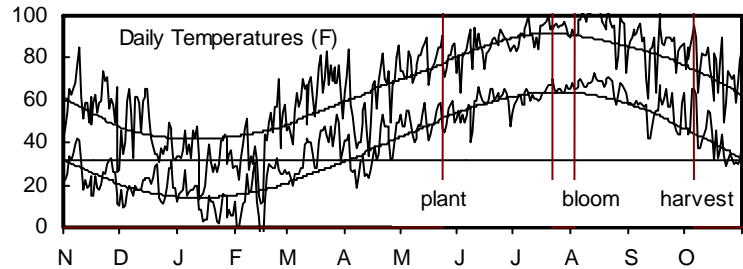
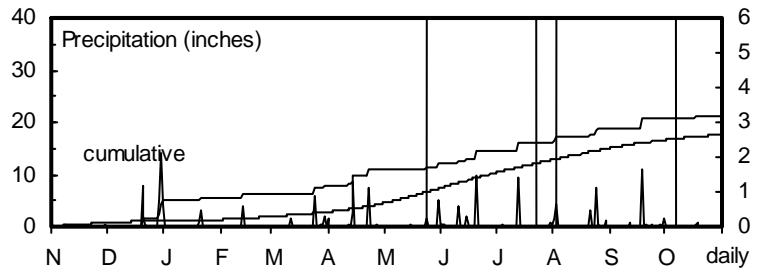


Table 23. Garden City Irrigated Grain Sorghum Performance Test, 2005-2007.

BRAND	NAME	YIELD AS % 2006-2007											2007					
		ACRE YIELD, BUSHELS			OF TEST AVERAGE			Days Grain to Blm	Moist. %	Days Grain to Blm	Grain Test %	Wt. lb/bu	Ht. in.	Pop. %	Hds 1000 per ppa			
		2007	2006	2005	2-Yr. AVG.	3-Yr. AVG.	2007									2006	2005	
MATURITY CHECK	PIO-86G08	157	134	--	146	--	103	95	--	57	9	58	9	58	47	0	62.8	1.6
FONTANELLE	GE-4532	150	--	--	--	--	99	--	--	--	--	61	10	59	49	0	65.8	1.3
MIDLAND	MG4665	131	--	77	--	--	86	--	83	--	--	61	9	58	45	0	37.5	1.8
PIONEER	85Y40	156	144	--	150	--	102	102	--	60	10	61	11	60	48	0	67.7	1.4
DEKALB	DKS53-67	165	--	--	--	--	109	--	--	--	--	62	12	60	54	0	66.1	1.3
DYNA-GRO	766B	150	139	--	144	--	99	98	--	61	9	62	10	59	52	0	63.3	1.3
GARST	5401	162	142	80	152	128	106	100	86	62	11	62	12	60	57	0	62.1	1.4
MIDLAND	MG4748	145	--	102	--	--	96	--	109	--	--	62	11	59	49	0	65.1	1.2
TRIUMPH	TR458	142	--	--	--	--	94	--	--	--	--	62	12	58	48	0	46.2	1.5
DEKALB	DKS54-00	151	155	111	153	139	99	109	118	64	9	63	10	59	52	0	59.6	1.3
FONTANELLE	GE-5615	150	--	--	--	--	98	--	--	--	--	63	11	58	51	1	63.9	1.2
GARST	5464	153	--	--	--	--	101	--	--	--	--	63	11	58	50	0	64.3	1.1
MATURITY CHECK	OK11xTX2741	134	127	68	130	110	88	89	73	61	9	63	9	57	46	0	66.9	1.1
SORG. PARTNERS	NK7633	146	146	91	146	128	96	103	98	63	10	63	11	59	49	0	57.0	1.2
SORG. PARTNERS	NK7829	150	148	--	149	--	99	104	--	63	11	63	13	59	54	0	60.5	1.2
DYNA-GRO	751B	163	152	95	158	137	107	107	101	64	10	64	11	59	54	0	58.6	1.3
DYNA-GRO	GX07664	148	--	--	--	--	98	--	--	--	--	64	10	56	47	0	68.3	1.1
GARST	5360	150	146	91	148	129	99	103	97	65	11	64	12	58	49	0	70.2	1.0
MIDLAND	MG4772	156	--	127	--	--	103	--	135	--	--	64	11	59	51	0	60.8	1.3
MIDWEST SEED	0256	150	--	--	--	--	99	--	--	--	--	64	11	59	56	0	57.4	1.3
PIONEER	84G62	158	147	111	152	138	104	103	118	64	10	64	10	60	48	0	70.0	1.2
DYNA-GRO	GX06170	156	--	--	--	--	103	--	--	--	--	65	12	60	58	0	58.7	1.3
DYNA-GRO	GX07163	160	--	--	--	--	105	--	--	--	--	66	11	59	50	0	62.0	1.3
DYNA-GRO	GX07763	142	--	--	--	--	93	--	--	--	--	66	11	59	48	0	55.1	1.2
MATURITY CHECK	TX2752xTX430	167	155	95	161	139	110	109	101	65	9	66	10	59	52	0	61.3	1.3
DYNA-GRO	780B	157	154	86	155	132	103	108	92	66	10	68	11	61	55	0	57.0	1.3
NC+	7R83	152	154	107	153	138	100	108	115	67	10	68	10	58	54	0	44.1	1.3

Table 23. Garden City Irrigated Grain Sorghum Performance Test, 2005-2007 - continued.

BRAND	NAME	YIELD AS % 2006-2007											2007					
		ACRE YIELD, BUSHELS					OF TEST			Days Grain to Blm	Grain Moist. %	Days Grain to Blm	Grain Moist. %	Test Wt. lb/bu	Plnt Ht. in.	Ldg %	Pop. 1000 ppa	Hds per Plnt
		2007	2006	2005	2-Yr. AVG.	3-Yr. AVG.	2007	2006	2005									
NC+	8R18	177	165	--	171	--	117	116	--	68	11	68	11	60	59	0	60.1	1.3
MIDWEST SEED	62R10	176	--	--	--	--	116	--	--	--	--	69	10	60	58	1	62.3	1.2
	AVERAGES	152	142	94	147	129	152	142	94	63	10	64	11	59	51	0	60.6	1.3
	CV (%)	5	7	14	--	--	5	7	14	--	--	2	9	1	3	777	8.1	9.2
	LSD (0.05)*	11	16	21	--	--	7	11	23	--	--	2	1	1	2	0	7.3	0.2

*Unless two varieties differ by more than the LSD, little confidence can be placed in one being superior to the other. Top LSD group in bold.

Table 24. Kansas IRRIGATED Grain Sorghum Hybrid Yield Summary (% of test avg.), 2007.

BRAND/NAME	RPI*	RNI	THI	GRI	FNI	AVG.	BRAND/NAME	RPI	RNI	THI	GRI	FNI	AVG.
DEKALB							NC+						
DKS53-67	111	128	114	109	109	114	5B89	--	--	--	91	--	--
DKS54-00	96	115	110	98	99	104	7B51	--	78	--	--	--	--
DYNA-GRO							PIONEER						
722B	--	87	--	--	--	--	7R34	113	--	--	--	--	--
751B	92	93	102	111	107	101	7R83	--	--	101	--	100	--
764B	--	81	83	83	--	--	8R18	112	136	118	126	117	122
766B	--	85	--	96	99	--	SORG. PARTNERS						
780B	--	135	--	--	103	--	NK4420	--	--	84	--	--	--
GX06170	--	123	--	--	103	--	NK6638	91	109	--	95	--	--
GX06360	--	87	98	--	--	--	NK7633	--	--	--	--	96	--
GX06750	--	85	--	--	--	--	NK7829	100	115	92	96	99	100
GX07163	--	101	112	--	105	--	TRIUMPH						
GX07664	--	97	100	--	98	--	TR 463	93	--	98	95	--	--
GX07763	--	104	97	--	93	--	TR 481	104	--	--	--	--	--
FONTANELLE							MATURITY CHECK						
GE-4532	101	85	--	--	99	--	OK11xTX2741	81	82	82	83	88	83
GE-5615	106	125	--	--	98	--	PIO-86G08	97	79	96	106	103	96
GARST							AVERAGES (bu/a)						
5360	--	--	--	--	99	--	CV (%)	5	12	7	6	5	--
5401	106	84	--	--	106	--	LSD (0.05)	8	16	10	9	7	--
5464	104	117	--	--	101	--	TRIUMPH						
GOLDEN WORLD							MATURITY CHECK						
GW 1467	95	--	--	--	--	--	TR 458	--	97	--	--	94	--
GW 1489	103	--	--	--	--	--	MATURITY CHECK						
GW3167	102	--	--	--	--	--	OK11xTX2741	81	82	82	83	88	83
GWX1445	101	--	--	--	--	--	PIO-86G08	97	79	96	106	103	96
GWX3045	98	--	--	--	--	--	TX2752xTX430	99	105	104	119	110	107
GWX5967	97	--	--	--	--	--	AVERAGES (bu/a)						
GWX9045	100	--	--	--	--	--	CV (%)	5	12	7	6	5	--
MIDLAND							LSD (0.05)						
MG4665	--	78	--	--	86	--	8	16	10	9	7	--	--
MG4748	--	86	--	--	96	--	TRIUMPH						
MG4772	--	101	--	--	103	--	TR 463	93	--	98	95	--	--
MIDWEST SEED							MATURITY CHECK						
0256	--	--	--	--	99	--	TR 481	104	--	--	--	--	--
56B88	--	--	101	--	--	--	TR 458	--	97	--	--	94	--
56R85	--	70	--	--	--	--	MATURITY CHECK						
62R10	--	134	120	--	116	--	OK11xTX2741	81	82	82	83	88	83
							PIO-86G08						
							TX2752xTX430						
							AVERAGES (bu/a)						
							CV (%)						
							LSD (0.05)						


* RPI=Republic Co., Scandia

RNI=Reno Co., Hutchinson

THI=Thomas Co., Colby

GRI=Greeley Co., Tribune

FNI=Finney Co., Garden City



Values inside bars indicate the number of comparisons with checks. Symbols (+,-) indicate if statistically higher or lower than mean of checks.

Figure 8. Kansas IRRIGATED sorghum hybrid standardized performance summary, 2005-2007.

Table 25. Entries in the 2007 Kansas Grain Sorghum Performance Tests.

BRAND NAME	hybrid traits*						BRAND NAME	hybrid traits*					
	GC	EC	PC	Mat.	Days	GB		GC	EC	PC	Mat.	Days	GB
ADVANCED GEN.							GOLDEN WORLD						
A 110	B	HY	P	E	62	-	GWX3045	R	W	P	ME	60	-
A 115C	C	HY	P	ME	68	CE	GWX5967	R	W	P	ME	60	E
A 121	R	W	P	M	70	CEIK	GW 1467	R	W	P	M	65	-
ASGROW							MIDLAND						
PULSAR	B	HY	P	E	68	CEI	GW3167	R	W	P	M	65	-
DEKALB							MIDWEST SEED						
DKS29-28	B	HY	P	E	58	CE	GWX1445	R	W	P	M	65	-
DKS37-07	B	HY	P	E	67	CEI	GW 1489	R	W	P	ML	68	E
DKS36-16	B	HY	P	M	68	-	GWX9045	R	W	P	ML	68	E
DKS42-20	B	HY	P	M	70	CE	MIDLAND						
DK-44	B	HY	P	M	71	CE	MG4665	B	W	P	M	63	C
DKS53-67	B	HY	P	L	71	C,E,I	MG4748	B	-	P	M	65	CDE
DKS54-00	B	HY	P	L	75	CEI	MG4772	B	-	P	M	68	CE
DRUSSEL SEED							MIDWEST SEED						
DSS B64	B	W	P	ME	64	C	440	B	-	P	E	61	C
DSS B6506	B	W	P	ME	65	CDE	490	B	-	P	ME	62	-
DYNA-GRO							MYCOGEN						
GX06170	-	-	-	-	-	-	530	C	-	P	ME	63	CE
GX06360	-	-	-	-	-	-	567	B	-	P	M	67	CEIK
GX06750	-	-	-	-	-	-	580	C	-	P	M	69	-
GX07163	-	-	-	-	-	-	56B88	B	-	P	M	70	-
GX07664	-	-	-	-	-	-	56R85	R	-	P	M	70	-
GX07763	-	-	-	-	-	-	590	B	-	P	M	70	CE
722B	B	HY	T	E	60	CE	0256	B	-	P	M	71	CE
764B	B	HY	T	ME	64	CDE	62R10	R	-	P	L	75	-
766B	B	HY	T	ME	65	CDE	MYCOGEN						
751B	B	W	T	ML	69	CE	1G557	B	-	-	E	-	-
780B	B	Y	P	L	72	CE	627	B	W	P	ME	64	-
FONTANELLE							NC+						
GE-4532	B	Y	P	ME	62	CE	697	B	W	P	M	64	CEIK
GE-5615	B	Y	P	M	67	CE	3838	C	-	-	ME	67	-
GARST							NC+						
5750	B	HY	P	ME	62	CE	1G600	B	HY	P	ME	68	CEIK
N5710	B	HY	P	ME	62	-	737	B	W	P	M	69	-
5401	R	HY	P	ML	68	E	1506	LR	HY	P	ML	70	CE
5464	B	HY	P	ME	68	-	NC+						
5360	R	HY	P	ML	69	-	5B89	B	HY	P	E	61	C
							7C22	C	HY	P	M	69	C
							7B51	B	-	P	M	70	-
							7R34	R	W	P	M	70	-
							7R83	R	W	P	M	72	-
							8R18	R	W	P	L	75	-

* Information provided by entrants:
 GC = grain color: bronze, cream, red, yellow, white
 EC = endosperm color: white, yellow, hetero-yellow
 PC = plant color: purple, tan
 Mat. = relative maturity: early, medium, late, medium late
 Days = days to half bloom
 GB = resistance to specific greenbug biotypes: C, E, I, K, etc.

Table 25. Entries in the 2007 Kansas Grain Sorghum Performance Tests - continued.

BRAND NAME	hybrid traits*						BRAND NAME	hybrid traits*					
	GC	EC	PC	Mat.	Days	GB		GC	EC	PC	Mat.	Days	GB
OHLDE													
O-525	B	W	P	E	64	-							
O-530	C	Y	P	ME	67	CE							
O-567	B	W	P	M	70	CEIK							
O-575	R	W	P	M	70	-							
X-587	R	W	P	ML	72	-							
PIONEER													
85G01	R	W	P	M	69	E							
85G46	R	W	P	M	69	E							
84G50	B	Y	P	M	70	-							
85Y40	W	Y	P	M	70	-							
84G62	B	Y	P	L	72	E							
SORG. PARTNERS													
KS 310	B	HY	P	E	57	CE							
NK4420	B	HY	P	M	62	C							
KS 585	B	HY	P	M	67	CE							
NK6638	B	HY	P	M	70	C							
NK7829	B	HY	P	ML	71	C							
NK7633	B	HY	P	ML	73	C							
TRIUMPH													
TR458	-	-	-	-	-	-							
TR 438	B	W	P	E	60	CE							
TR 463	R	W	P	M	62	CE							
TR 481	R	W	P	ML	72	CE							
MATURITY CHECK													
PIO-86G08	R	W	P	E	65	E							
OK11xTX2741	W	W	P	M	69	-							
TX2752xTX430	B	W	P	L	73	-							
AVERAGES	-	-	-	-	-	-							
LSD (0.05)*	-	-	-	-	-	-							

* Information provided by entrants:
 GC = grain color: bronze, cream, red, yellow, white
 EC = endosperm color: white, yellow, hetero-yellow
 PC = plant color: purple, tan
 Mat. = relative maturity: early, medium, late, medium late
 Days = days to half bloom
 GB = resistance to specific greenbug biotypes: C, E, I, K, etc.

Table 26. Percent Ethanol of Selected Hybrids of the 2007 Corn Performance Tests.

BRAND/NAME	LOC*	Percent Ethanol**
DYNA-GRO		
57V05	THI	11.57+
57P03	RNI	11.09
57F06	RNI	11.02
57X97	RNI	11.37
57F37	RNI	11.44
CHECK		11.25
Average		11.30
Std. Dev.		0.27

* Samples collected from Colby Irrigated Performance Test (THI) and Hutchinson Irrigated Performance Test (RNI)

** Ethanol percent in fermentation broth. For example, 11.57% is 115.7 g/L ethanol.

30 grams of corn sample was used in 100 ml fermentation medium.

+There is no significant difference among corn samples with respect to ethanol production in 72h.

For those interested in accessing crop performance testing information electronically, visit our World Wide Web site. All of the information contained in this publication, plus more, is available for viewing or downloading.

The URL is <http://kscroptests.agron.ksu.edu>

Excerpts from the
University Research Policy Agreement with Cooperating Seed Companies

Permission is hereby given to Kansas State University to test varieties and/or hybrids designated on the attached entry forms in the manner indicated in the test announcements. I certify that seed submitted for testing is a true sample of the seed being offered for sale.

I understand that all results from Kansas Crop Performance Tests belong to the University and the public and shall be controlled by the University so as to produce the greatest benefit to the public. Performance data may be used in the following ways: 1) Tables may be reproduced in their entirety provided the source is referenced and data are not manipulated or reinterpreted; 2) Advertising statements by an individual company about the performance of its entries may be made as long as they are accurate statements about the data as published, with no reference to other companies' names or cultivars. In both cases, the following must be included with the reprint or ad citing the appropriate publication number and title: "See the official Kansas State University Agricultural Experiment Station and Cooperative Extension Service Report of Progress 986, '2007 Kansas Performance Tests with Grain Sorghum Hybrids,' or the Kansas Crop Performance Test Web site, <http://kscroptests.agron.ksu.edu>, for details. Endorsement or recommendation by Kansas State University is not implied."

These materials may be freely reproduced for educational purposes. All other rights reserved. In each case, give credit to the author(s), 2007 Kansas Performance Tests with Grain Sorghum Hybrids, Kansas State University, December 2007.

Contributors

Main Station, Manhattan

Jane Lingenfelter, Assistant Agronomist
Doug Jardine, Extension Plant Pathologist
Jeff Whitworth, Extension Entomologist
Mary Knapp, KSU State Climatologist
James R. Cochrane, Assistant Scientist
Edward O. Quigley, Agricultural Technician
Praveen Vadlani, Grain Science and Industry
Jeanette Schacher, Student
Nan Mueller, Student

Research Centers

Patrick Evans, Colby
Ken Kofoid, Hays
James Long, Parsons
Alan Schlegel, Tribune
Monty Spangler, Garden City

Experiment Fields

Mark Claassen, Hesston
W. Barney Gordon, Scandia
William Heer, Hutchinson
James Kimball, Ottawa
Larry Maddux, Topeka

NOTE: Trade names are used to identify products.
No endorsement is intended, nor is any criticism implied of similar products not named.

**This Report of Progress was edited and designed
by the Department of Communications at Kansas State University**

Kansas State University Agricultural Experiment Station and Cooperative Extension Service